

2020 Ibrahim Index of African

Governance — Index Report

30.2	64.9	32.7	18.5	59.5	31.0	81.2	76.2	52.4	35.1	16.2	18.5	100.0
45.1	66.7	45.3	36.5	74.1	52.8	66.5	66.7	76.1	47.2	25.6	44.0	59.2
18.1	100.0	18.1	28.6	69.4	46.1	87.5	11.2	58.3	63.9	11.1	52.6	100.0
22.0	80.3	22.3	30.6	33.3	22.6	45.4	22.4	31.2	22.9	10.5	27.3	50.0
18.9	99.2	27.7	58.9	23.6	87.5	48.7	44.9	49.0	57.4	14.6	28.7	32.6
38.4	59.2	26.0	42.3	56.7	60.2	63.8	84.9	57.6	59.6	24.1	44.7	58.6
27.4	71.4	26.2	35.7	60.7	63.1	66.7	100.0	56.0	59.5	21.4	42.5	50.0
46.3	31.9	50.1	36.9	60.9	63.4	80.1	73.5	54.8	43.9	13.1	38.0	84.5
49.0	100.0	33.3	71.2	59.7	59.8	78.7	86.2	59.4	45.2	17.9	49.2	77.8
25.0	70.8	0.0	50.5	62.5	65.0	12.5	64.5	75.0	62.0	37.5	47.4	12.5
44.6	21.9	20.3	17.1	39.7	50.0	80.9	100.0	42.6	87.2	30.8	46.7	68.0
50.4	73.6	44.1	42.3	66.1	55.0	72.8	68.5	57.4	50.7	30.2	47.2	76.2
87.4	77.4	81.2	57.6	90.8	53.5	85.3	76.2	59.6	56.3	56.2	55.6	89.4
98.7	51.8	89.0	21.8	98.7	5.8	109.8	85.0	57.0	47.6	85.1	58.8	100.0
88.8	2.2	84.1	1.0	92.6	26.1	9.8	83.1	26.0	20.1	6.3	38.9	100.0
99.8	35.1	99.9	4.9	99.9	2.9	9.9	41.2	92.9	85.0	68.6	79.2	100.0
49.8	66.9	40.7	67.1	73.8	76.8	61.5	70.6	43.5	73.2	32.2	67.1	71.9
99.7	93.3	81.8	70.7	89.2	59.5	64.6	87.8	81.8	67.9	89.0	65.3	75.2
48.8	75.0	39.9	75.0	64.7	29.6	76.4	41.5	59.0	44.2	24.8	24.1	88.5
36.3	75.7	50.9	34.7	70.9	58.2	87.5	68.7	69.8	41.5	32.4	52.7	93.5
1.6	69.3	39.4	25.5	47.6	68.4	67.4	64.6	65.8	45.7	1.8	52.1	98.2
65.8	73.7	29.6	35.6	47.4	39.3	75.8	36.2	50.3	21.1	21.1	31.9	81.5
69.1	90.2	56.3	42.7	89.4	66.5	68.5	78.7	64.6	41.1	33.3	50.3	100.0
62.8	91.8	31.1	47.8	58.3	64.1	67.9	91.4	44.2	73.8	28.7	79.1	67.6
57.4	53.2	32.0	22.1	74.7	52.8	91.3	72.4	59.1	26.0	31.5	50.2	90.2
26.9	82.2	29.2	34.6	52.0	48.0	65.9	44.3	53.4	45.3	15.6	35.6	68.4
30.2	64.9	32.7	18.5	59.5	31.0	81.2	76.2	52.4	35.1	16.2	18.5	100.0
45.1	66.7	45.3	36.5	74.1	52.8	66.5	66.7	76.1	47.2	25.6	44.0	59.2
18.1	100.0	18.1	28.6	69.4	46.1	87.5	11.2	58.3	63.9	11.1	52.6	100.0
22.0	80.3	22.3	30.6	33.3	22.6	45.4	22.4	31.2	22.9	10.5	27.3	50.0
18.9	99.2	27.7	58.9	23.6	87.5	48.7	44.9	49.0	57.4	14.6	28.7	32.6
38.4	59.2	26.0	42.3	56.7	60.2	63.8	84.9	57.6	59.6	24.1	44.7	58.6
27.4	71.4	26.2	35.7	60.7	63.1	66.7	100.0	56.0	59.5	21.4	42.5	50.0
46.3	31.9	50.1	36.9	60.9	63.4	80.1	73.5	54.8	43.9	13.1	38.0	84.5
49.0	100.0	33.3	71.2	59.7	59.8	78.7	86.2	59.4	45.2	17.9	49.2	77.8
25.0	70.8	0.0	50.5	62.5	65.0	12.5	64.5	75.0	62.0	37.5	47.4	12.5
44.6	21.9	20.3	17.1	39.7	50.0	80.9	100.0	42.6	87.2	30.8	46.7	68.0
65.8	73.7	29.6	35.6	47.4	39.3	75.8	36.2	50.3	21.1	21.1	31.9	81.5
69.1	90.2	56.3	42.7	89.4	66.5	68.5	78.7	64.6	41.1	33.3	50.3	100.0
62.8	91.8	31.1	47.8	58.3	64.1	67.9	91.4	44.2	73.8	28.7	79.1	67.6
57.4	53.2	32.0	22.1	74.7	52.8	91.3	72.4	59.1	26.0	31.5	50.2	90.2
26.9	82.2	29.2	34.6	52.0	48.0	65.9	44.3	53.4	45.3	15.6	35.6	68.4
30.2	64.9	32.7	18.5	59.5	31.0	81.2	76.2	52.4	35.1	16.2	18.5	100.0

SECTION 01

The IIAG's in-depth review: background and main changes

>

The IIAG in-depth review	8
A new framework and three main new features	8
1. The new IIAG framework encompasses additional governance dimensions	9
2. A better-balanced structure and mainly clustered indicators	10
3. Africa's citizens' voices are more prominently highlighted	11
Spotlight: Data gaps: still a lot to be done	12

SECTION 02

The 2020 IIAG findings

>

Overall Governance: the first ever year-on-year decline in 2019	22
Over the decade, while <i>Human Development</i> and <i>Foundations for Economic Opportunity</i> lead the way, <i>Security & Rule of Law</i> and <i>Participation, Rights & Inclusion</i> have stalled	23
The majority of countries have improved over the decade, however almost half register a decline in 2019	25
Ranks are not a definite given: some high-ranking countries follow a deteriorating path, while some low-ranking ones feature among the largest improvers	25
Unbalanced governance progress: only eight countries manage to improve in all four categories over the decade	26
Tell-tale correlations: besides balance, rule of law, justice, inclusion and equality are the common denominators among best performers	28
Spotlight: Regional discrepancies: Northern Africa is on the up while Central Africa, the lowest scoring region, is falling behind	30
Spotlight: What can the 2020 IIAG results tell us about the impact of COVID-19 on Africa?	32

Participation, Rights & Inclusion: deterioration over the past decade, at twice the speed since 2015, drives the first ever year-on-year decline at the overall governance level	36
All components decline over the decade, but trends differ from 2015 onwards	36
More than half the countries follow a path of increasing deterioration from 2015	36
• <i>Participation</i> : the most declined of the IIAG's 16 sub-categories since 2015	38
• <i>Rights</i> : the second most declined IIAG sub-category over the decade and since 2015	39
• <i>Inclusion & Equality</i> : bouncing back in the latest five years within a decade of decline	41
• <i>Gender</i> : bouncing back in the latest five years and highest scoring sub-category in <i>Participation, Rights & Inclusion</i> in 2019	43

Security & Rule of Law: continued deterioration over the past decade, albeit slower since 2015	48
Very diverse performances within the category	48
At country level: worrying trends for some of the better performers	48
• <i>Security & Safety</i> : the 2019 best scoring yet most declined IIAG sub-category	50
• <i>Rule of Law & Justice</i> : marginal progress over the decade already under threat	51
• <i>Accountability & Transparency</i> : progress on hold for the lowest scoring sub-category in 2019	53
• <i>Anti-Corruption</i> : accelerating improvement but still the second lowest scoring IIAG sub-category	54

Human Development: slowing improvement since 2015 and first ever year-on-year decline mirror the trajectory of Overall Governance in 2019	58
Deteriorating <i>Social Protection</i> , as well as slowing improvement in <i>Health</i> and <i>Education</i> drive the slowdown	58
<i>Human Development</i> is the category where most countries follow a path of slowing improvement	58
• <i>Health</i> : still second highest scoring in 2019 and second most improved IIAG sub-category over the decade, but progress has slowed since 2015	60
• <i>Education</i> : progress has marginally slowed since 2015	62

• <i>Social Protection</i> : concerning trends for the fourth lowest scoring IIAG sub-category in 2019 and the only one in <i>Human Development</i> to have declined since 2010	64
• <i>Sustainable Environment</i> : the only IIAG sub-category where every single indicator improved over the whole decade	66
<i>Foundations for Economic Opportunity</i>: IIAG's most improved category since 2010	70
All sub-categories have improved over the decade, with the largest progress in <i>Infrastructure</i>	70
All countries but three have improved over the decade	71
• <i>Infrastructure</i> : though still low scoring in 2019, it is the best trending IIAG sub-category over the decade	72
• <i>Business Environment</i> : better access to financial services drives progress	73
• <i>Public Administration</i> : almost at standstill as 31 countries have shown signs of deterioration since 2015	74
• <i>Rural Sector</i> : the best scoring sub-category in <i>Foundations for Economic Opportunity</i>	75

SECTION 03

Citizens' Voices

>

<i>Public Perception of Overall Governance</i>: 2019 score is the lowest of the decade	79
Public perceptions of governance have declined in most countries over the decade and since 2015	79
All four sub-sections record the lowest scores of the decade	79


Annex

>

Country list	84
Country Scorecards	86
Notes	140

The IIAG's in-depth review: background and main changes

>



31.0
52.8
46.1
22.6
87.5
60.2
63.1
63.4
59.8
65.0
50.0
55.0
53.5
45.8
26.9
82.5
76.8
59.5
29.6
58.2
68.4
39.3
66.5
64.1
52.8
48.0
31.0
52.8
46.1
22.6
87.5
60.2
63.1
63.4
59.8
65.0
50.0
39.3
66.5
64.1
52.8
48.0
31.0

The IIAG in-depth review

The Mo Ibrahim Foundation defines governance as the provision of political, social, economic and environmental public goods and services that every citizen has the right to expect from their government, and that a government has the responsibility to deliver to its citizens.

Published since 2007, the Ibrahim Index of African Governance (IIAG) assesses governance performance in 54 African countries over the latest available ten-year period. It provides a framework and dashboard for any interested audience to assess the delivery of public goods and services and public policy outcomes in African countries.

The IIAG constitutes the most comprehensive dataset measuring African governance, providing scores and trends for African countries on a whole spectrum of thematic governance dimensions, from security to justice, to rights and economic opportunity, to health and environment. The IIAG dataset and online and Excel data portals provide average scores and trends at country level as well as for the continent, African geographical regions or Regional Economic Communities (RECs) or specific groups.

The first of its kind when launched dedicated to Africa and governance, the IIAG remains one of the few, among a growing proliferation of indices, solely focused on Africa, encompassing governance in a broad sense.

Since 2007, both the data and governance landscapes have evolved hugely. To take into account those changes, a thorough review of the IIAG, the first of this depth since its inception, was conducted between 2018 and 2020, providing a completely re-worked framework for the next iterations of the IIAG.

This comprehensive review updated the theoretical framework and data for the IIAG, based on a review of the most recent and relevant literature and data sources and on consultations with the IIAG Advisory Council, the Foundation's Board, experts and practitioners, as well as each of the IIAG data sources.

The increased availability of data has also strengthened the robustness of IIAG indicators: nearly 90% of them are now based on more than one source or variable as opposed to less than half of the indicators in the 2018 IIAG, therefore mitigating the 'one source or variable bias'. Composite scores constitute a key added value of the new IIAG dataset.

A new framework and three main new features

The 2018-2020 IIAG in-depth review:

- In-depth review of governance-related literature and data sources
- Consultations with Board members, IIAG Advisory Council, experts and practitioners
- Consultations with each of the IIAG data sources

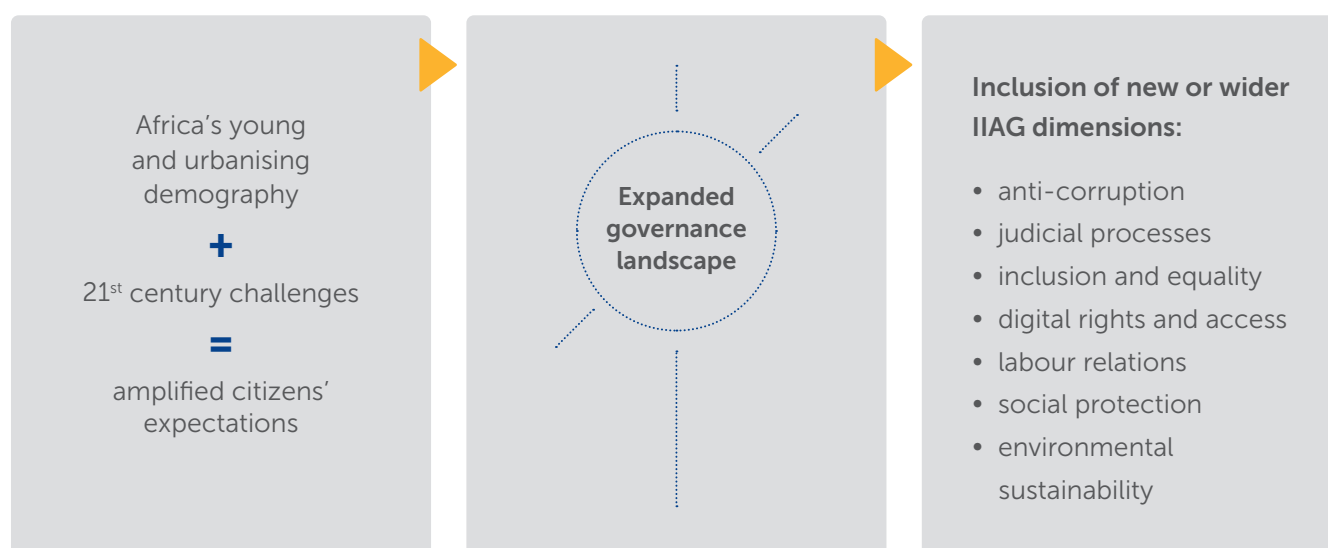
A new IIAG framework with three main new features:

- 1 **More dimensions covered** – reflecting the evolution of the governance landscape
- 2 **More data but clustered indicators** – for a more valid and reliable measure of governance
- 3 **A new section dedicated to *Citizens' Voices*** – to give more prominence to the end recipients of governance

1. The new IIAG framework encompasses additional governance dimensions

As defined and covered by the IIAG, public governance encompasses the 'basket' of political, social, economic and environmental public goods and services that any 21st century citizen is entitled to receive from their government, and that any 21st century government is expected to deliver to its citizens. Since the IIAG inception in 2007, the data and governance landscapes have both significantly evolved, with a larger debate on governance and better availability of data.

The definition of governance that has been chosen and confirmed by MIF's Board, aims at fully reflecting citizens' expectations towards their governments. In today's world, these have largely expanded, amplified by the 21st century's multiplying challenges and Africa's specific young and urbanising demography to include demands for political participation, solidarity, protection against various criminal threats, jobs, business-enabling environments, climate change mitigation and food security, to name a few.



As a result of this, while the first iterations of the IIAG were mainly focused on traditional public services, such as security or education, the 2020 IIAG is now encompassing new areas such as environmental sustainability, digital rights, inequality mitigation and social protection.

The updated IIAG framework includes three new sub-categories, *Anti-Corruption*, *Inclusion & Equality* and *Sustainable Environment*.

Meanwhile, thanks to shared efforts and strong advocacy, relevant data on Africa have slowly become more robust and available from being concerningly scarce some ten years ago, resulting in a stronger IIAG.

The three new IIAG sub-categories



2. A better-balanced structure and mainly clustered indicators

A better-balanced structure: the 2020 extended review of the IIAG led to a better balance among the different levels: the number of sub-categories is now even, with four for each category, and the number of underlying indicators has now been set to four to six for each sub-category, with the majority having five. While a marginal level of accepted, implicit weighting still exists in the IIAG, these improvements have minimised this and moved towards a more equal balance of weight for each component.

90% of indicators are now clustered: in spite of an increase in the number of sources, from 35 in the 2018 IIAG to 40 in the 2020 IIAG, and in the number of variables collected from sources, from 191 to 237, the number of indicators has been reduced from 102 to 79, as the vast majority (nearly 90%) of them are now clustered (see box on page 9 with examples of clustered indicators). Clustered indicators provide the added value of assessing a dimension either using similar variables from different sources or different proxy variables from either the same or different sources.



This has led to a strengthening of the IIAG indicators, mitigating the 'one source or variable bias' and providing a clearer, more complete and more stable framework, as new data additions and changes will from now on mainly take place at sub-indicator or sub-sub-indicator level. Composite scores constitute a key value added of the new IIAG dataset.

It is worth noting that the methodology used to calculate IIAG scores, initially built with the Kennedy School of Governance at Harvard University, has remained unchanged. This has been thoroughly reviewed in search of better ways to calculate the IIAG confirming the current methodology as the best possible to calculate a composite index like the IIAG.

Examples of IIAG clustered indicators

Property Rights: similar variables from different sources

Property Rights & Regulations - Bertelsmann Stiftung

Private Property Rights - World Justice Project

Right to Private Property - Varieties of Democracy

Absence of Forced Migration: different proxy variables

Absence of Internally Displaced Persons (IDPs) -

Internal Displacement Monitoring Centre

Absence of Refugees - United Nations High Commissioner for Refugees

'Single source or single variable bias' and measurement errors are minimised

A more stable framework for future IIAG iterations: data/conceptual updates will most likely only impact lower levels (sub- and sub-sub-indicator)

3. Africa's citizens' voices are more prominently highlighted

As citizens are the recipients of public leadership and governance, citizens' perceptions have been given a key importance by MIF from the very beginning of the IIAG's production. The assessment of governance performance needs to be rooted in citizens' perceptions to complement official and expert assessment data. For the past ten years, MIF has been working with and supporting Afrobarometer, the leading pan-African research institution conducting public attitude surveys on the continent, as a key source for the IIAG. As such, the new 2020 IIAG framework gives it more prominence.

Formerly scattered across various levels in the IIAG, citizens' assessments of various governance components are now highlighted in a new, specific *Citizens' Voices* section. *Citizens'*

Voices provides a comprehensive 'reality check' to complement the IIAG results with citizens' perceptions and satisfaction with public services.

Citizens' Voices mirrors the IIAG categories and provides public perception data on the closest proxies to the IIAG measures, from security and safety, to rights, participation and inclusion, economic opportunities, health, education and social protection.

It will therefore become a key reference section of the IIAG, allowing the IIAG results to be judged alongside the reality on the ground as perceived by citizens. For the purpose of complementing the IIAG assessment on governance delivery, *Citizens' Voices* scores do not contribute to the calculation of IIAG scores.

Assessment of
governance performance

=

official and expert
assessment data

+

citizens' perceptions

A dedicated parallel index based on Afrobarometer data

- a 'reality check' to complement the IIAG results with citizens' perceptions and satisfaction with public services
- mirrors the IIAG categories and provides public perception data on the closest proxies to the IIAG measures

This is also in line with the new MIF initiative launched in June to start a series of Now Generation Network Surveys to capture and highlight the voices of Africa's young people, who represent the vast majority of Africa's population. Analyses of the *Citizens' Voices* section will in time be accompanied by results from the new Now Generation Network Surveys.



SPOTLIGHT

Data gaps: still a lot to be done

Data gaps, that is the lack of indicators measuring certain governance topics, remain a key challenge within Africa. Even if indicators for specific topics exist, they often only cover a limited number of African countries, or are outdated. The background research and analysis carried out by the Foundation for the IIAG in-depth review aimed at mapping thematic pillars of governance to make sure the IIAG framework reflects the current governance landscape and the demands of African citizens of their state. On the basis of this framework, an analysis of the existing data covering these topics was conducted to identify the most relevant data sources for assessing and measuring the governance dimensions. This work resulted in a clear overview of the existing data gaps, highlighting the continued need to advocate on improving data availability and coverage in key governance areas.

Among these areas are:

- Environment, and in particular the lack of comparable data in climate change mitigation and adaptation policies
- Capacity of the healthcare system, for instance variables such as hospital bed density, hospital density and medical doctors
- Education completion

- Continental integration
- Access to energy
- Organised crime
- Criminal events besides homicides
- Inequality and poverty

In addition to a continuous mapping of the most relevant existing data sources for inclusion in the IIAG, the Foundation will continue to fund projects aimed at filling data gaps for key themes of governance as well as strengthening the assessment of other issues already covered by the IIAG dataset. The Foundation currently supports four organisations that conduct large-scale African data collection initiatives: Afrobarometer (Afrobarometer Surveys), Global Integrity (Africa Integrity Indicators), V-Dem Institute (Varieties of Democracy Project) and the World Justice Project (WJP Rule of Law Index).

On a more general level, the Foundation has, since its establishment, strongly advocated for civil registration and vital statistics to be the fundamental basis of any comprehensive public policy and effective public service delivery, be it education, health, housing, employment, justice, security or access to elections.

Ibrahim Index of African Governance (IIAG)



OVERALL GOVERNANCE



SECURITY & RULE OF LAW

Security & Safety 

- Absence of Armed Conflict
- Absence of Violence against Civilians
- Absence of Forced Migration
- Absence of Human Trafficking & Forced Labour
- Absence of Criminality

Rule of Law & Justice 

- Executive Compliance with the Rule of Law
- Impartiality of the Judicial System
- Judicial Processes
- Equality before the Law
- Law Enforcement
- Property Rights

Accountability & Transparency 

- Institutional Checks & Balances
- Civic Checks & Balances
- Absence of Undue Influence on Government
- Disclosure of Financial & Judicial Information
- Accessibility of Information

Anti-Corruption 

- Anti-Corruption Mechanisms
- Absence of Corruption in State Institutions
- Absence of Corruption in the Public Sector
- Public Procurement Procedures
- Absence of Corruption in the Private Sector



PARTICIPATION, RIGHTS & INCLUSION

Participation 

- Freedom of Association & Assembly
- Political Pluralism
- Civil Society Space
- Democratic Elections

Rights 

- Personal Liberties
- Freedom of Expression & Belief
- Media Freedom
- Digital Rights
- Protection against Discrimination

Inclusion & Equality 

- Equal Political Power
- Equal Political Representation
- Equal Civil Liberties
- Equal Socioeconomic Opportunity
- Equal Access to Public Services

Gender 

- Political Power & Representation of Women
- Equal Civil Liberties for Women
- Socioeconomic Opportunity for Women
- Equal Access to Public Services for Women
- Laws on Violence against Women

Citizens' Voices



PUBLIC PERCEPTION OF OVERALL GOVERNANCE

Public Perception of Security & Rule of Law

- Public Perception of Security & Safety
- Public Perception of the Rule of Law
- Public Perception of Accountability
- Public Perception of Anti-Corruption

Public Perception of Participation, Rights & Inclusion

- Public Perception of Elections & Freedom
- Public Perception of Inclusion & Equality
- Public Perception of Women's Leadership



FOUNDATIONS FOR ECONOMIC OPPORTUNITY

Public Administration

- Civil Registration
- Capacity of the Statistical System
- Tax & Revenue Mobilisation
- Budgetary & Financial Management
- Professional Administration

Business Environment

- Regional Integration
- Trade Environment
- Business & Competition Regulations
- Access to Financial Services
- Labour Relations

Infrastructure

- Transport Network
- Access to Energy
- Mobile Communications
- Digital Access

Rural Sector

- Rural Land & Water Access
- Rural Market Access
- Rural Sector Support
- Rural Businesses & Organisations



HUMAN DEVELOPMENT

Health

- Access to Healthcare
- Access to Water & Sanitation
- Control of Communicable Diseases
- Control of Non-Communicable Diseases
- Control of Child & Maternal Mortality
- Compliance with International Health Regulations

Education

- Equality in Education
- Education Enrolment
- Education Completion
- Human Resources in Education
- Education Quality

Social Protection

- Social Safety Nets
- Poverty Reduction Policies
- Socioeconomic Inequality Mitigation
- Access to Housing
- Absence of Undernourishment

Sustainable Environment

- Promotion of Environmental Sustainability
- Enforcement of Environmental Policies
- Air Quality
- Sustainable Management of Land & Forests
- Land & Water Biodiversity

Public Perception of Economic Opportunity Foundations

- Public Perception of Public Administration
- Satisfaction with Economic Opportunities
- Satisfaction with Infrastructure

Public Perception of Human Development

- Satisfaction with Health Provision
- Satisfaction with Education Provision
- Lived Poverty & Public Perception of Social Protection

Reading the results

The 2020 Ibrahim Index of African Governance (IIAG) covers ten years' worth of data from 2010-2019 inclusive for 54 African countries. The construction method provides vast amounts of data.

To construct the 2020 IIAG, the Foundation's Research Team collected 237 variables that measure governance concepts from 40 sources. These were combined to form 79 indicators, which are organised under the IIAG's key governance dimensions; the 16 sub-categories and four categories that make up the *Overall Governance* score. Including all the data collected from source and the calculations made expressly for the IIAG, there are a total of 372 different measures of governance for any given country or group in any given year across ten years. These are made up of indicators that measure specific issues such as *Executive Compliance with the Rule of Law*, which is one part of the broader sub-category measure *Rule of Law & Justice*, which is in turn one part of the overarching category measure *Security & Rule of Law*. In total, there are more than 200,000 data points in the 2020 IIAG.

Scores, ranks, trends, structure & levels

IIAG results can be classified into three main types: score, rank and trend.

All three types must be considered when studying the IIAG, as each type of result gives context to the others. For example, looking only at rank or score without considering the trends overlooks the important trajectories that countries follow. In the 2020 IIAG for example, South Africa ranks in the top ten highest scoring countries in 2019 (6th) with a score of 65.8. In the last ten years, however, it also the joint eighth most deteriorated country on the continent in *Overall Governance*, having declined by -0.9 in this period. In the same way that trends should be taken into account when looking at scores and ranks, when looking at trends it is important to take into account the level of score and rank. Somalia, for example, shows the seventh largest improvement over ten years (+5.7) and the eighth largest improvement over five years (+2.6) in *Overall Governance* but still sits at the bottom of the ranking table at 54th position.

To fully assess any country's governance performance, it is vital to drill-down beyond the broader measures such as the *Overall Governance* score to take into account country performance across the different governance dimensions encompassed by the categories, sub-categories and indicators of the IIAG. These are all essentially mini indexes in their own right and country performance can vary across these dimensions. Using Madagascar and Sudan as examples, while improving in all four categories, the two countries have, however, declined in seven and six sub-categories, respectively.

The benefit of the IIAG structure is that country or group performance can be assessed holistically through the broader measures, but users can also drill-down to assess performance in specific governance issues.

Group averages

By averaging the scores of countries, the IIAG provides group analysis for a variety of different group compositions. For this report, key findings are often provided for 'Africa'. These results are the average of the scores of 54 African countries, at all levels of the IIAG. Of course, Africa is a diverse continent with many unique countries, and readers of this report are advised not to over analyse the continental findings. This report focuses on presenting the top-level findings of the 2020 IIAG for Africa as well as other groups, such as regions. In-depth analysis of countries and other groupings are available via our other publications and tools on our website.

An objective and independent measure of African governance

The IIAG is an objective exercise, to help further the conversation on governance, to assess current and emerging trends, identify areas to improve, and to highlight and learn from success. It does not make policy prescriptions. It uses the same indicators for all countries in order to produce comparable scores, regardless of the size of their economies, population, geography or other external factors. These are of course important and must be assessed alongside the data, but the IIAG aims to provide an objective dataset. Crucially, indicators measure outcomes of policy, and not inputs.

The Mo Ibrahim Foundation is not a primary data collector. Data is collected from 40 independent sources. Please see the Annex in this report for further information.

Trend classifications

As the Index time-series covers ten years (from 2010-2019) the IIAG provides important insights into country trajectories. Moreover, assessing recent trends alongside long-term findings identifies early signs of the direction and pace of country trajectories.


Whilst registering overall improvement over the decade, a country can have, over the last five years:

- Increased its rate of improvement;
- Slowed its rate of improvement;
- Shown recent decline, thus demonstrating early warning signs.

Similarly, a country registering overall decline over the decade can have, over the last five years:

- Increased its rate of decline;
- Slowed its rate of decline;
- Shown recent improvement, thus demonstrating hopeful signs of reversing a negative trend.

To capture these 'trends within trends', the IIAG classifies countries, regions and groups according to the direction and size of their annual average trend in the recent five years, compared to the direction and size of their annual average trend over the decade.



The resulting trend classifications are six: Increasing Improvement, Slowing Improvement, Warning Signs, Bouncing Back, Slowing Deterioration or Increasing Deterioration. These classifications are applied to all measures in the IIAG and are used for groups as well as countries. Depending on the size and direction of the annual average trends in these periods, countries and groups are assigned these classifications, which are best explained as follows:

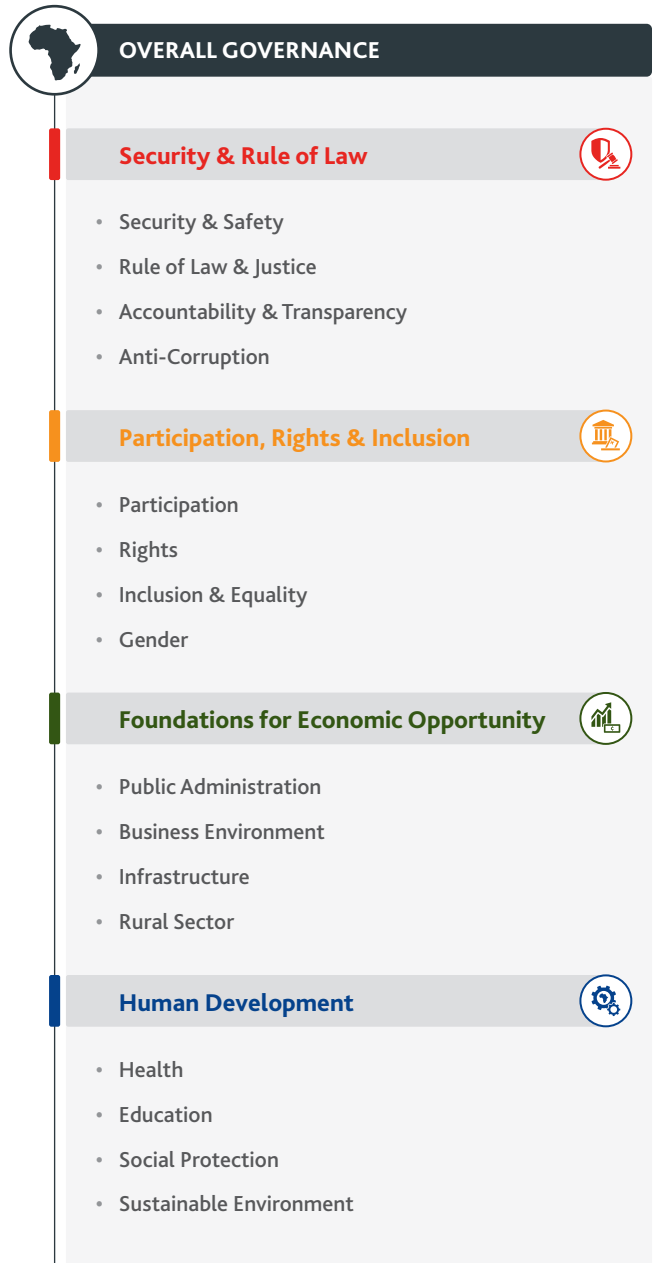
Classification	Characteristic
Increasing Deterioration	Decline over the last ten years, with the rate of decline increasing over the last 5 years
Slowing Deterioration	Decline over the last ten years, but the rate of decline is slowing over the last 5 years
Warning Signs	Progress (or no change) over the last ten years, but showing recent decline over the last 5 years
Bouncing Back	Decline (or no change) over the last ten years, but showing recent progress over the last 5 years
Slowing Improvement	Progress over the last ten years, with the rate of improvement slowing over the last 5 years
Increasing Improvement	Progress over the last ten years, with the rate of improvement increasing over the last 5 years


Please note there are instances where countries cannot be classified or show no change. A full overview of the calculation of all classifications, including No Change and Not Classified are contained in the Notes section in the Annex.

The 2020 IIAG findings




Overall Governance



2019 AFRICAN AVERAGE SCORE /100.0	48.8
CHANGE 2010-2019	+1.2
TREND CLASSIFICATION	Slowing Improvement 
Underlying categories	2019 Score Change 2010-2019
Security & Rule of Law	49.5 -0.7
Participation, Rights & Inclusion	46.2 -1.4
Foundations for Economic Opportunity	47.8 +4.1
Human Development	51.9 +3.0

DIRECTION OF CHANGE 2010-2019
(NUMBER OF COUNTRIES)

36 Improved
17 Deteriorated
0 No change
1 Not available*



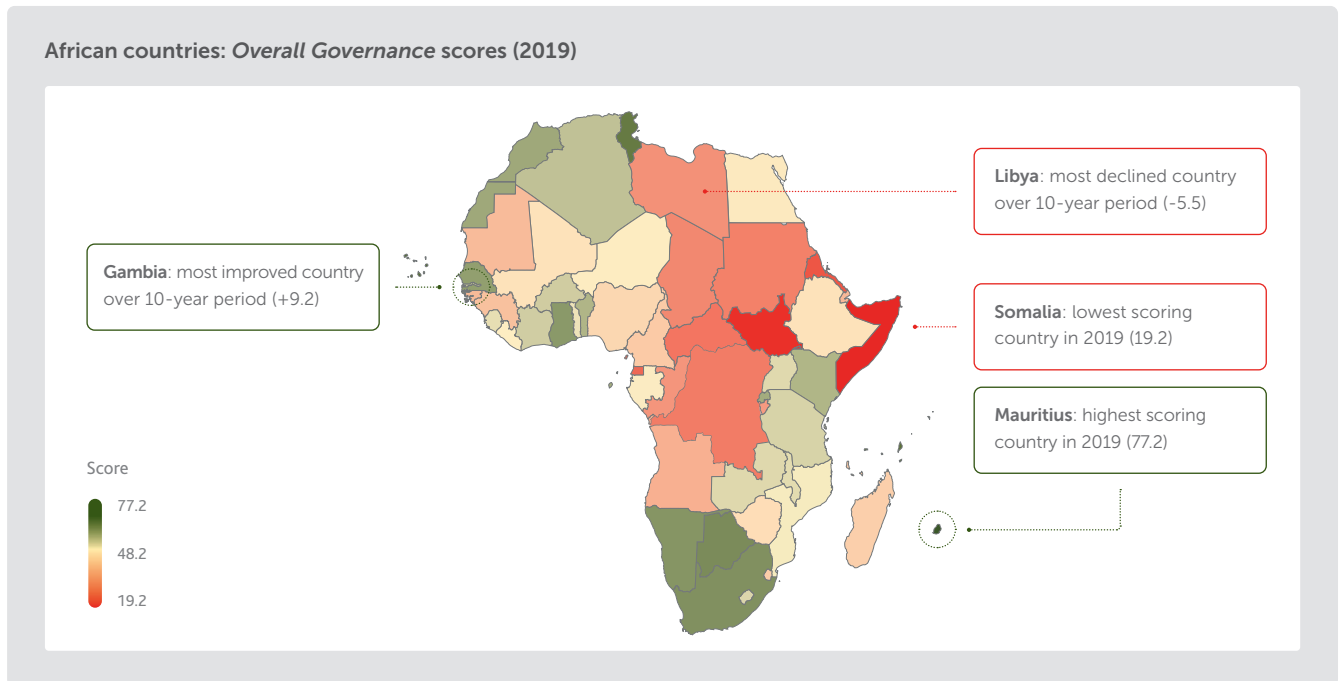
* 10-year trend for South Sudan is not available since the 2020 IIAG dataset does not include data for South Sudan pre 2011, as it was not yet an independent state.

TREND CLASSIFICATION	NUMBER OF COUNTRIES
Slowing Improvement	14 
Increasing Deterioration	13 
Increasing Improvement	12 
Warning Signs	10 
Bouncing Back	2 
Slowing Deterioration	2 

LARGEST IMPROVEMENT	GAMBIA
CHANGE 2010-2019	+9.2
LARGEST DETERIORATION	LIBYA
CHANGE 2010-2019	-5.5

RANK/54		2019 SCORE/100.0	CHANGE 2010-2019
1	Mauritius	77.2	-0.5
2	Cabo Verde	73.1	+0.2
3	Seychelles	72.3	+7.8
4	Tunisia	70.4	+8.2
5	Botswana	66.9	+0.8
6	South Africa	65.8	-0.9
7	Namibia	65.1	+3.4
8	Ghana	64.3	+0.1
9	Senegal	63.2	+3.3
10	Morocco	61.0	+5.3
11	Rwanda	60.5	+3.7
12	São Tomé and Príncipe	60.4	+2.8
13	Benin	58.6	+1.1
14	Kenya	58.5	+3.7
15	Algeria	56.2	+3.3
16	Gambia	55.9	+9.2
17	Burkina Faso	54.0	+1.0
18	Côte d'Ivoire	53.9	+9.0
19	Tanzania	53.0	+0.2
20	Lesotho	52.3	-0.5
21	Zambia	52.0	-0.8
22	Uganda	51.8	+0.7
23	Malawi	51.5	-1.3
24	Sierra Leone	51.0	+4.8
25	Togo	50.1	+4.8
26	Mozambique	49.0	-0.2
27	Liberia	47.9	+1.2
28	Niger	47.8	+0.4
29	Gabon	47.7	+1.0
30	Egypt	47.4	+0.5
31	Ethiopia	46.6	+6.7
31	Mali	46.6	-2.5
33	Zimbabwe	46.1	+7.4
34	Nigeria	45.5	-1.6
35	Madagascar	44.4	+1.7
36	Eswatini	43.8	+2.5
37	Cameroon	43.5	-0.6
38	Comoros	43.2	-2.6
39	Guinea	42.5	+1.3
40	Mauritania	41.6	+2.0
41	Guinea-Bissau	41.4	+2.8
42	Djibouti	41.3	+2.0
43	Angola	40.0	+5.4
44	Burundi	36.9	-3.6
45	Congo Republic	36.1	-0.2
46	Libya	35.2	-5.5
47	Chad	33.9	+3.7
48	Sudan	32.5	+2.5
49	DR Congo	31.7	-2.8
50	Central African Republic	30.7	-0.9
51	Equatorial Guinea	28.7	-0.3
52	Eritrea	25.8	-0.8
53	South Sudan*	20.7	.
54	Somalia	19.2	+5.7
	AFRICAN AVERAGE	48.8	+1.2

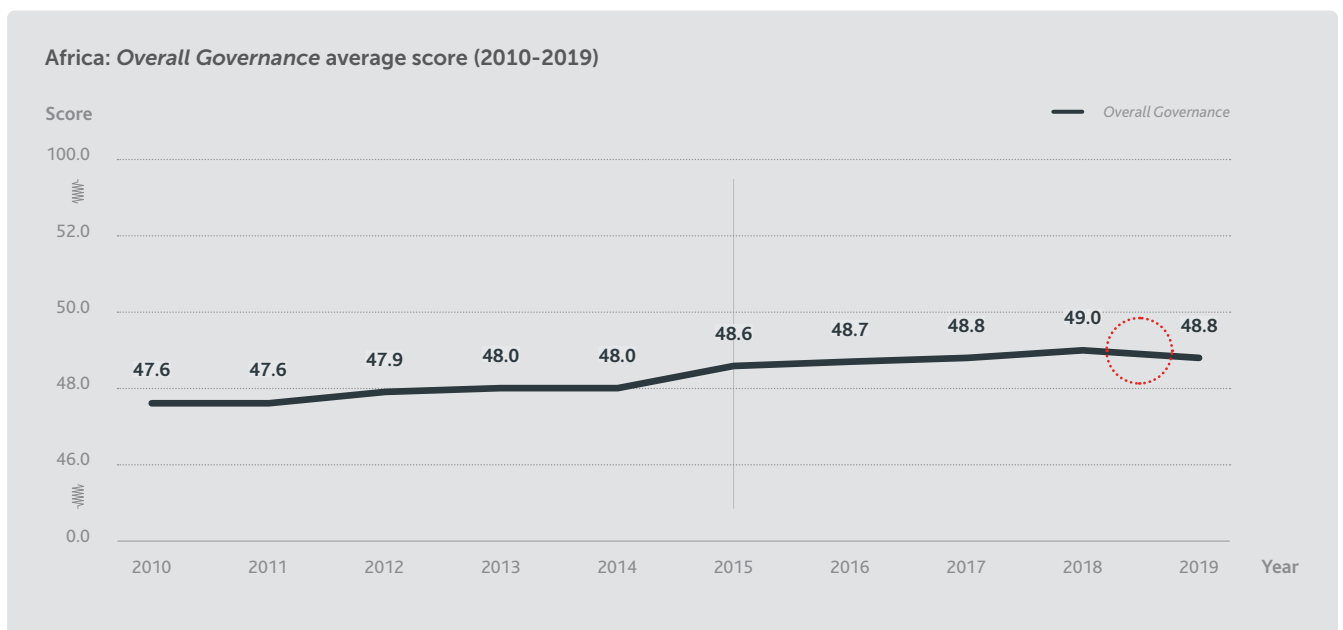
Overall Governance: the first ever year-on-year decline in 2019



With an African average score of 48.8, *Overall Governance* has improved by +1.2 points over the last decade (2010-2019).

However, the rate of progress has slowed since 2019, with the annual average trend between 2015 and 2019 (+0.05) being less than half that for the decade (+0.13).

A further cause for concern is that in 2019 the African average governance score has declined for the first time over the decade, while between 2010 and 2018 *Overall Governance* had either maintained or increased in score every year.



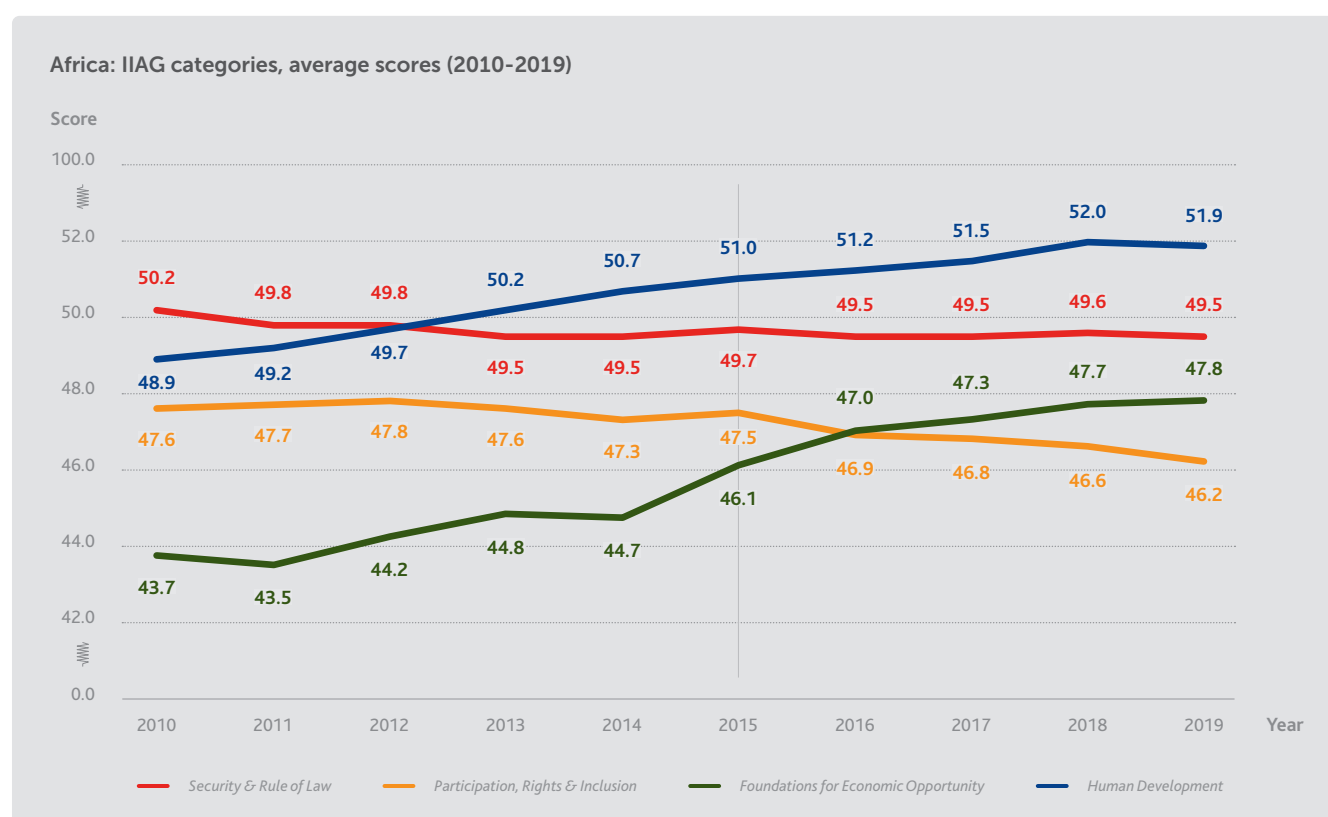
Over the decade, while *Human Development* and *Foundations for Economic Opportunity* lead the way, *Security & Rule of Law* and *Participation, Rights & Inclusion* have stalled

Progress in *Overall Governance* over the past decade has been driven by improvements in the categories *Foundations for Economic Opportunity* (+4.1) and *Human Development* (+3.0).

The biggest strides have been made in the sub-categories *Infrastructure* and *Health*, complemented by improvements in *Environmental Sustainability*.

However, in the same period, countries have shown concerning declines in *Participation, Rights & Inclusion* (-1.4) and *Security & Rule of Law* (-0.7).

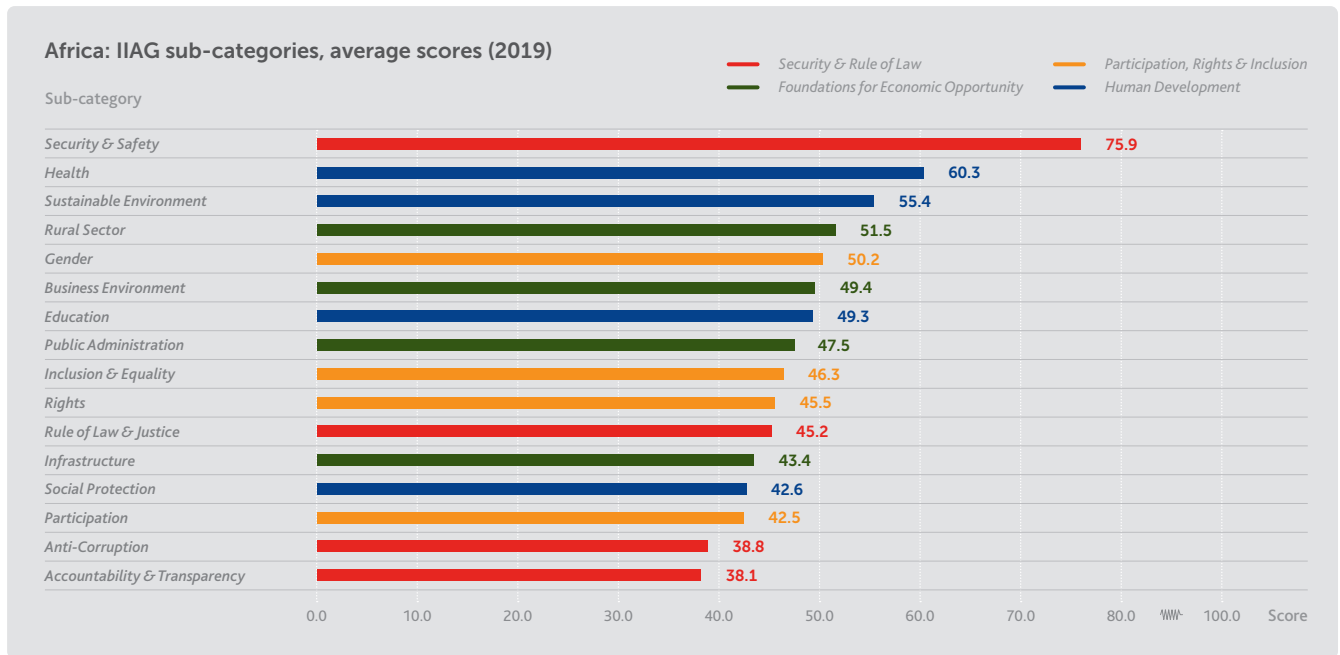
Here, a deteriorating security situation and an increasingly precarious environment for human rights and civic participation are the primary drivers.



In 2019, *Human Development* is the highest scoring of the four categories at the African average level, while *Participation, Rights & Inclusion* is the lowest scoring category with a difference in score of almost six points.

Three of the four sub-categories of both *Participation, Rights & Inclusion* and *Security & Rule of Law* sit in the lower half of the ranking of the 16 IIAG sub-categories based on their 2019 scores, while the majority of the sub-categories of both *Foundations for Economic Opportunity* and *Human Development* sit in the upper half.

Of the five highest scoring sub-categories, two belong to *Human Development* while two of the five lowest scoring sub-categories belong to *Security & Rule of Law*.



Current trends indicate the divergence in different areas of governance may be set to increase. *Foundations for Economic Opportunity* and *Human Development* have continued to improve on average, though at a slowing rate in the last five years, while during the same time period, *Security & Rule of Law* has continued to deteriorate, albeit at a slower pace, and *Participation & Human Rights* has declined at an accelerating rate.

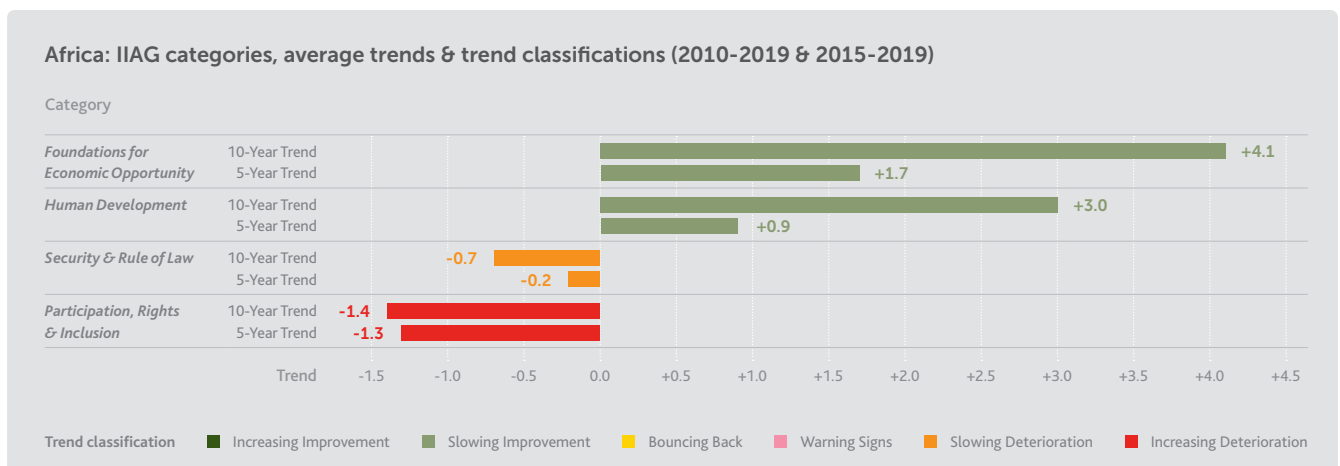
All sub-categories of *Participation, Rights & Inclusion* have declined over the past decade, while in contrast all sub-categories of *Foundations for Economic Opportunity* have improved.

While *Security & Rule of Law* and *Human Development* have each seen three of their four sub-categories improve over

the decade, the difference in the magnitude of improvement is striking.

The improvement in the *Health* sub-category (+6.8), the most improved sub-category of *Human Development*, is more than six times larger than the improvement in *Anti-Corruption* (+1.1), the most improved sub-category within *Security & Rule of Law*.

While the three *Human Development* sub-categories have managed to sustain progress also over the past five years, the only *Security & Rule of Law* sub-category to have done so is *Anti-Corruption*.



The majority of countries have improved over the decade, however almost half register a decline in 2019

Encouragingly, 36 countries have seen an improvement in their *Overall Governance* score since 2010, meaning that 61.2% of Africa's population lives in a country where *Overall Governance* performance has progressed over the last decade.

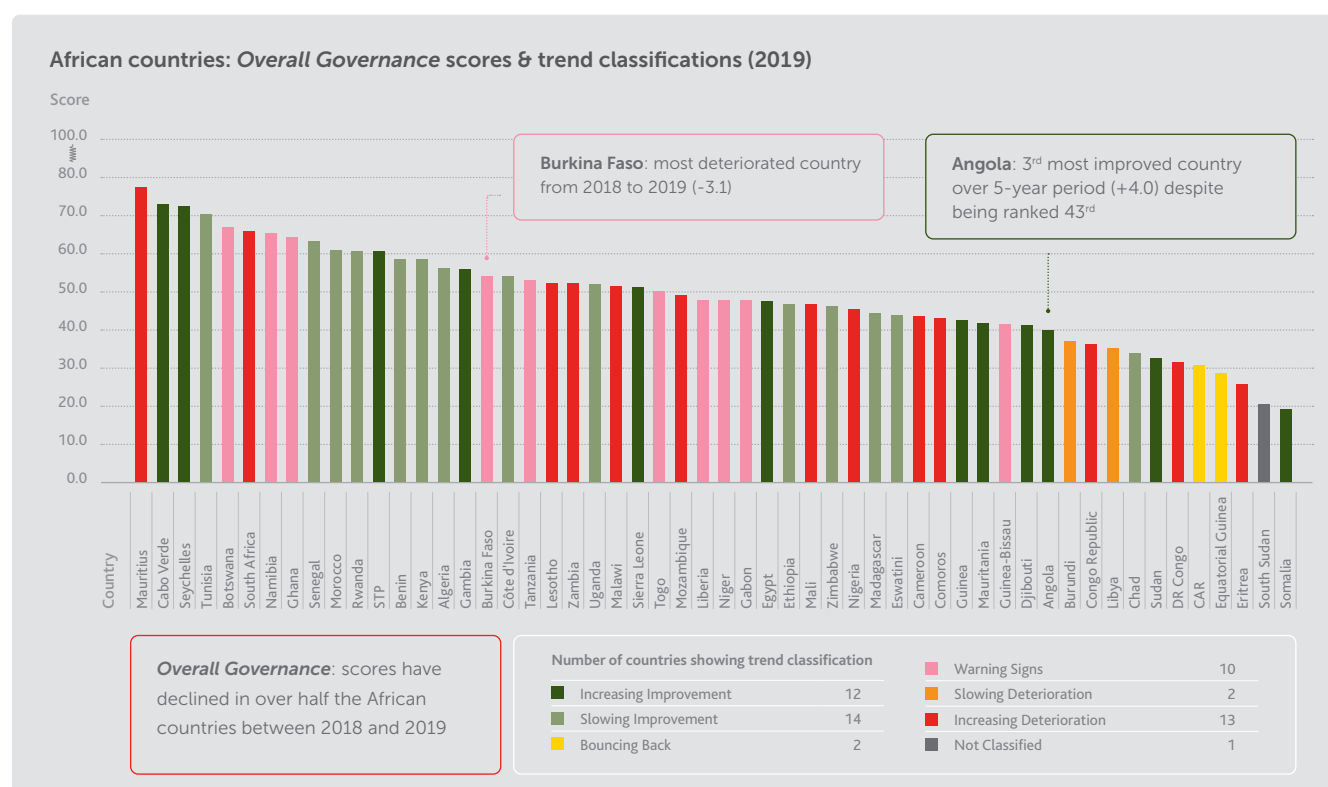
Gambia is the biggest improver of all 54 countries (+9.2), driven by large improvements in *Accountability & Transparency* and its participatory environment.

Côte d'Ivoire has also made notable improvements (+9.0) thanks to strides in *Infrastructure* and *Public Administration*.

Libya (-5.5) has seen the largest deterioration, on the back of a precarious security situation and weakened social protection.

However, in general, progress has not maintained its pace between 2015 and 2019, with 14 countries registering slowing improvement and as many as 25 countries declining in the same period.

Between 2018 and 2019 over half of African countries have seen their *Overall Governance* score decline.



Ranks are not a definite given: some high-ranking countries follow a deteriorating path, while some low-ranking ones feature among the largest improvers

In *Overall Governance*, Mauritius maintains the top position in 2019 for the 10th consecutive year with a score of 77.2. Somalia, meanwhile, remains bottom for the 10th consecutive year with a score of 19.2.

However, the two top and bottom countries follow opposing trajectories as the gap between them shrinks to its lowest over the decade in 2019.

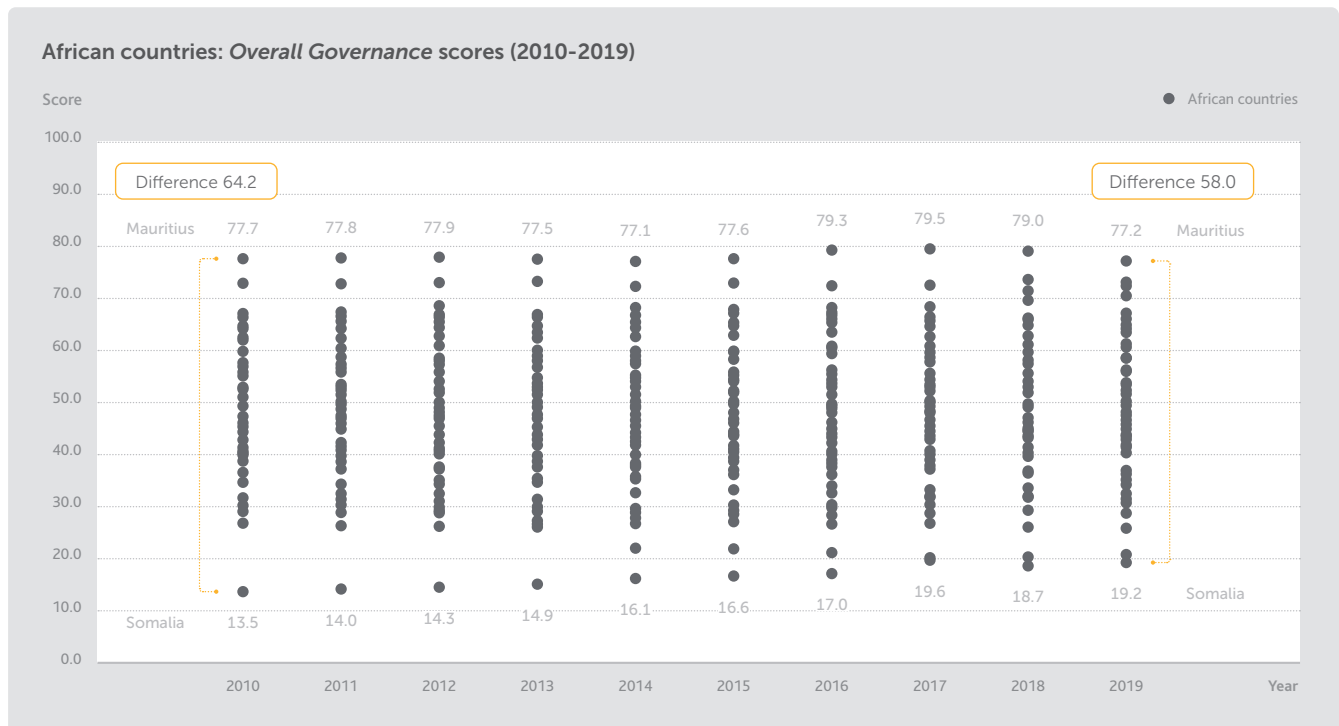
Somalia's *Overall Governance* score has increased by +5.7 since 2010 on the back of improved infrastructure and increased gender equality, among other things. Since 2015 the rate of improvement has even modestly accelerated.

Moving in the opposite direction, Mauritius's *Overall Governance* score declines at an increasing rate, driven by weakening social protection and deteriorating human rights.

South Africa, ranked 6th, has declined over the decade with an increased pace since 2015, while 5th placed Botswana has started to show warning signs.

At the same time, Côte d'Ivoire and Zimbabwe ranking 16th, 18th and 33rd respectively, feature among the five most improved countries over the decade.

However, the trends showcased by these countries do not tell the full story. Although the gap between the top and bottom ranked countries has been closing over the last decade, on average countries' governance performances are more dispersed in 2019 than they were a decade ago.



Unbalanced governance progress: only eight countries manage to improve in all four categories over the decade

Only eight countries have managed to improve in all four categories over the decade: Angola, Chad, Côte d'Ivoire, Ethiopia, Madagascar, Seychelles, Sudan and Togo.

Of these, Ethiopia is the only country to have improved in all 16 sub-categories over the decade.

While improving in all four categories, Madagascar and Sudan have however declined in seven and six sub-categories respectively.

Over the past decade, 20 countries, hosting 41.9% of Africa's population, have made progress in both *Human Development*

and *Foundations for Economic Opportunity* but at the same time also declined in both *Security & Rule of Law* and *Participation, Rights & Inclusion*.

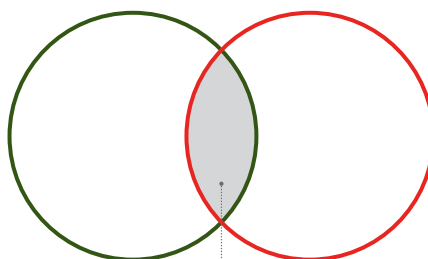
This growing divergence is worsening with the rate of deterioration having accelerated for over half (29) the countries in *Participation, Rights & Inclusion*, while 22 have shown increasing improvement in *Foundations for Economic Opportunity*.

Of the countries that have seen their rate of deterioration worsen in *Participation, Rights & Inclusion* since 2015, almost 80% (23 out of 29), hosting 50.9% of Africa's population, have simultaneously been improving in *Foundations for Economic Opportunity*.

Selected African countries: Improved in Foundations for Economic Opportunity and Human Development & declined in Security & Rule of Law and Participation, Rights & Inclusion (2010-2019)

Improved in Foundations for Economic Opportunity and Human Development

- Algeria
- Angola
- Benin
- Burkina Faso
- Chad
- Côte d'Ivoire
- Djibouti
- Eswatini
- Ethiopia
- Liberia
- Madagascar
- Mauritania
- Morocco
- Rwanda
- São Tomé and Príncipe
- Senegal
- Seychelles
- Sierra Leone
- Somalia
- Sudan
- Togo
- Zimbabwe

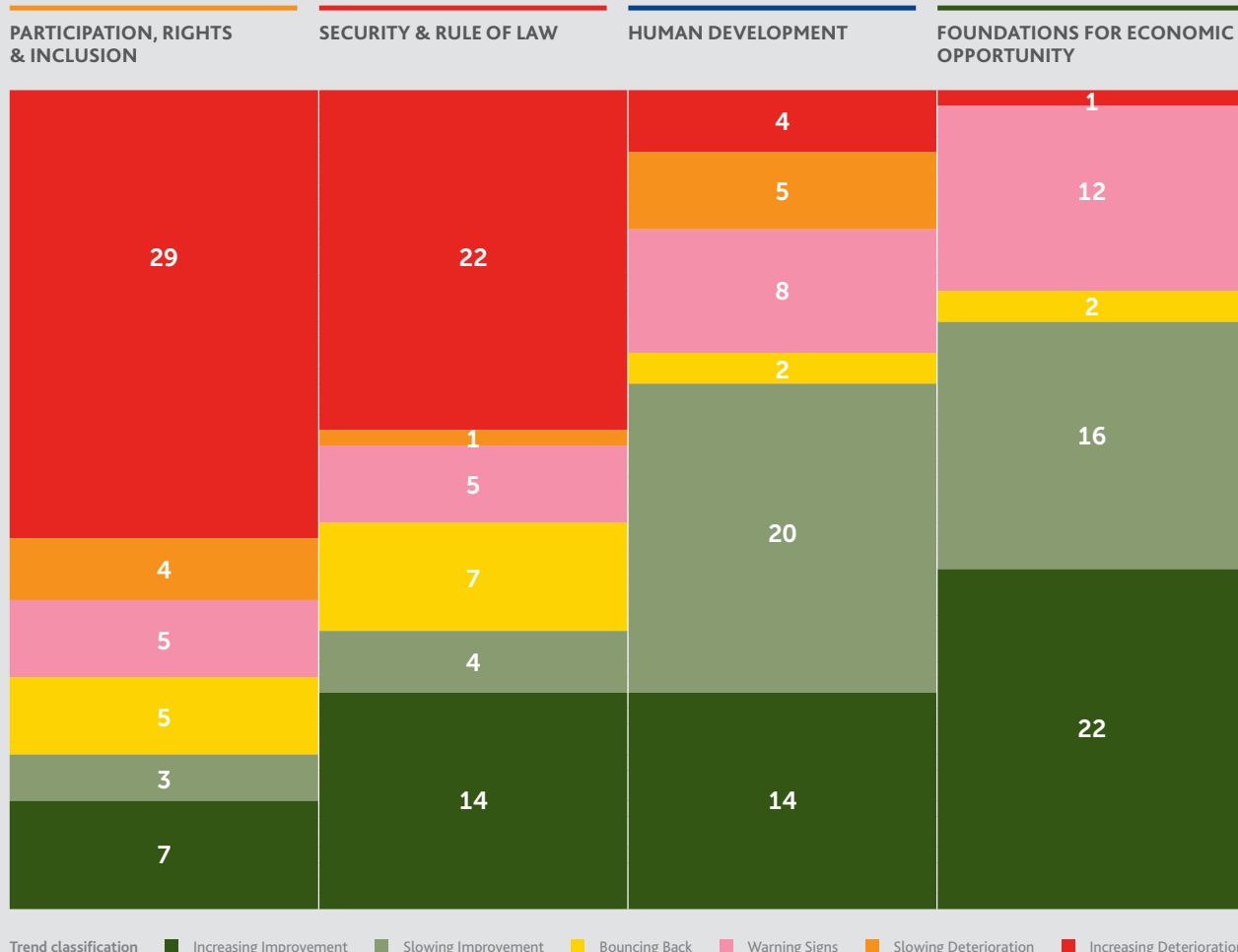


Declined in Security & Rule of Law and Participation, Rights & Inclusion

- Cabo Verde
- Eritrea
- Mauritius
- Nigeria
- South Africa

- Botswana
- DR Congo
- Kenya
- Namibia
- Burundi
- Egypt
- Lesotho
- Niger
- Cameroon
- Gabon
- Malawi
- Tanzania
- Comoros
- Ghana
- Mali
- Uganda
- Congo Republic
- Guinea
- Mozambique
- Zambia

African countries: IAG categories, number of countries per trend classification (2010-2019)



The most unbalanced performances are seen between *Participation, Rights & Inclusion* and *Human Development*: 21 countries have gaps of 10.0 or higher between their scores for these two categories.



Tell-tale correlations: besides balance, rule of law, justice, inclusion and equality are the common denominators among best performers

Looking at the strength of correlations between IIAG indicators and *Overall Governance* allows us to identify the common factors between countries with the best governance performances. Furthermore, it can also signal potential avenues to improve *Overall Governance* capacity.

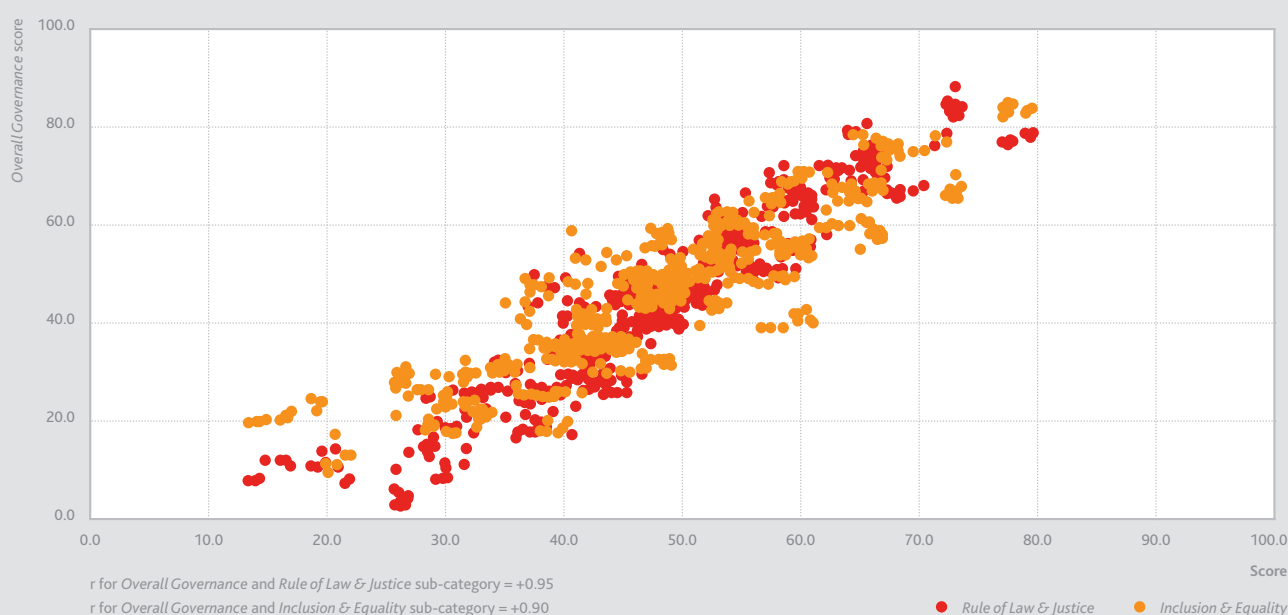
Of the 16 IIAG sub-categories, *Rule of Law & Justice* and *Inclusion & Equality* show the strongest correlations with *Overall Governance* both in 2019 and over the decade. Eight of the top ten scoring countries in *Overall Governance* in 2019 also feature in the top ten scoring countries in these two sub-categories.

The analysis therefore suggests that strong institutions, rule of law, impartial and effective justice, as well as equality are key dimensions for countries to set themselves on the path towards sound governance.

Rule of Law & Justice assesses compliance with the rule of law by the executive, impartiality of the judicial system, judicial processes including access, affordability and timeliness, equality before the law, law enforcement, as well as property rights.

Inclusion & Equality assesses equality in the distribution of political power, in political representation, in civil liberties, in socioeconomic opportunity, and in access to public services across different strata of society.

African countries: Overall Governance, Rule of Law & Justice and Inclusion & Equality, scores (2010-2019)



Anti-Corruption, Business Environment and Accountability & Transparency also feature among the five most correlated sub-categories with *Overall Governance* in 2019 and over the decade.

Both in 2019 and over the ten-year time series, the indicators showing the strongest relationships with high governance scores span across the four IIAG categories, underlining the need for a balanced approach to governance. In this sense, the factors that are among the most associated with high *Overall Governance* scores pertain to personal liberties, executive compliance with the law, judicial processes, equal opportunities and rights, as well as budgetary management, statistical capacity, quality of education and environmental policies.

African countries: correlations between Overall Governance and 16 IIAG sub-categories (2019)

Sub-category	r
Rule of Law & Justice	+0.95
Inclusion & Equality	+0.90
Anti-Corruption	+0.89
Business Environment	+0.87
Accountability & Transparency	+0.87
Education	+0.83
Rights	+0.83
Public Administration	+0.81
Gender	+0.81
Health	+0.79
Participation	+0.79
Social Protection	+0.78
Infrastructure	+0.71
Security & Safety	+0.68
Rural Sector	+0.67
Sustainable Environment	+0.65

r = strength of correlation (out of +/- 1.00)

African countries: correlations between Overall Governance and 16 IIAG sub-categories (2010-2019)

Sub-category	r
Rule of Law & Justice	+0.95
Inclusion & Equality	+0.90
Anti-Corruption	+0.88
Accountability & Transparency	+0.87
Business Environment	+0.84
Rights	+0.81
Education	+0.81
Participation	+0.80
Gender	+0.79
Public Administration	+0.79
Health	+0.78
Social Protection	+0.75
Infrastructure	+0.67
Rural Sector	+0.67
Security & Safety	+0.66
Sustainable Environment	+0.61

r = strength of correlation (out of +/- 1.00)



SPOTLIGHT

Regional discrepancies: Northern Africa is on the up while Central Africa, the lowest scoring region, is falling behind

Of the five geographical regions, Southern Africa (53.3) is on average the highest scoring at the *Overall Governance* level for 2019, followed by Western Africa (53.1). Central Africa is the lowest scoring region (38.8).

Central Africa is the only region to have on average declined in *Overall Governance* over the last decade (-0.1). Western Africa (+2.4) and Northern Africa (+2.3) are the two most improved regions.

Libya is the only Northern African country to have declined in *Overall Governance*.

While Western Africa scores the highest in the *Security & Rule of Law* and *Participation, Rights & Inclusion* categories, Northern Africa performs best in *Foundations for Economic Opportunity* and *Human Development*. Central Africa is the lowest scoring region in all four categories.

All five regions have improved in *Foundations for Economic Opportunity* and *Human Development* over the last ten years.

In Eastern and Southern Africa all countries improved in *Foundations for Economic Opportunity* over this period.

South Africa is the only Southern African country to have declined in *Human Development* over the ten-year period.

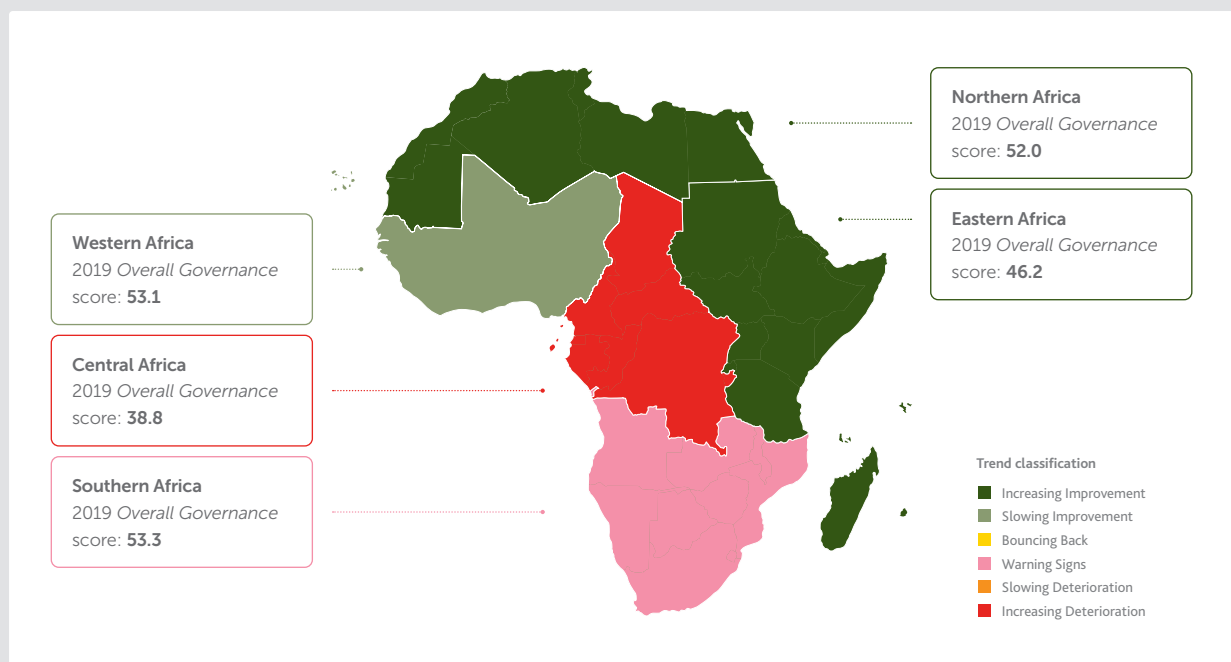
On the other hand, only Northern Africa has improved in *Participation, Rights & Inclusion*, although the region has seen a decline in the last five years.

Northern Africa and Western Africa are the only two regions to have improved in *Security & Rule of Law*, but only Northern Africa has been able to sustain progress over the last five years.

Only three of the ten Southern Africa countries, Angola, Eswatini and Zimbabwe, have improved in *Security & Rule of Law* while Angola is the only one to have improved in *Participation, Rights & Inclusion*.

Of the nine Central African countries, only Chad improved in *Participation, Rights & Inclusion*.

Overall Governance: Africa geographical regions, trend classifications (2010-2019)



Central Africa

	2019 Score	
Overall Governance	38.8	
Security & Rule of Law	37.1	
Participation, Rights & Inclusion	36.1	
Foundations for Economic Opportunity	36.1	
Human Development	46.1	
Best scoring country: São Tomé and Príncipe	60.4	
Worst scoring country: Equatorial Guinea	28.7	

Northern Africa

	2019 Score	
Overall Governance	52.0	
Security & Rule of Law	48.3	
Participation, Rights & Inclusion	42.5	
Foundations for Economic Opportunity	54.9	
Human Development	62.3	
Best scoring country: Tunisia	70.4	
Worst scoring country: Libya	35.2	

Western Africa

	2019 Score	
Overall Governance	53.1	
Security & Rule of Law	56.4	
Participation, Rights & Inclusion	54.6	
Foundations for Economic Opportunity	50.0	
Human Development	51.2	
Best scoring country: Cabo Verde	73.1	
Worst scoring country: Guinea-Bissau	41.4	

Eastern Africa

	2019 Score	
Overall Governance	46.2	
Security & Rule of Law	45.9	
Participation, Rights & Inclusion	41.5	
Foundations for Economic Opportunity	47.3	
Human Development	50.2	
Best scoring country: Mauritius	77.2	
Worst scoring country: Somalia	19.2	

Southern Africa

	2019 Score	
Overall Governance	53.3	
Security & Rule of Law	56.0	
Participation, Rights & Inclusion	51.3	
Foundations for Economic Opportunity	51.4	
Human Development	54.3	
Best scoring country: Botswana	66.9	
Worst scoring country: Angola	40.0	

Trend classification

- Increasing Improvement
- Slowing Improvement
- Bouncing Back
- Warning Signs
- Slowing Deterioration
- Increasing Deterioration



SPOTLIGHT

What can the 2020 IAG results tell us about the impact of COVID-19 on Africa?

The 2020 IAG covers a ten-year period up to the end of 2019, thus providing a comprehensive picture of the continent's main governance trends just before it was hit by COVID-19. The 2020 Index can also help analyse which pre-existing weaknesses may have been exacerbated by this specific contingency and what constitutes a new threat.

As highlighted in MIF's recent publications, as well as in the first Now Generation Network (NGN) Survey, COVID-19 is undoubtedly a major health challenge in Africa, though maybe less so, at least for the time being, than in other regions.

The pandemic has, however, brought to the fore gaps in Africa's health systems, while also triggering a major economic crisis. Furthermore, it has contributed to a declining democratic environment, increasing food insecurity, as well as instability and violence, including gender-based.

Participation, Rights & Inclusion: COVID-19 has had an impact on democratic processes as some scheduled elections have been postponed. Measures to contain the virus have also been used to conceal interference with ongoing election preparation and monitoring as well as to restrict civic space. However, the 2020 IAG shows that the continent had been going through an erosion of civil society space, participation and rights long before COVID-19, and the pandemic has just worsened an already alarming situation.

Security & Rule of Law: here too, COVID-19 hit the continent while it was already experiencing a declining security and safety landscape. The African average score for the *Security & Safety* sub-category has been deteriorating during both the last ten and five years, and COVID-19 triggered increased repression in some countries in order to implement lockdown rules. The heavy economic and social impact of the pandemic could potentially lead to increased domestic unrest.

Human Development: the response of governments in terms of prevention measures has been swifter than in other regions thanks to lessons learnt from previous pandemics. However, the COVID-19 crisis put under the spotlight gaps in health capacities across the continent. The 2020 IAG results confirm that progress in health-related indicators, while on a positive path over the last decade, has been slowing in the last five years.

Foundations for Economic Opportunity: the economic impact of COVID-19 in Africa is dramatic and there is limited capacity at national or regional levels to mitigate its effects. The 2020 IAG results show that the COVID-19 pandemic hit the continent while it was set on a positive path of improvement both over the last ten and five years. The economic impacts resulting from COVID-19 undoubtedly threaten this progress.

Participation, Rights & Inclusion



PARTICIPATION, RIGHTS & INCLUSION

Participation

- Freedom of Association & Assembly
- Political Pluralism
- Civil Society Space
- Democratic Elections

Rights


- Personal Liberties
- Freedom of Expression & Belief
- Media Freedom
- Digital Rights
- Protection against Discrimination

Inclusion & Equality

- Equal Political Power
- Equal Political Representation
- Equal Civil Liberties
- Equal Socioeconomic Opportunity
- Equal Access to Public Services

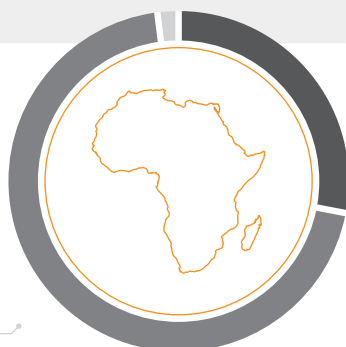
Gender

- Political Power & Representation of Women
- Equal Civil Liberties for Women
- Socioeconomic Opportunity for Women
- Equal Access to Public Services for Women
- Laws on Violence against Women

2019 AFRICAN AVERAGE SCORE /100.0	46.2	
CHANGE 2010-2019	-1.4	
TREND CLASSIFICATION	Increasing Deterioration 	
Underlying sub-categories	2019 Score Change 2010-2019	
Participation	42.5	-2.2
Rights	45.5	-2.9
Inclusion & Equality	46.3	-0.5
Gender	50.2	-0.2

DIRECTION OF CHANGE 2010-2019
(NUMBER OF COUNTRIES)

15 Improved
38 Deteriorated
0 No change
1 Not available*



* 10-year trend for South Sudan is not available since the 2020 IIAG dataset does not include data for South Sudan pre 2011, as it was not yet an independent state.

TREND CLASSIFICATION	NUMBER OF COUNTRIES
Increasing Deterioration	29 
Increasing Improvement	7 
Bouncing Back	5 
Warning Signs	5 
Slowing Deterioration	4 
Slowing Improvement	3 

LARGEST IMPROVEMENT	GAMBIA
CHANGE 2010-2019	+19.5
LARGEST DETERIORATION	BURUNDI
CHANGE 2010-2019	-11.0

RANK/54		2019 SCORE /100.0	CHANGE 2010-2019
1	Mauritius	77.8	-3.5
2	Cabo Verde	76.6	-0.2
3	Seychelles	75.3	+6.2
4	Tunisia	71.4	+17.6
5	Ghana	69.7	-2.9
6	Botswana	67.5	-0.1
7	South Africa	67.2	-0.6
8	Namibia	67.0	-1.8
9	São Tomé and Príncipe	66.6	-0.8
10	Senegal	64.3	-1.6
11	Benin	59.7	-6.2
12	Gambia	57.1	+19.5
13	Sierra Leone	56.8	-1.1
14	Burkina Faso	56.7	-3.5
15	Lesotho	55.9	-4.3
16	Liberia	54.9	-3.5
17	Côte d'Ivoire	54.2	+3.6
18	Mozambique	52.1	-5.1
19	Kenya	51.6	-0.6
20	Niger	49.5	-7.2
21	Zambia	48.9	-2.1
22	Madagascar	48.2	+1.1
22	Togo	48.2	+0.4
24	Guinea-Bissau	47.5	+5.1
24	Malawi	47.5	-7.1
26	Uganda	46.8	-1.8
27	Morocco	46.2	-2.8
28	Algeria	45.9	+0.3
29	Tanzania	45.5	-6.2
30	Gabon	44.6	-2.1
31	Rwanda	44.5	-2.4
32	Nigeria	43.6	-3.7
33	Comoros	43.5	-5.4
34	Mali	42.2	-7.6
35	Angola	39.3	+4.8
36	Guinea	38.3	-5.8
37	Cameroon	36.6	-5.2
38	Zimbabwe	36.0	-1.9
39	Central African Republic	35.6	-1.8
40	Mauritania	35.1	-2.1
41	Ethiopia	34.8	+6.3
42	Burundi	33.2	-11.0
43	Libya	32.3	+0.7
44	Eswatini	31.2	-2.0
45	DR Congo	31.1	-5.7
46	Congo Republic	30.6	-0.3
47	Chad	29.4	+2.1
48	Djibouti	29.2	+2.4
49	Egypt	23.8	-3.8
50	Somalia	23.1	+5.4
51	Sudan	22.5	+3.3
52	South Sudan*	20.9	.
53	Eritrea	17.1	-1.9
54	Equatorial Guinea	17.0	-4.1
	AFRICAN AVERAGE	46.2	-1.4

Participation, Rights & Inclusion: deterioration over the past decade, at twice the speed since 2015, drives the first ever year-on-year decline at the overall governance level

With an African average score of 46.2 in 2019, *Participation, Rights & Inclusion* is the lowest-scoring category (out of four) of the IIAG.

The category has also experienced the largest deterioration both between 2010 and 2019 (-1.4) and between 2015 and 2019 (-1.3). Concerningly, the pace of deterioration has more than doubled since 2015, with an annual average trend of -0.33 compared to -0.16 over the decade (2010-2019).

All components decline over the decade, but trends differ from 2015 onwards

Of the four categories, *Participation, Rights & Inclusion* is the only one where all four underlying sub-categories have followed a negative trajectory since 2010: *Rights* (-2.9), *Participation* (-2.2), *Inclusion & Equality* (-0.5) and *Gender* (-0.2).

However, in the second part of the decade trajectories are diverging. On the one hand, the pace of deterioration in both *Participation* and *Rights* has worsened since 2015, and they register the two largest deteriorations of the 16 IIAG sub-categories, -3.5 and -2.5, respectively.

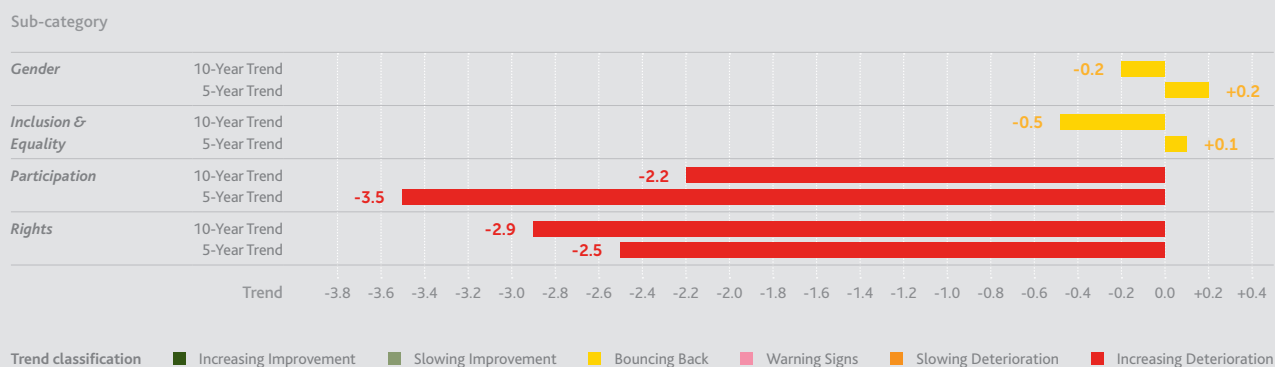
Participation constitutes, on average, Africa's third lowest scoring sub-category in 2019, only behind *Accountability & Transparency* and *Anti-Corruption*.

On the other hand, despite having declined over the decade, *Inclusion & Equality* and *Gender* have started to bounce back, having shown small improvements between 2015 and 2019.

Participation: 3rd lowest scoring IIAG sub-category/ largest IIAG sub-category deterioration over 5-year period

Rights: 2nd largest IIAG sub-category deterioration over 5-year period

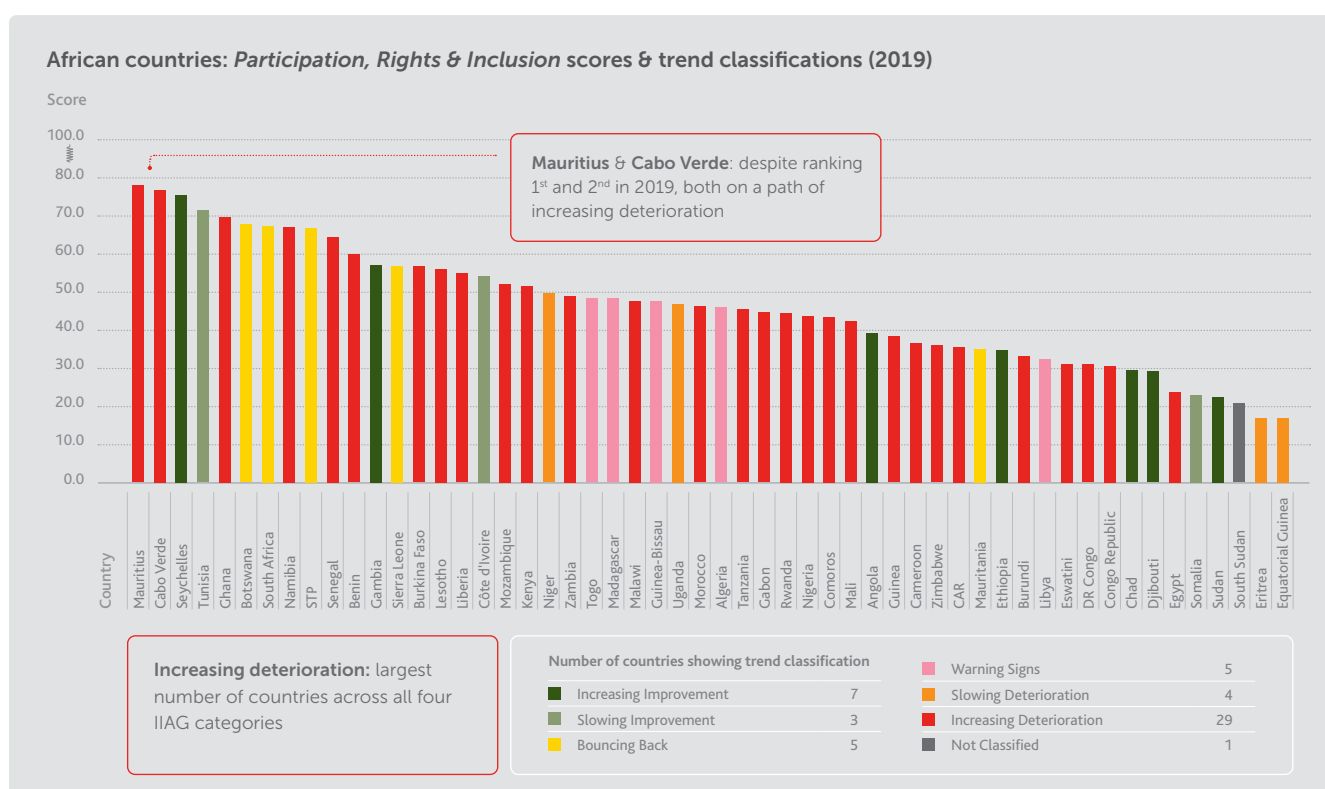
Africa: Participation, Rights & Inclusion sub-categories, average trends & trend classifications (2010-2019 & 2015-2019)



More than half the countries follow a path of increasing deterioration from 2015

The *Participation, Rights & Inclusion* category raises the most concerns, with more than half (29) of African countries having followed a negative trajectory in both the ten-year and five-year periods, and at an even faster pace over the latter.

The five highest scoring countries in 2019 are Mauritius (77.8), Cabo Verde (76.6), Seychelles (75.3), Tunisia (71.4) and Ghana (69.7). The five lowest scoring countries are Somalia (23.1), Sudan (22.5), South Sudan (20.9), Eritrea (17.1) and Equatorial Guinea (17.0).



Of the ten best performing countries, only Seychelles has managed to improve performance over the last ten years with a faster pace in the second half of the decade. Tunisia has been the only other top ten performer to improve over the decade, however progress has slowed since 2015. Botswana, South Africa and São Tomé and Príncipe are however bouncing back, having followed a positive trajectory in the last five years.

More concerningly, half of the ten best performers in 2019 have followed a trend of increasing deterioration over the decade.

When looking at the rest of the upper half of the ranking table, between 11th ranked Benin and 27th ranked Morocco, nine more countries have followed a trend of increasing deterioration and three, Guinea-Bissau, Madagascar and Togo, have shown warning signs.

Gambia is the most improved country, both over the ten-year and five-year periods, and is the only country in the upper half of the ranking table besides Seychelles to have shown increasing improvement.

Meanwhile, half of the ten worst performers have deteriorated over the last ten years.

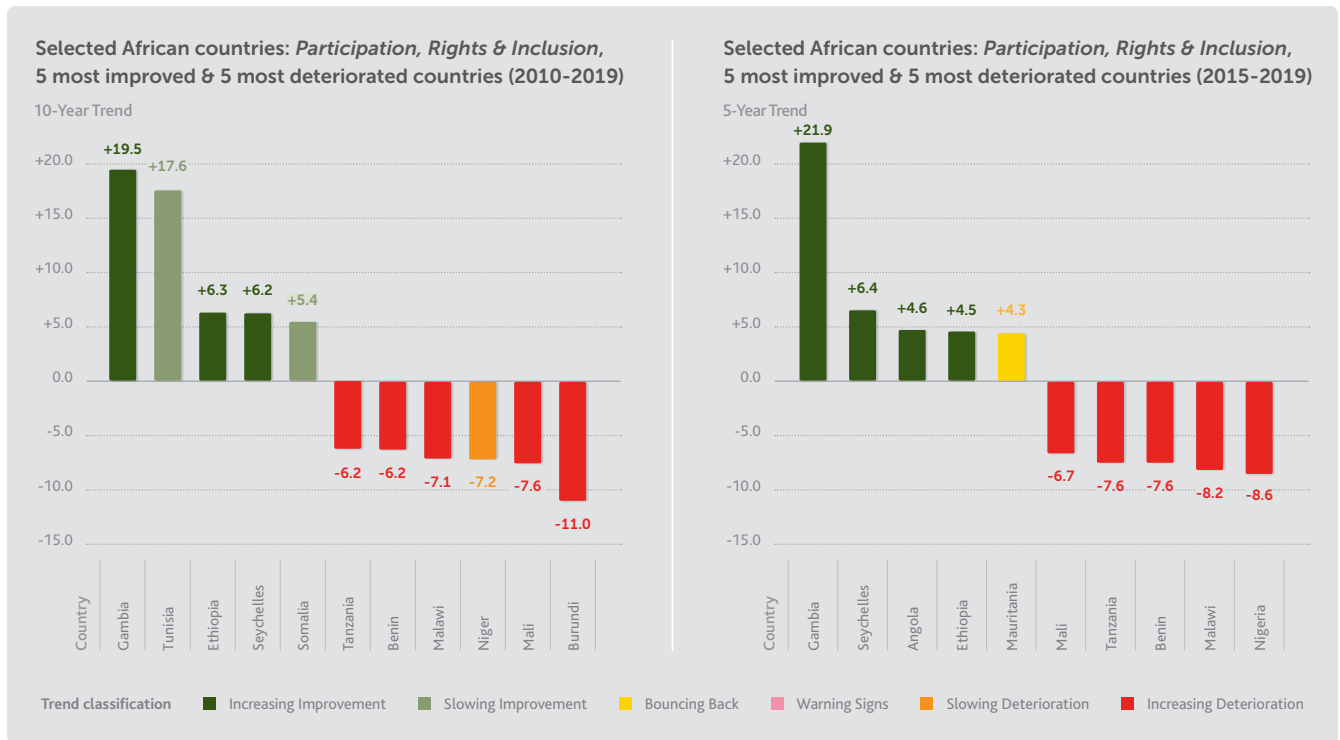
While deterioration in DR Congo, Congo Republic and Egypt has taken place at a faster pace since 2015, Eritrea and Equatorial Guinea have slowed their pace of decline over the latest five years.

On the other hand, three of the ten lowest scoring countries, Chad, Djibouti and Sudan have managed to increase their score in the *Participation, Rights & Inclusion* category over the past ten years, and at an increased pace over the latest five years. Sudan and Djibouti have even been the sixth and seventh most improved countries respectively over the latter period.

Somalia has also improved over the decade, experiencing the fifth largest improvement. However, its progress has slowed since 2015.

Looking at the full lower half of the ranking table, between 28th ranked Algeria and bottom ranked Equatorial Guinea, a total of 18 countries have seen their scores deteriorate over the ten-year period. Fifteen of them have even accelerated their deterioration over the latest five years.

Angola and Ethiopia are the only countries showing increasing improvement. Mauritania, though still declining over the ten-year period, has bounced back strongly since 2015.



Participation: the most declined of the IIAG’s 16 sub-categories since 2015

Participation is the third lowest scoring of the 16 IIAG sub-categories at the African average level in 2019.

Already the third most deteriorated sub-category over the decade (-2.2), Participation has experienced the largest decline since 2015 (-3.5). The pace of decline has also increased more than three-fold in the latest five years, with an annual average trend of -0.88 compared to -0.24 over the ten-year period.

This recent decline is driven by deterioration in all four underlying indicators.

Firstly, African citizens are enjoying less freedom to associate and assemble freely in 2019 compared to 2010, and the situation has worsened at an even faster pace since 2015.

Compared to 2010, political parties are also less able to operate freely and have less equitable access to state-owned media and public financing campaigns. The speed of decline has been more than five times as fast between 2015 and 2019 than over the decade, with an annual average trend of -0.93 compared to -0.17.

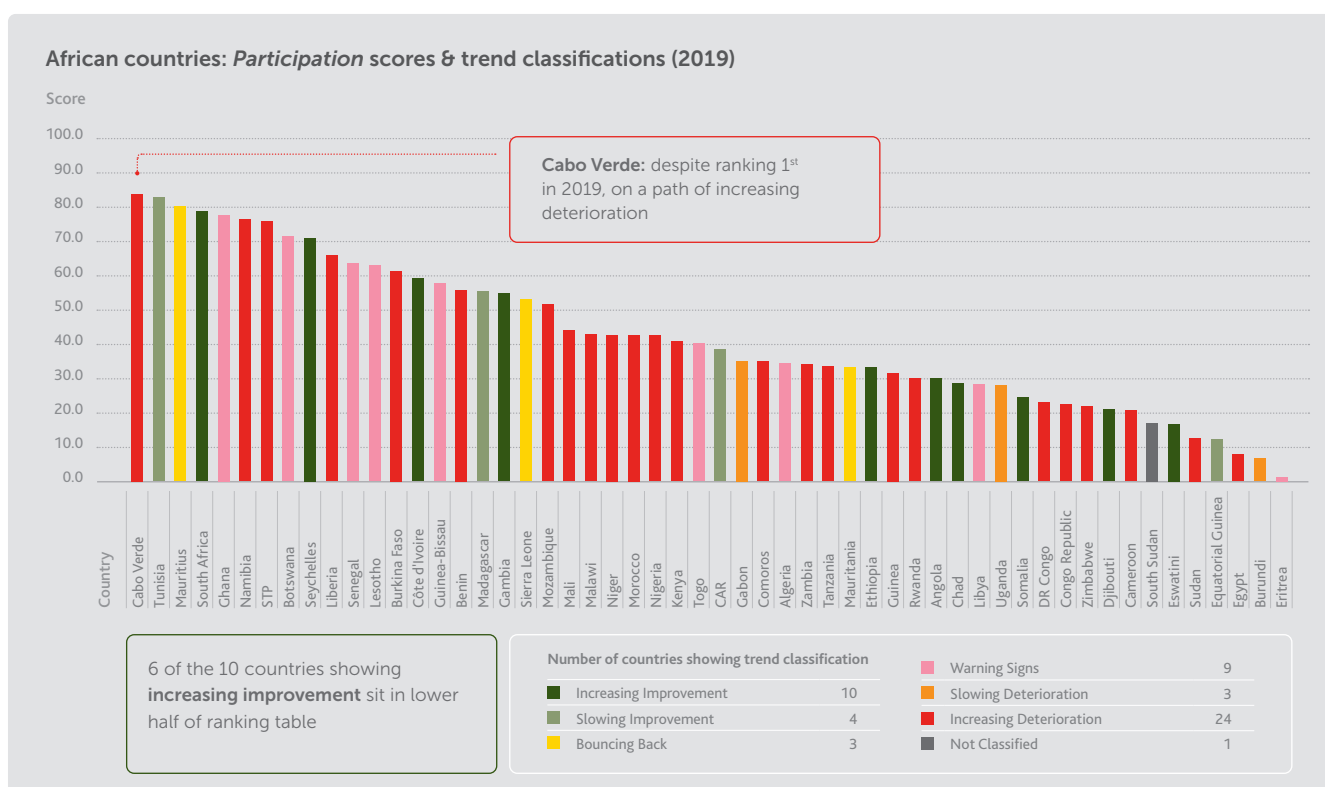
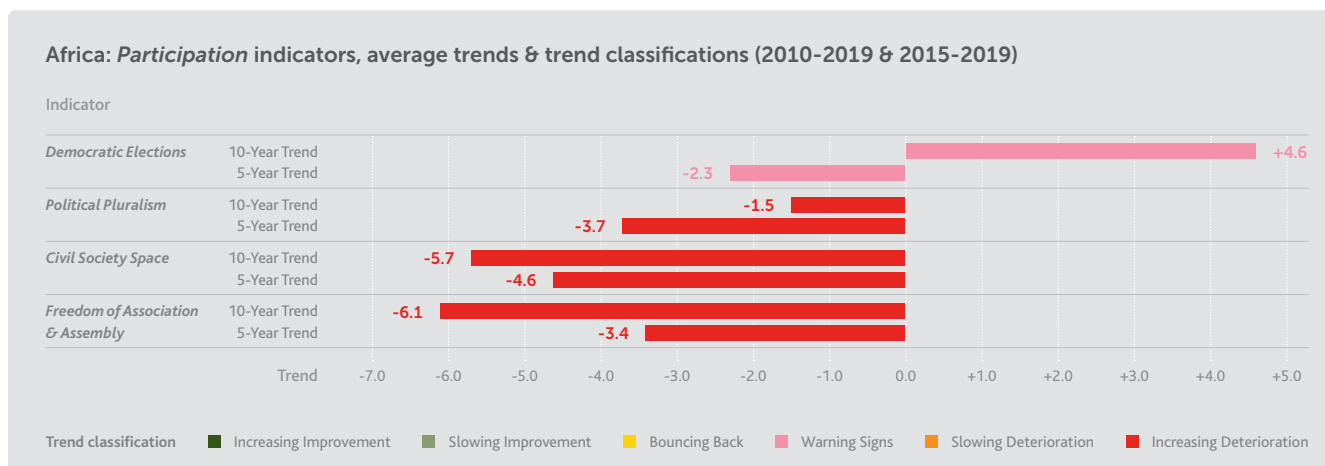
Between 2015 and 2019, the largest indicator deterioration is that of Civil Society Space. In this time, the rate of decline

(annual average trend of -1.15) has been almost twice that for the decade (-0.63).

The drivers of this deterioration have been the increased restrictions on civil society and non-governmental organisations (NGOs) to establish and operate freely, as well as the higher levels of repression and persecution that they have faced.

Democratic Elections is the only Participation indicator to have improved since 2010. However, the decline registered at the African average level since 2015 constitutes a warning sign. This negative trend has been driven by a decline in the integrity of elections and the functioning of election monitoring bodies.

Freedom of Association & Assembly, Political Pluralism, Civil Society Space: all feature among 10 most declined IIAG indicators over 5-year period



Rights: the second most declined IAG sub-category over the decade and since 2015

With a 2019 African average score of 45.5, *Rights* is the second lowest scoring sub-category within *Participation, Rights & Inclusion*.

Among all 16 IAG sub-categories, *Rights* is the second most deteriorated over both the past ten (-2.9) and five years (-2.5) with the pace of deterioration nearly doubling in the latter period.

This concerning trajectory is driven by four of the five underlying indicators which are on a trend of increasing deterioration.

The largest deteriorations both in the ten-year and five-year period have been in the *Digital Rights* indicator. It is also the most deteriorated of all 79 IAG indicators at the African average level over the latest five years.

The worrying decline of *Digital Rights* on the continent has been mostly driven by increasingly high levels of government censorship of both citizen-created and political content on the internet.

However, compared to ten years ago, African governments have shut down domestic access to the internet and social media platforms less frequently. The pace of improvement in this area has even accelerated between 2015 and 2019.

The second largest deterioration both in the ten-year and five-year periods has been registered in *Media Freedom*, with a speed of deterioration that has also increased since 2015.

Government-led censorship and self-censorship by the media are more rampant today than in 2010, and the decline in this area has even accelerated since 2015.

Moreover, in the last decade and with a worsening decline in the last five years, African media have had less freedom to be critical of incumbent regimes and have become more biased in their coverage of the opposition, representing a narrower array of political perspectives.

On the other hand, the curtailment of the freedom enjoyed by journalists has stopped since 2015, even if it has been on a deteriorating path when looking at the full decade.

Since 2015, there has also been an increasing deterioration in the *Freedom of Expression & Belief* indicator, mostly driven by a decline in the freedom of expression enjoyed by Africa's citizens.

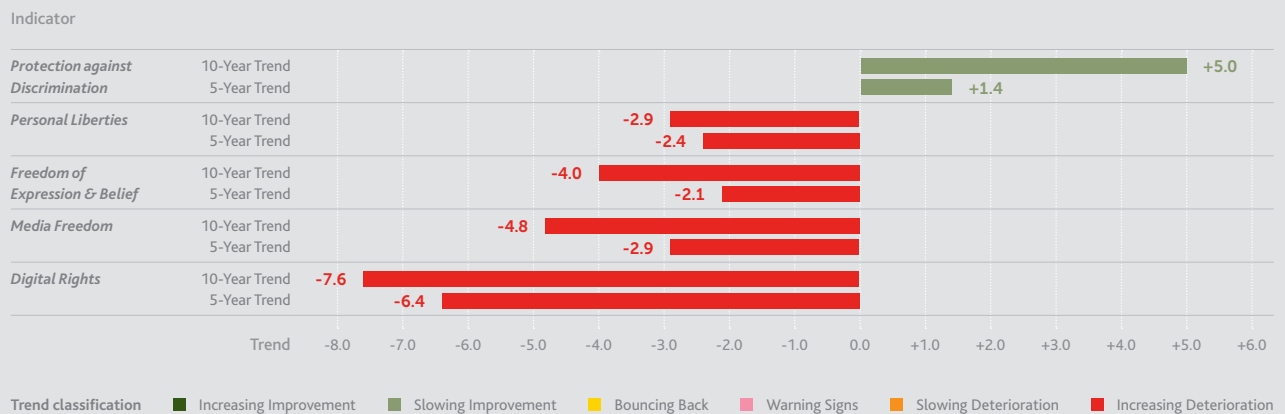
On a positive note, the respect for academic freedom has been on the rise on the continent both in the ten-year and five-year periods, albeit at a slower pace in the latter.

Personal Liberties afforded to Africa's citizens have been eroded over the decade as well, and the deterioration has worsened between 2015 and 2019. This is a result of an accelerating decline in freedom of movement and the guarantee of personal social freedoms.

Despite being the only improved indicator in the *Rights* sub-category in both time periods, albeit at a slower pace since 2015, *Protection against Discrimination* (16.2) obtains the lowest IIAG indicator score in 2019.

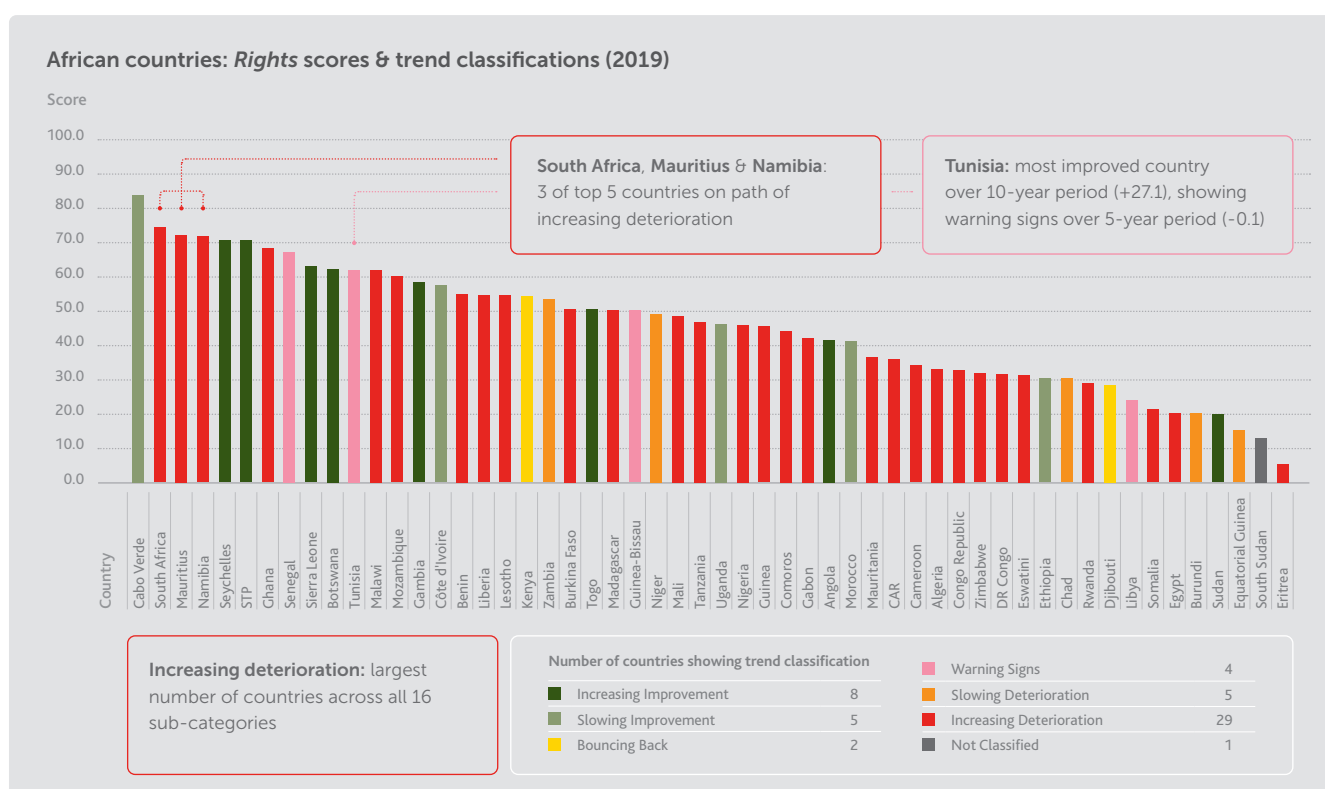
While protection against ethnic discrimination has improved at a slower pace in the latest five years, progress in protection against religious and sexual orientation based discrimination has accelerated.

Africa: *Rights* indicators, average trends & trend classifications (2010-2019 & 2015-2019)



Digital Rights: 4th largest IIAG indicator deterioration over 10-year period/ most deteriorated over 5-year period

Protection against Discrimination: lowest IIAG indicator score in 2019 (16.2)



***Inclusion & Equality*: bouncing back in the latest five years within a decade of decline**

With a 2019 score of 46.3, *Inclusion & Equality* has the second highest sub-category score at the African average level in *Participation, Rights & Inclusion*, behind *Gender*.

Inclusion & Equality has improved slightly since 2015 (+0.1), starting to revert the deterioration experienced over the ten-year period (-0.5).

This encouraging later trend is driven by growing equality in socioeconomic opportunity and access to public services.

Even though the indicator *Equal Socioeconomic Opportunity* has experienced a small deterioration over the decade, its score has bounced back strongly since 2015 with an annual average trend of +0.45 compared to -0.02 during the ten-year period. This reflects increasing improvement in the equality of access to state jobs and state business opportunities regardless of income level, social group, or urban-rural location.

Moreover, while the *Promotion of Socioeconomic Integration of Youth* has experienced a large decline since 2010, the deterioration in this sub-indicator has stopped in the latest five years.

Despite having made no progress over the decade, since 2015 there has been a small increase in the score obtained by the *Equal Access to Public Services* indicator. While access to basic public services in the latest five years has become more equal regardless of income level or social group, further progress at the indicator level has been hindered by increasing inequality in public service access for rural dwellers compared to urban dwellers.

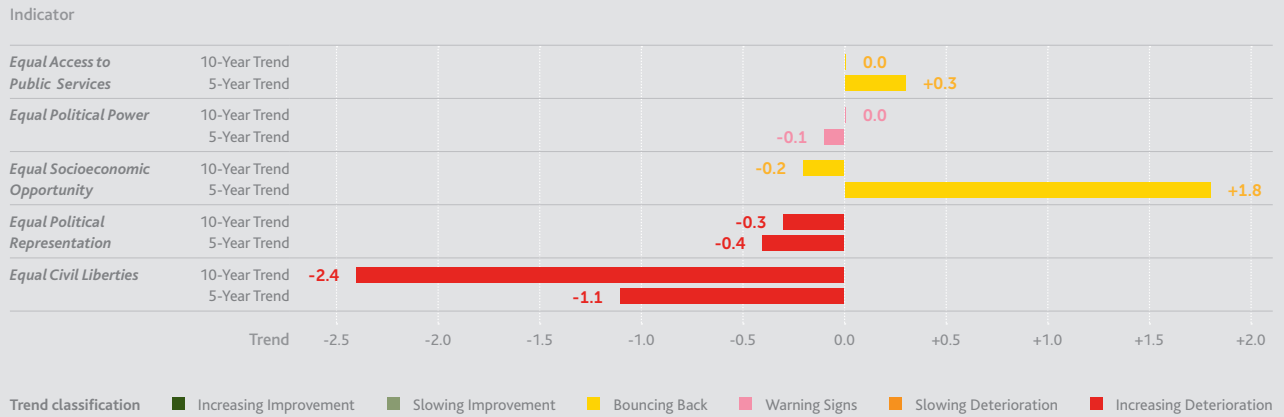
Concerningly, *Equal Political Representation* on the African continent is worse than ten years ago, and the pace of decline has even tripled between 2015 and 2019. The worsening trend in the latest five years has been driven by an acceleration in the deterioration of full political rights and electoral opportunities granted to various segments of the population, including ethnic, religious, and LGBT.

There has been no change in the *Equal Political Power* indicator score over the decade, with decline even appearing between 2015 and 2019. This is mostly driven by an increasing deterioration in the level of political power conferred to rural dwellers compared to urban dwellers, as well as to sexual minorities.

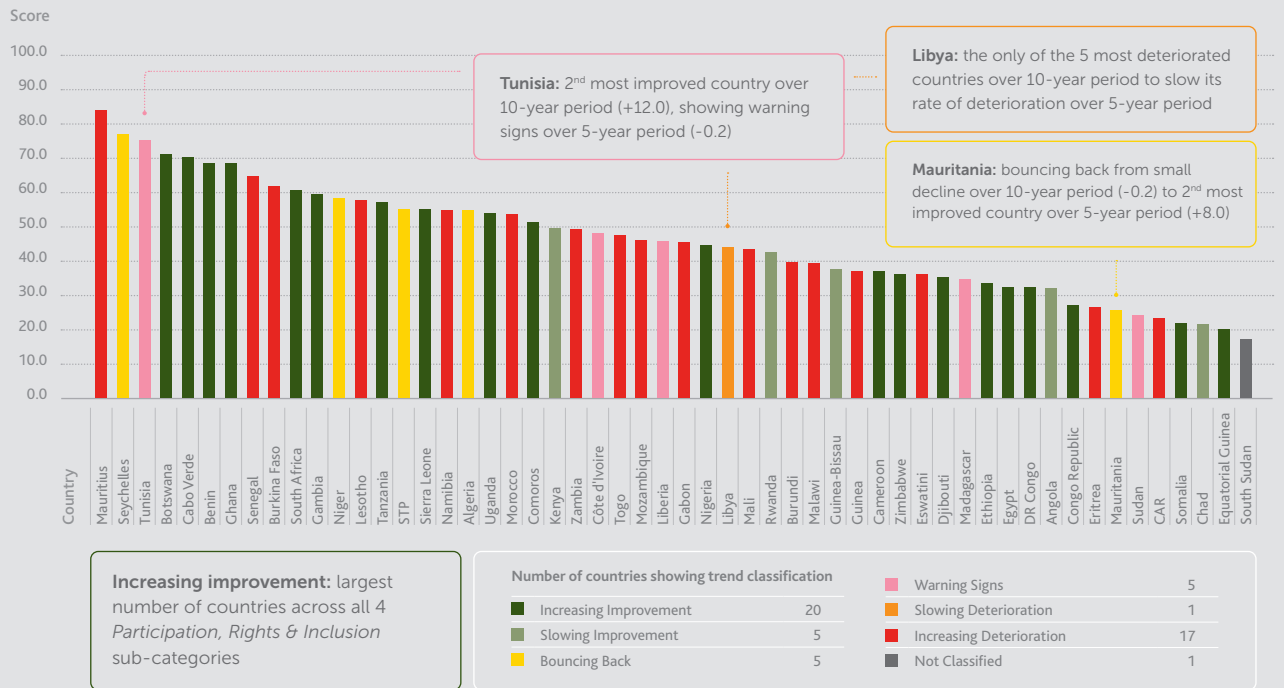
In contrast, youth have enjoyed increasing levels of representation in parliaments in both time periods, and the pace of improvement in this area has more than doubled between 2015 and 2019.

Civil liberties have also become less equal in both the ten-year and five-year periods, driven by an increasing deterioration in the civil liberties enjoyed by the poor and by minority groups.

Africa: Inclusion & Equality indicators, average trends & trend classifications (2010-2019 & 2015-2019)



African countries: Inclusion & Equality scores & trend classifications (2019)



Gender: bouncing back in the latest five years and highest scoring sub-category in *Participation, Rights & Inclusion* in 2019

With a 2019 score of 50.2, *Gender* constitutes the best performing sub-category within *Participation, Rights & Inclusion*. Of the 16 IIAG sub-categories, it obtains the fifth largest score in 2019 at the African average level.

Having achieved a small improvement since 2015 (+0.2), *Gender* has almost reversed the deterioration shown over the decade, with the speed of improvement in the last five years (annual average trend of +0.05) more than twice the speed of its decline over the ten years (-0.02).

The encouraging trend has been mostly driven by the indicators *Political Power & Representation of Women* and *Equal Access to Public Services for Women*.

Compared to ten years ago, access to political power and representation for Africa's women has increased, and the pace of this improvement has nearly doubled between 2015 and 2019.

Women's access to basic public services has also increased both in the ten-year and five-year period and at a faster pace between 2015 and 2019.

While the indicator *Socioeconomic Opportunity for Women* has also followed a positive trajectory over the past ten years, improvement has slowed in the latest five years.

Women's access to state jobs and state business opportunities has increased over the last ten years, with the pace of improvement more than doubling between 2015 and 2019.

However, women's equality in the workplace has declined more recently, threatening to reverse progress made in equal pay, opportunities and non-discrimination in the workforce over the past decade.

In the latest five years, further progress in the *Gender* sub-category has been prevented by a concerning deterioration in *Equal Civil Liberties for Women*. This indicator has declined over the decade, with the rate of deterioration increasing nearly seven-fold since 2015.

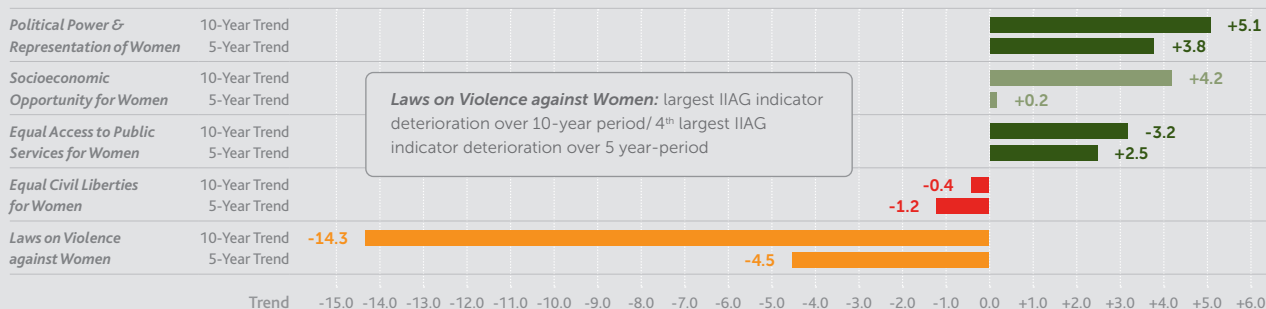
Women's civil society participation, increasing over the decade, has deteriorated between 2015 and 2019.

The guarantee of civil liberties to Africa's women, including access to justice, private property rights, freedom of movement, and freedom from forced labour, has deteriorated in both time periods, even if deterioration has slowed since 2015.

Laws on Violence against Women, assessing countries' legal frameworks for protection against sexual assault, rape, domestic violence, or sexual harassment, is the fourth most deteriorated IIAG indicator since 2015. Concerningly, the indicator has also seen the largest deterioration over the decade at the indicator level across the whole IIAG dataset.

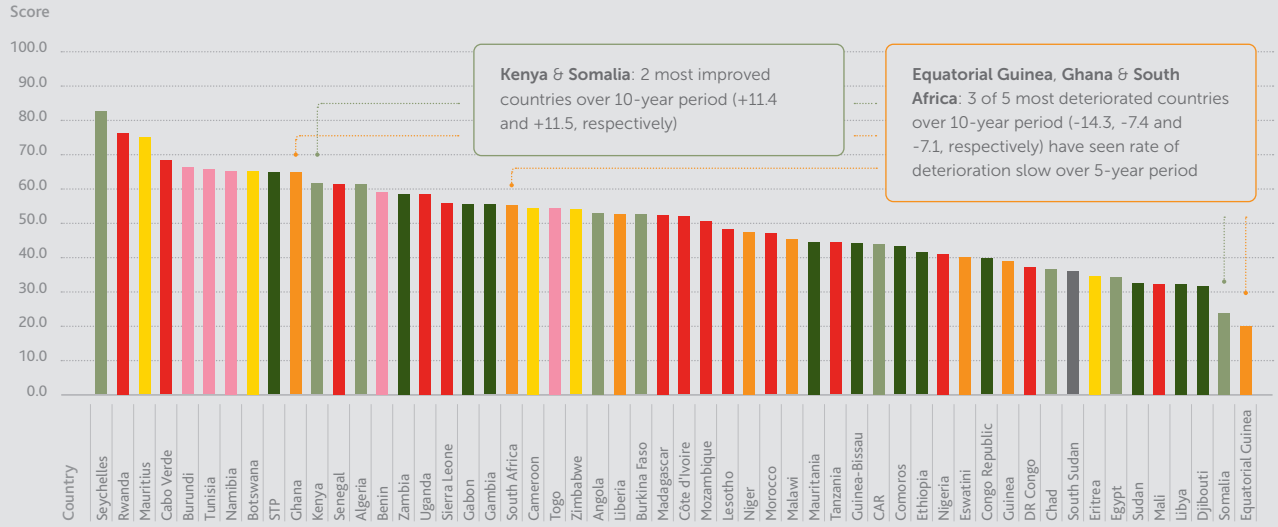
Africa: Gender indicators, average trends & trend classifications (2010-2019 & 2015-2019)

Indicator



Trend classification ■ Increasing Improvement ■ Slowing Improvement ■ Bouncing Back ■ Warning Signs ■ Slowing Deterioration ■ Increasing Deterioration

African countries: Gender scores & trend classifications (2019)



Slowing deterioration: 1 of 2 sub-categories across all 16 with largest number of countries

Number of countries showing trend classification	
Increasing Improvement	12
Slowing Improvement	9
Bouncing Back	5
Warning Signs	5
Slowing Deterioration	8
Increasing Deterioration	14
Not Classified	1

Security & Rule of Law



SECURITY & RULE OF LAW

Security & Safety

- Absence of Armed Conflict
- Absence of Violence against Civilians
- Absence of Forced Migration
- Absence of Human Trafficking & Forced Labour
- Absence of Criminality

Rule of Law & Justice


- Executive Compliance with the Rule of Law
- Impartiality of the Judicial System
- Judicial Processes
- Equality before the Law
- Law Enforcement
- Property Rights

Accountability & Transparency

- Institutional Checks & Balances
- Civic Checks & Balances
- Absence of Undue Influence on Government
- Disclosure of Financial & Judicial Information
- Accessibility of Information


Anti-Corruption

- Anti-Corruption Mechanisms
- Absence of Corruption in State Institutions
- Absence of Corruption in the Public Sector
- Public Procurement Procedures
- Absence of Corruption in the Private Sector

2019 AFRICAN AVERAGE SCORE /100.0	49.5
CHANGE 2010-2019	-0.7
TREND CLASSIFICATION	Slowing Deterioration 
Underlying sub-categories	2019 Score Change 2010-2019
Security & Safety	75.9 -5.3
Rule of Law & Justice	45.2 +0.8
Accountability & Transparency	38.1 +0.8
Anti-Corruption	38.8 +1.1

DIRECTION OF CHANGE 2010-2019
(NUMBER OF COUNTRIES)

- 23 Improved
- 29 Deteriorated
- 1 No change
- 1 Not available*



* 10-year trend for South Sudan is not available since the 2020 IIAG dataset does not include data for South Sudan pre 2011, as it was not yet an independent state.

TREND CLASSIFICATION	NUMBER OF COUNTRIES
Increasing Deterioration	22 
Increasing Improvement	14 
Bouncing Back	7 
Warning Signs	5 
Slowing Improvement	4 
Slowing Deterioration	1 

LARGEST IMPROVEMENT	GAMBIA
CHANGE 2010-2019	+14.2
LARGEST DETERIORATION	BURUNDI
CHANGE 2010-2019	-12.7

RANK/54		2019 SCORE /100.0	CHANGE 2010-2019
1	Mauritius	79.5	-1.4
2	Cabo Verde	76.2	-2.1
3	Botswana	72.8	-5.1
4	Seychelles	72.4	+7.4
4	Tunisia	72.4	+13.4
6	Namibia	69.6	-2.0
7	Senegal	68.2	+3.8
8	South Africa	67.6	-2.3
9	São Tomé and Príncipe	67.5	0.0
10	Benin	66.1	+3.2
11	Ghana	66.0	-5.4
11	Rwanda	66.0	+0.5
13	Morocco	60.7	+4.9
14	Malawi	58.9	-1.4
15	Côte d'Ivoire	58.2	+8.8
16	Gambia	58.0	+14.2
17	Burkina Faso	57.4	+0.7
18	Kenya	56.3	-2.3
19	Sierra Leone	56.2	+4.0
19	Tanzania	56.2	-2.3
19	Zambia	56.2	-6.9
22	Liberia	54.9	+2.0
23	Lesotho	53.9	-4.1
24	Niger	52.7	-0.4
25	Togo	51.3	+2.0
26	Uganda	50.6	-3.8
27	Algeria	50.4	-0.4
28	Madagascar	49.9	+4.4
29	Guinea-Bissau	48.5	+8.0
30	Ethiopia	47.9	+5.2
31	Mozambique	47.1	-3.4
32	Zimbabwe	46.4	+6.9
33	Mali	45.1	-7.9
34	Nigeria	44.3	-3.2
35	Angola	44.1	+5.5
36	Eswatini	43.7	+2.9
37	Gabon	43.5	-3.2
38	Guinea	43.4	-1.7
39	Comoros	42.3	-11.1
40	Djibouti	41.3	-2.7
41	Mauritania	40.3	+6.7
42	Egypt	39.0	-3.6
43	Chad	37.5	+6.5
44	Cameroon	35.7	-5.5
45	Central African Republic	34.1	+2.4
46	Congo Republic	32.8	-5.4
47	Burundi	30.2	-12.7
48	Equatorial Guinea	29.1	+0.6
49	Sudan	27.4	+1.5
50	Libya	26.9	-5.3
51	Eritrea	23.7	-0.5
52	DR Congo	23.5	-9.4
53	South Sudan*	15.3	.
54	Somalia	13.8	-0.5
	AFRICAN AVERAGE	49.5	-0.7

Security & Rule of Law: continued deterioration over the past decade, albeit slower since 2015

Though still the second highest scoring category (out of four) in 2019, with an African average score of 49.5, *Security & Rule of Law* is also one of the two categories that have deteriorated over the last decade (2010-2019).

However, the deterioration has slowed over the last five years (2015-2019), with an annual average trend of -0.05 compared to -0.08 over the past ten years.

Very diverse performances within the category

This trend at category level is mainly led by the performances of both the *Security & Safety* and the *Anti-Corruption* sub-categories.

Since 2015 *Security & Safety* has slowed the speed of decline registered at continental level over the decade, and in 2019 it is the highest scoring sub-category out of the 16 in the IIAG.

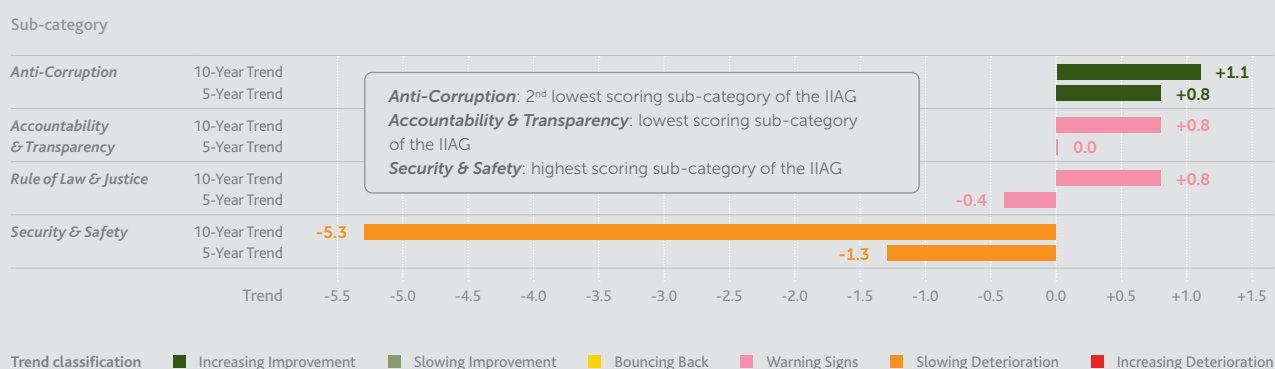
The African average score for *Anti-Corruption* has improved over the decade, with progress even accelerating between 2015 and 2019. However, *Anti-Corruption* still constitutes Africa's second lowest scoring IIAG sub-category in 2019.

Meanwhile, despite a positive trajectory over the decade, both *Rule of Law & Justice* and *Accountability & Transparency* have shown warning signs in the latest five years.

Progress in *Accountability & Transparency* has stalled, leading it to become the IIAG's lowest scoring sub-category in 2019.

Rule of Law & Justice has even experienced a downturn between 2015 and 2019.

Africa: Security & Rule of Law sub-categories, average trends & trend classifications (2010-2019 & 2015-2019)



At country level: worrying trends for some of the better performers

The five best performing countries in 2019 are Mauritius (79.5), Cabo Verde (76.2), Botswana (72.8), Seychelles (72.4) and Tunisia (72.4). On the other hand, the five worst performing countries are Libya (26.9), Eritrea (23.7), DR Congo (23.5), South Sudan (15.3) and Somalia (13.8).

Concerningly, the majority of countries sitting in the upper half of the ranking table are either on a trend of increasing deterioration or have shown warning signs in the past five years.

Of the ten highest ranking countries, only two, Benin and Seychelles, are on a path of increasing improvement, with progress over the decade accelerating in the most recent five years.

Meanwhile, the three highest scoring countries have declined over the decade, although Mauritius and Cabo Verde have reverted to

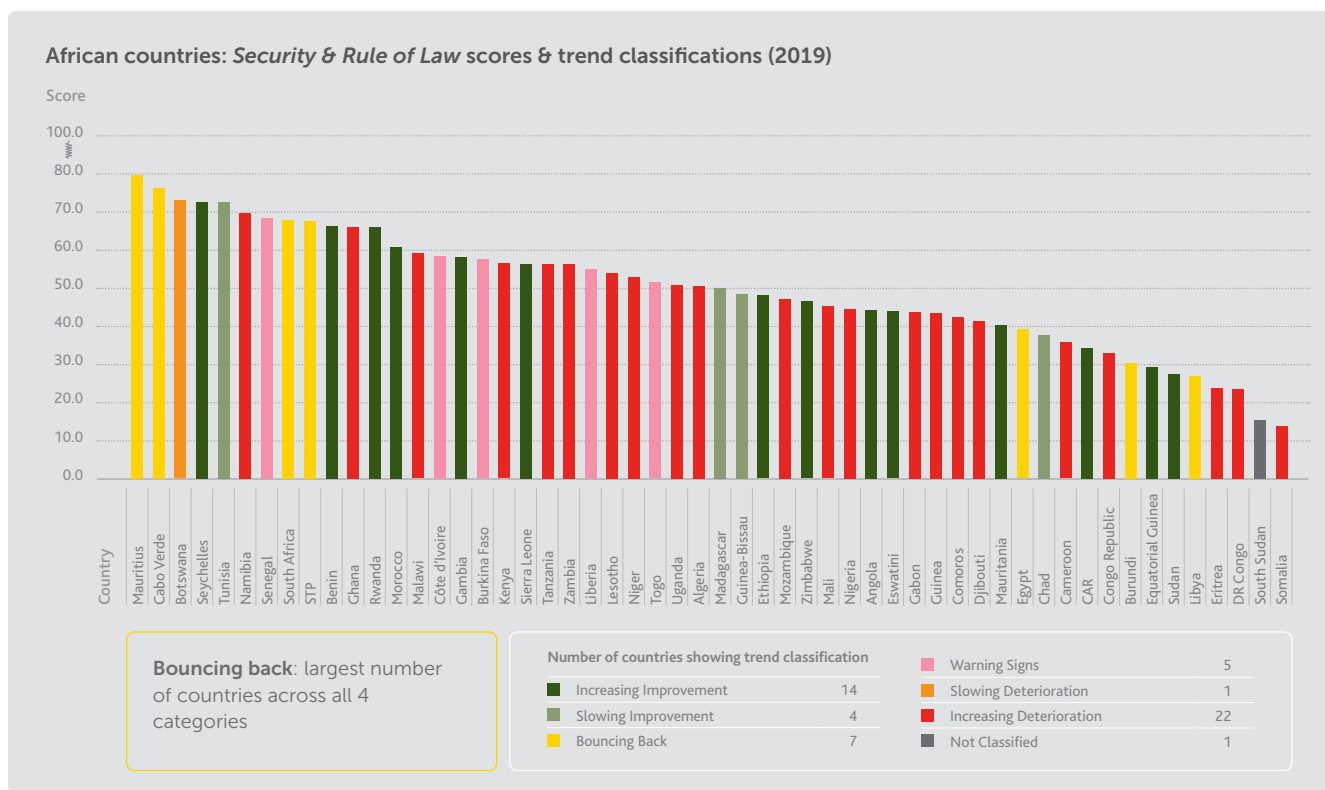
progress between 2015 and 2019, while Botswana has slowed its decline in this period.

Namibia, the 6th highest scoring country, is facing increasing deterioration while Senegal, ranking 7th, is showing warning signs.

Between 14th ranked Malawi and 27th ranked Algeria, only two countries, Gambia and Sierra Leone, have not seen a decline in their *Security & Rule of Law* score between 2015 and 2019.

Most of the ten worst scoring countries have declined over the decade. Barring Zambia, ranking 19th, all of the five most deteriorated countries over the last ten years are sitting in the lower half of the ranking table.

Eleven of the 15 most deteriorated countries over the decade have even increased their pace of deterioration over the last five years. The four exceptions are Burundi, Egypt and Libya, all bouncing back, and Botswana, which has been declining at a slower rate.



However, some encouraging trends are worth noting among the low-ranking countries. Between 2015 and 2019, with the exception of Gambia, the five most improved countries sit in the lower half of the ranking table, all of them have shown increasing improvement.

Despite being among the ten worst performers in 2019, Central African Republic, Equatorial Guinea and Sudan have progressed over the decade, at an increased pace over the last five years. Though still ranking 49th in 2019, Sudan is the second most improved country since 2015.



Security & Safety: the 2019 best scoring yet most declined IIAG sub-category

While *Security & Safety* is the highest scoring IIAG sub-category at the African average level, it is also the sub-category that has registered the largest decline over the last ten years (-5.3), even though deterioration has slowed down in the latest five years.

This concerning negative trajectory has been driven by four of the five underlying indicators.

Firstly, there has been an increase in the level of violence against civilians by the government and by non-state actors, to a larger extent by the former. While the pace of deterioration in *Absence of Non-State Actor Violence against Civilians* has slowed between 2015 and 2019, it has increased in *Absence of Government Violence against Civilians*.

Compared to ten years ago, the continent is also exposed to higher levels of state-based and non-state armed conflict, as well as forced migration.

The deterioration in *Absence of Armed Conflict* and *Absence of Forced Migration* has, however, slowed within the last five years.

Over the decade *Absence of Internally Displaced Persons (IDPs)* and *Absence of Refugees* have deteriorated at similar rates, however between 2015 and 2019, the former has been declining almost eight times faster than the latter, with a five year annual average trend of -0.38 compared to -0.05.

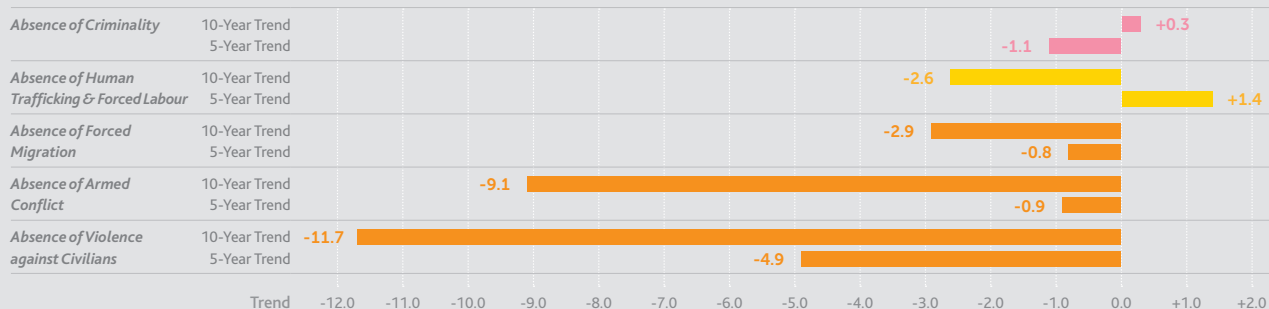
Albeit declining over the decade, *Absence of Human Trafficking & Forced Labour* is the only indicator within the *Security & Safety* sub-category that has reverted to a positive trajectory in the more recent period.

This is driven by increased efforts of governments to meet the minimum standards of the Victims of Trafficking and Violence Protection Act of 2000 for the elimination of human trafficking and not by an actual reduction in the prevalence of forced labour. The IIAG sub-indicator *Absence of Forced Labour* has declined both over the last ten and the last five years, although at a slower pace in the more recent period.

Absence of Criminality is the only indicator to have progressed over the decade, but it has shown warning signs, with the rate of homicides having risen again over the last five years.

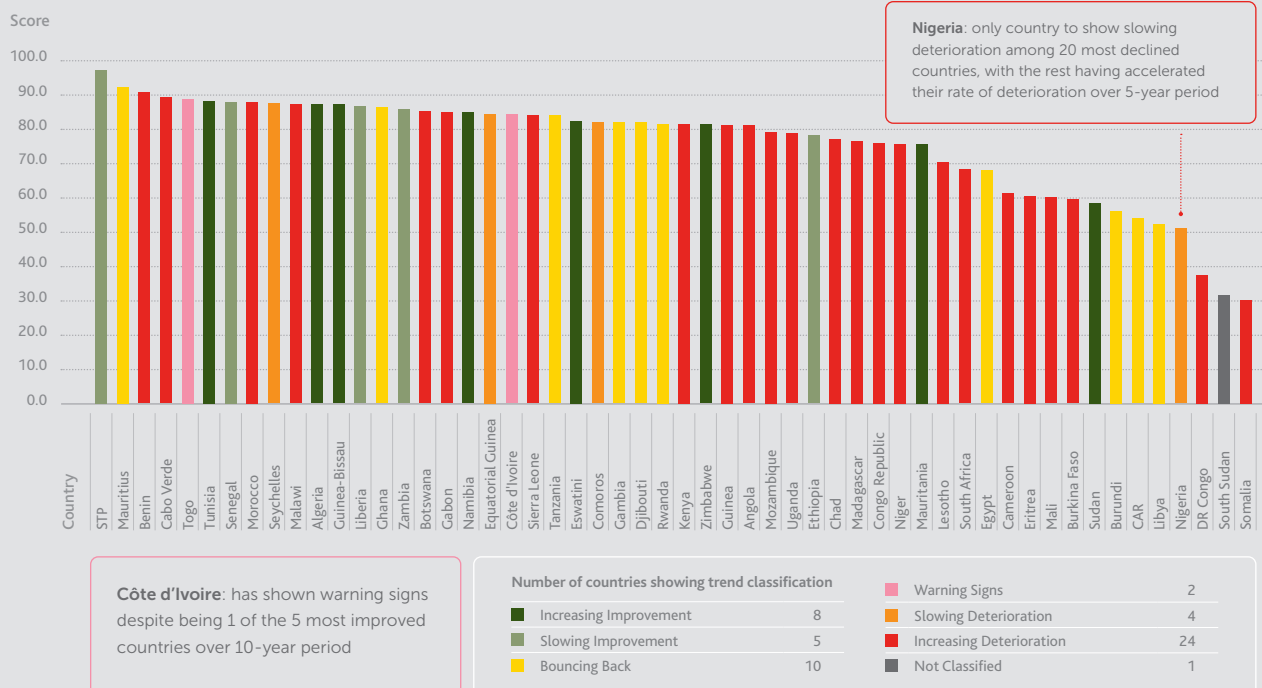
Africa: Security & Safety indicators, average trends & trend classifications (2010-2019 & 2015-2019)

Indicator



Trend classification: ■ Increasing Improvement ■ Slowing Improvement ■ Bouncing Back ■ Warning Signs ■ Slowing Deterioration ■ Increasing Deterioration

African countries: Security & Safety scores & trend classifications (2019)



Rule of Law & Justice: marginal progress over the decade already under threat

With an African average score of 45.2, *Rule of Law & Justice* is the second highest scoring sub-category within *Security & Rule of Law*, but the sixth lowest scoring among the 16 IIAG sub-categories.

Despite having followed a positive trajectory over the last ten years, the sub-category has deteriorated between 2015 and 2019.

With the pace of decline in the last five years (annual average trend of -0.10) faster than the pace of improvement over the decade (+0.09), *Rule of Law & Justice* has displayed warning signs, potentially reversing the already small progress.

Progress has been driven most notably by improvements in law enforcement, in particular by better police services, while only marginal progress has been made on the functioning of the criminal justice system.

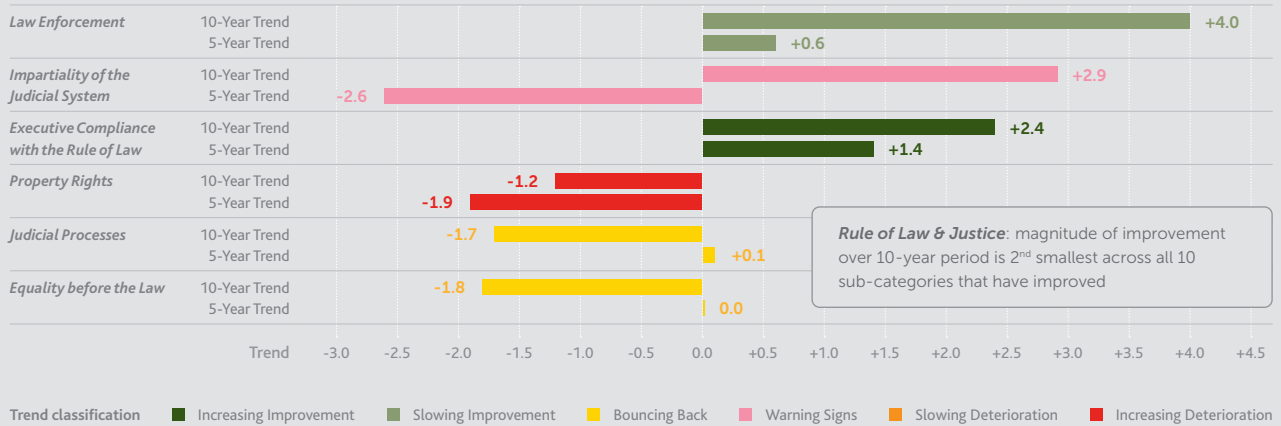
Nevertheless, law enforcement on the continent remains an area of concern as it is the lowest scoring indicator within the *Rule of Law & Justice* sub-category and the ninth lowest scoring of all 79 IIAG indicators.

Over the course of the decade, the continent has also seen better compliance by the executive with the rule of law, as reflected in the, albeit small, improvement when it comes to lawful transfers of power. Improvement with regards to the compliance with the constitution by the executive has even accelerated over the last five years. However, the continent has not seen more compliance by the executive with judicial decisions.

While judicial systems on the continent are on average more impartial than ten years ago due to progress both in judicial independence and the merit-based appointment of judges, retreat in both over the last five years risks overturning the progress made over the decade. This is one of the main drivers of the sub-category's decline between 2015 and 2019.

Africa: Rule of Law & Justice indicators, average trends & trend classifications (2010-2019 & 2015-2019)

Indicator



There have been negative developments with regards to judicial processes on the continent and there is less equality and more discrimination before the law. The deterioration of *Judicial Processes* is due to less access to and affordability of justice, due and fair process being less of a guarantee, as well as more delays and less effectiveness in the enforcement of justice. However, within the last five years, progress has been made in the access and affordability of justice, resulting in a small positive trajectory in *Judicial Processes* between 2015 and 2019.

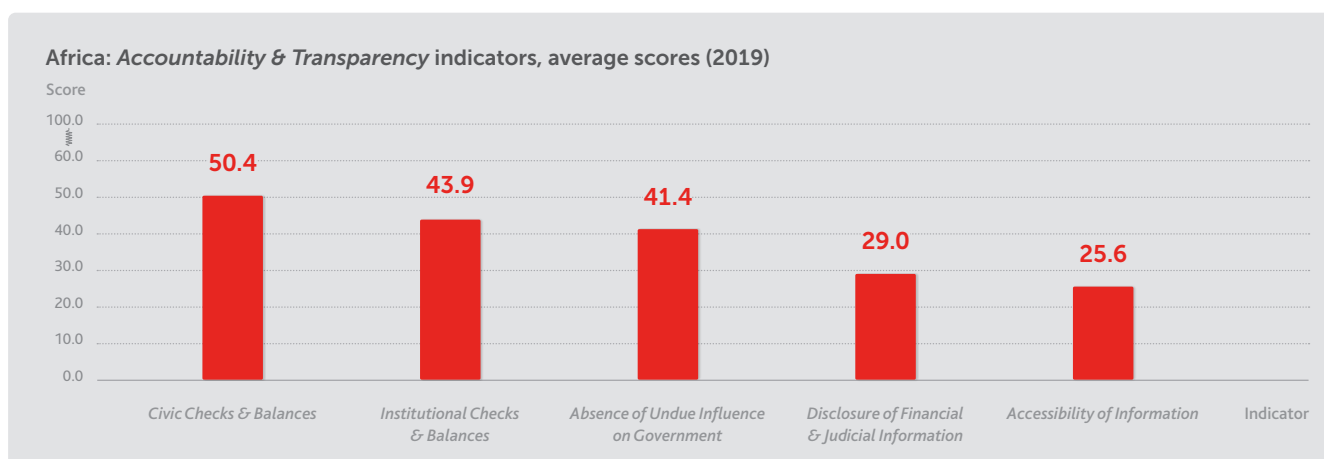
Property Rights has also deteriorated and has been following an increasing path of deterioration. The rate of decline has more than tripled over the last five years with an annual average trend of -0.13 between 2010 and 2019 compared to annual average trend of -0.48 between 2015 and 2019.

African countries: Rule of Law & Justice scores & trend classifications (2019)

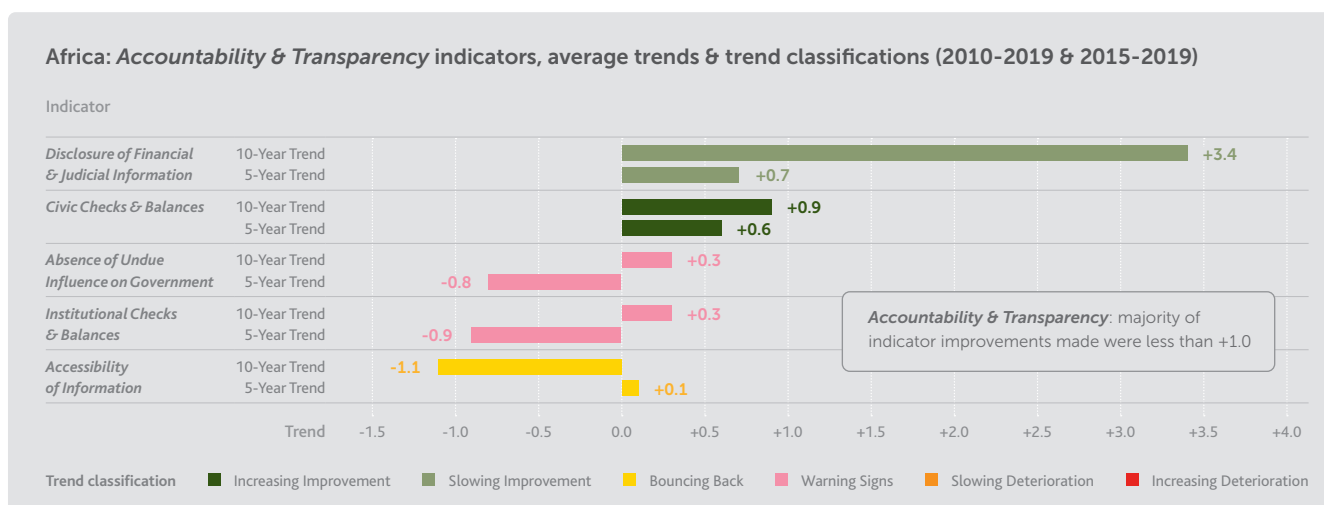


Accountability & Transparency: progress on hold for the lowest scoring sub-category in 2019

With an African average score of 38.1 in 2019, *Accountability & Transparency* is the lowest scoring of the 16 IIAG sub-categories. The low score is driven by the two transparency-related indicators *Accessibility of Information* and *Disclosure of Financial & Judicial Information* which are the third and fourth lowest scoring indicators out of all 79 IIAG indicators.



Little progress has been made in the sub-category over the decade, with a marginal increase in score of +0.8, the second smallest across all ten sub-categories that have improved, and no further progress since 2015.



The small progress over the decade is most notably driven by *Disclosure of Financial & Judicial Information*. At continental level, progress has been made in budget transparency and disclosure of assets held by politicians and public officials compared to ten years ago. But in contrast, laws and judicial information have on average become less public.

Checks and balances by citizens, particularly petitions and complaint mechanisms, have improved both within the last ten and the last five years, with the speed of progress accelerating in the more recent time period.

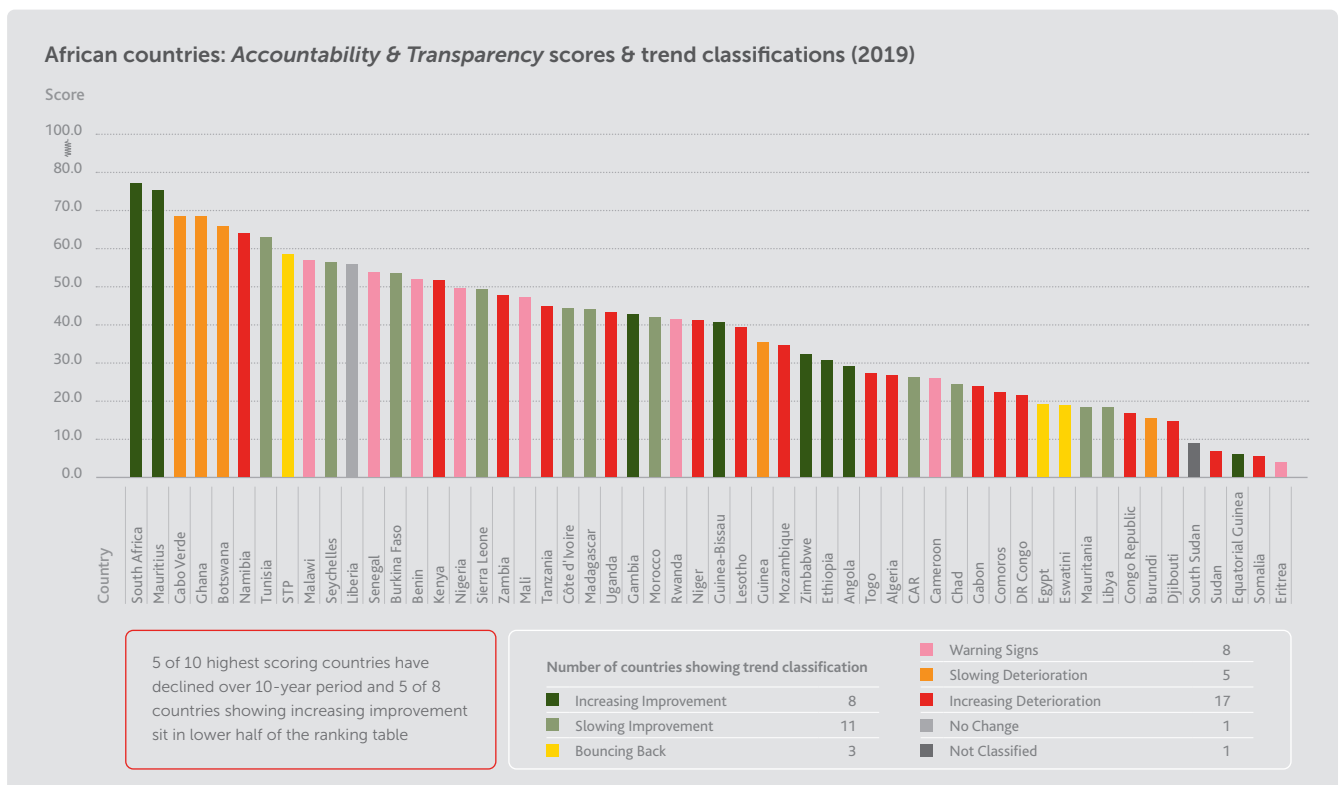
While civic checks and balances are improving, institutional checks and balances on the continent are on a concerning trajectory.

Despite an improvement over the decade, *Institutional Checks & Balances* has deteriorated over the last five years, with the rate of decline between 2015 and 2019 (annual average trend of -0.23) more than seven times the rate of improvement over the decade (+0.03).

There are better legislative checks on the executive in 2019 than in 2010, however progress has slowed down in more recent years. At the same time, in 2019 there are fewer working separations of powers and fewer sanctions for misconduct than ten years ago, with the pace of decline even having increased in these areas in the last five years.

Over the last five years, governments on the continent have become increasingly subject to undue influence, although to a lesser extent than ten years ago. The rate of decline for *Absence of Undue Influence on Government* between 2015 and 2019 (annual average trend of -0.20) is more than six times the rate of improvement over the decade (+0.03).

Accessibility of Information is the only indicator of the sub-category to have declined over the decade as information requests are of lower quality and reliability, while there is less access to party financing information. But because access to public records, legislative information and records of state-owned companies has improved over the decade and at a faster rate between 2015 and 2019, *Accessibility of Information* has seen a small increase in score in the last five years.



Anti-Corruption: accelerating improvement but still the second lowest scoring IIAG sub-category

Anti-Corruption is the only sub-category of *Security & Rule of Law* to have followed a positive trajectory both over the ten-year and five-year period, with the pace of improvement even accelerating within the last five years.

Nevertheless, with an African average score of 38.8 it remains the second lowest scoring of the 16 IIAG sub-categories with only *Accountability & Transparency* receiving a lower score.

The positive trajectory of the sub-category has most notably been driven by reduced corruption in state institutions but also in the public sector, as well as by strengthened anti-corruption mechanisms.

Levels of corruption have been reduced in all branches of government with the greatest progress made on corruption within executive powers, followed by corruption within judicial powers.

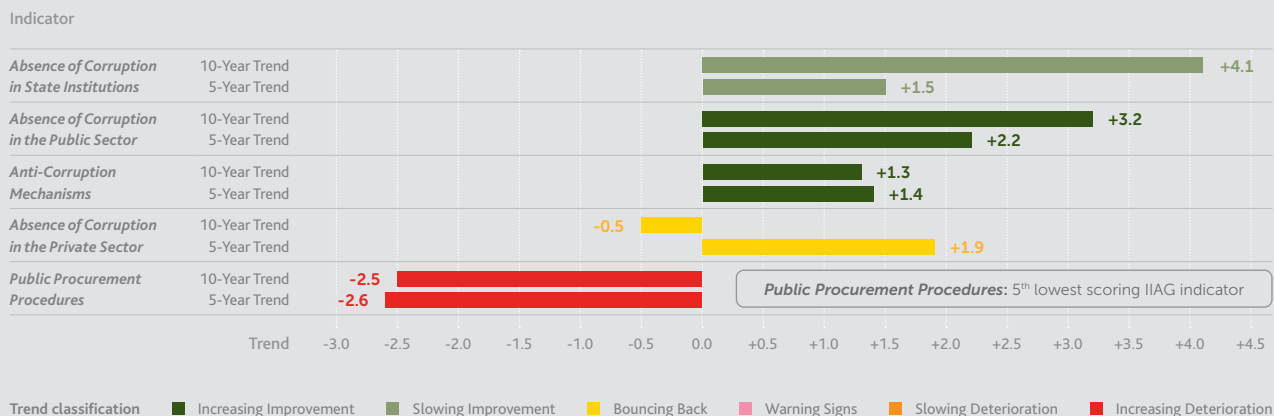
While the pace of improvement for the latter has slowed in the past five years, the former has increased its pace of progress within this period.

The prevalence of corruption within legislative branches increased again between 2015 and 2019, despite the improvement over the decade. This has led to slower improvement in *Absence of Corruption in State Institutions* in the more recent time period.

Both public sector theft and public sector bribery, including in the police and military, have been reduced at continental average level over the last decade with the positive trajectory picking up speed between 2015 and 2019.

Despite increasing by a smaller magnitude than the indicators on state institutions and public sector corruption and remaining the second lowest scoring indicator of the sub-category, *Anti-Corruption Mechanisms* has also followed a path of increasing improvement in the last five years.

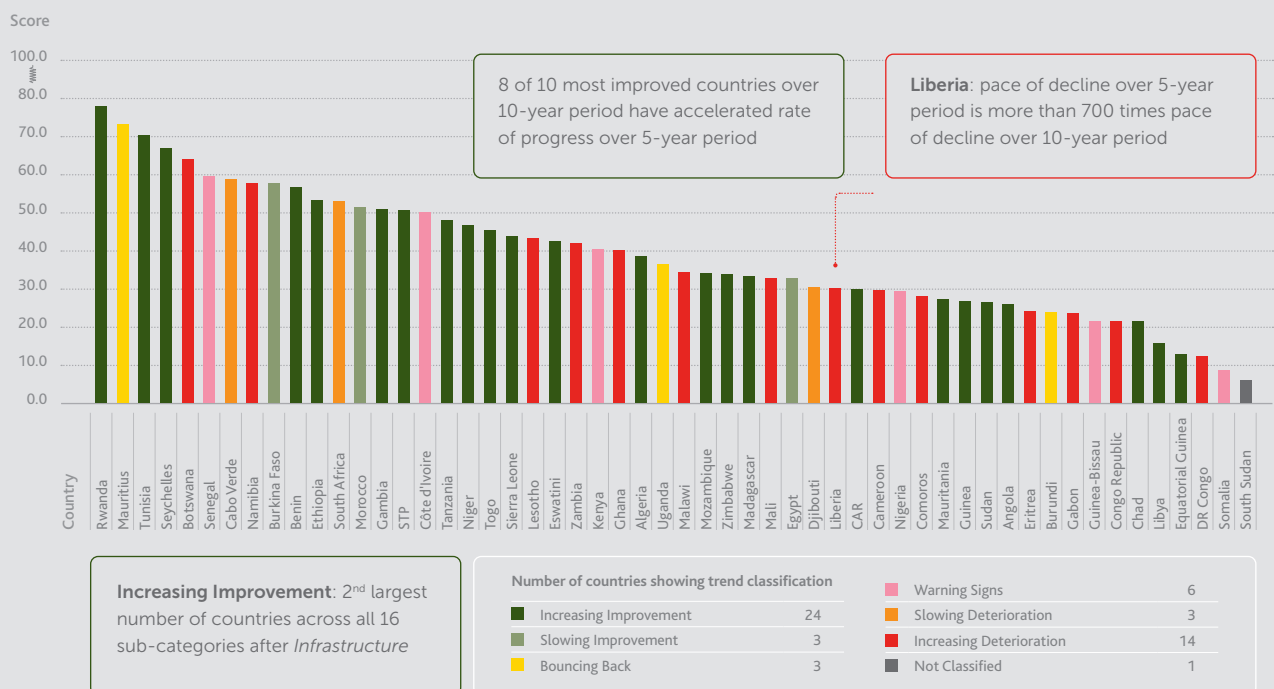
Africa: Anti-Corruption indicators, average trends & trend classifications (2010-2019 & 2015-2019)



Although corruption in the private sector is slightly more prevalent than ten years ago, progress has been made in the last five years with the continent improving its average score for *Absence of Corruption in the Private Sector* between 2015 and 2019.

A concerning trend has emerged with regards to public procurement procedures. Procurement procedures have become less competitive and sanctioning of companies that have violated the law is less rigorous than ten years ago, with the pace of decline having picked up speed in the last five years. *Public Procurement Procedures* is the lowest scoring indicator constituting the *Anti-Corruption* sub-category while also being the fifth lowest scoring indicator in the IAG overall.

African countries: Anti-Corruption scores & trend classifications (2019)



Human Development



**HUMAN DEVELOPMENT**

Health 

- Access to Healthcare
- Access to Water & Sanitation
- Control of Communicable Diseases
- Control of Non-Communicable Diseases
- Control of Child & Maternal Mortality
- Compliance with International Health Regulations

Education 


- Equality in Education
- Education Enrolment
- Education Completion
- Human Resources in Education
- Education Quality

Social Protection 

- Social Safety Nets
- Poverty Reduction Policies
- Socioeconomic Inequality Mitigation
- Access to Housing
- Absence of Undernourishment

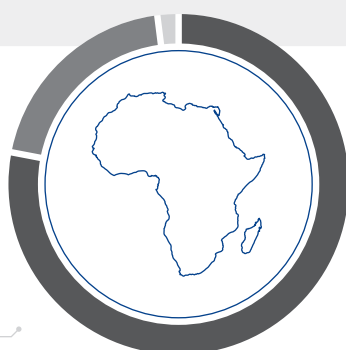
Sustainable Environment 

- Promotion of Environmental Sustainability
- Enforcement of Environmental Policies
- Air Quality
- Sustainable Management of Land & Forests
- Land & Water Biodiversity



2019 AFRICAN AVERAGE SCORE /100.0	51.9
CHANGE 2010-2019	+3.0
TREND CLASSIFICATION	Slowing Improvement 
Underlying sub-categories	2019 Score Change 2010-2019
Health	60.3 +6.8
Education	49.3 +1.7
Social Protection	42.6 -0.3
Sustainable Environment	55.4 +3.8

DIRECTION OF CHANGE 2010-2019
(NUMBER OF COUNTRIES)

42 Improved
11 Deteriorated
0 No change
1 Not available*



* 10-year trend for South Sudan is not available since the 2020 IIAG dataset does not include data for South Sudan pre 2011, as it was not yet an independent state.

TREND CLASSIFICATION	NUMBER OF COUNTRIES
Slowing Improvement	20 
Increasing Improvement	14 
Warning Signs	8 
Slowing Deterioration	5 
Increasing Deterioration	4 
Bouncing Back	2 

LARGEST IMPROVEMENT	CÔTE D'IVOIRE
CHANGE 2010-2019	+12.1
LARGEST DETERIORATION	LIBYA
CHANGE 2010-2019	-12.7

RANK/54		2019 SCORE/100.0	CHANGE 2010-2019
1	Mauritius	75.5	-0.8
2	Seychelles	75.2	+8.3
3	Algeria	73.6	+4.6
4	Tunisia	71.8	-0.7
5	Botswana	68.5	+3.6
6	Cabo Verde	67.0	-0.1
7	Morocco	66.8	+8.2
8	Egypt	65.4	+3.6
9	South Africa	64.3	-0.7
10	Rwanda	64.0	+3.6
11	Gabon	61.0	+5.2
12	Namibia	60.9	+4.2
13	Ghana	60.7	+2.4
14	Kenya	59.4	+8.1
15	São Tomé and Príncipe	59.3	+4.7
16	Senegal	58.3	+5.7
17	Tanzania	57.8	+7.2
18	Togo	55.5	+9.9
19	Benin	55.0	+3.2
20	Uganda	54.9	+3.9
20	Zimbabwe	54.9	+5.3
22	Cameroon	54.4	+7.1
23	Ethiopia	54.0	+9.6
24	Malawi	53.6	+2.7
25	Zambia	52.7	+2.1
26	Côte d'Ivoire	52.4	+12.1
27	Gambia	51.4	-1.8
28	Burkina Faso	50.7	+5.4
29	Lesotho	50.4	+2.4
30	Mali	50.3	+2.2
31	Eswatini	50.1	+0.6
32	Djibouti	48.5	+1.2
33	Comoros	48.3	+4.9
34	Mauritania	48.1	+3.1
35	Libya	47.8	-12.7
36	Burundi	47.2	+6.3
37	Nigeria	46.5	-0.2
38	Congo Republic	46.0	+2.4
38	Niger	46.0	+6.3
40	Mozambique	45.7	+2.3
41	Sierra Leone	45.6	+11.2
42	Guinea	45.2	+6.7
43	Liberia	44.3	+2.8
44	Equatorial Guinea	43.7	-1.2
45	Sudan	42.7	+2.2
46	Angola	42.3	+5.8
47	DR Congo	40.3	+3.0
48	Guinea-Bissau	38.7	-1.2
49	Madagascar	37.4	+0.4
50	Eritrea	36.9	-1.4
51	Chad	35.1	+3.8
52	Central African Republic	27.5	-0.9
53	South Sudan*	26.5	.
54	Somalia	21.3	+6.7
	AFRICAN AVERAGE	51.9	+3.0

Human Development: slowing improvement since 2015 and first ever year-on-year decline mirror the trajectory of Overall Governance in 2019

Human Development is the highest-scoring category (out of four) in 2019, with an African average score of 51.9. It is one of only two IIAG categories to have improved over the last ten (2010-2019) and five (2015-2019) years. But improvement has slowed from 2015, with an annual average trend of +0.23 compared to +0.33 over the past ten years.

Mirroring the trajectory at the *Overall Governance* level, *Human Development* registers the first year-on-year score decline in 2019 (51.9 compared to 52.0 in 2018).

Deteriorating Social Protection, as well as slowing improvement in Health and Education drive the slowdown

Performances within the category are mixed. Declining *Social Protection* as well as slowing improvement in *Health* and, to a lesser extent, *Education*, drive the slowdown at the category level.

Social Protection, the lowest scoring sub-category in *Human Development*, has deteriorated over the past decade, albeit at a slower pace between 2015 and 2019.

While achieving the second largest improvement of the 16 IIAG sub-categories over the decade (+6.8), *Health* has more than halved its pace of improvement since 2015. However, it remains the second highest scoring IIAG sub-category at the African average level in 2019.

Similarly, even though *Education* has shown improvement both in the ten-year and five-year period, progress has slowed marginally in the latest five years.

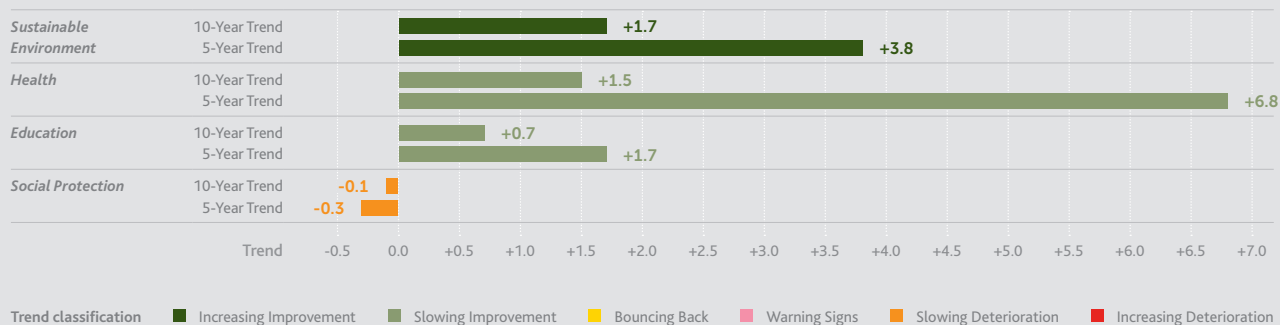
Improvement has been achieved in *Sustainable Environment* over the decade, and at an even faster pace since 2015, making it the third highest scoring IIAG sub-category in 2019.

Health: 2nd highest scoring IIAG sub-category in 2019.

Sustainable Environment: 3rd highest scoring IIAG sub-category in 2019

Africa: Human Development sub-categories, average trends & trend classifications (2010-2019 & 2015-2019)

Sub-category

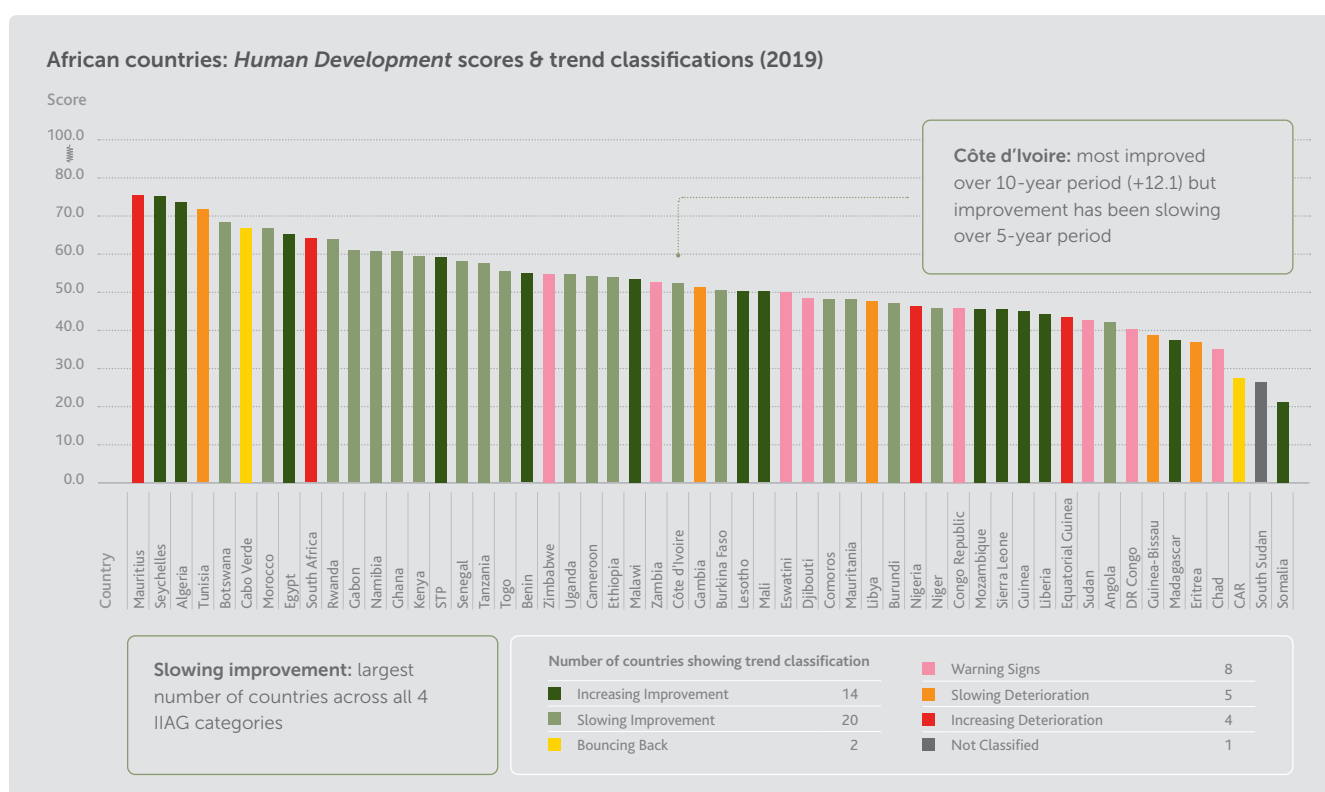


Human Development is the category where most countries follow a path of slowing improvement

The slowing progress registered at the African average level is reflected in the trajectories of most countries. Of the four IIAG categories, *Human Development* has the largest number of countries (20) that have improved at a slower pace since 2015.

The first year-on-year score decline is driven by fewer countries improving between 2018 and 2019 (26) than between 2017 and 2018 (40).

In 2019, the five highest scoring countries are Mauritius (75.5), Seychelles (75.2), Algeria (73.6), Tunisia (71.8) and Botswana (68.5). The five lowest scoring countries are Eritrea (36.9), Chad (35.1), Central African Republic (27.5), South Sudan (26.5) and Somalia (21.3).



Of the ten highest ranking countries in 2019, only Seychelles, Algeria and Egypt have been on a path of increasing improvement, with progress over the decade accelerating in the most recent five years.

Meanwhile, Botswana, Morocco and Rwanda, though still following a positive trajectory over the decade, have seen their progress slow since 2015.

More worryingly, the four remaining of the ten best performers have deteriorated over decade. While Tunisia has managed to slow deterioration in the last five years, decline has worsened in Mauritius and South Africa over the same period. Cabo Verde is bouncing back, having improved between 2015 and 2019.

In the rest of the upper half of the ranking table, between 11th ranked Gabon and 27th ranked Gambia, only three countries, São Tomé and Príncipe, Benin and Malawi, have followed a path of increasing improvement. Gambia is the only country to have deteriorated since 2010, though at a slower pace in the second half of the decade.

Out of the ten lowest scoring countries, only three have registered a decline in the ten-year period. However, none of these have increased their rate of deterioration in the latest five years.

Trend performance is diverse among the bottom ten countries. Six of them have managed to increase their score over the

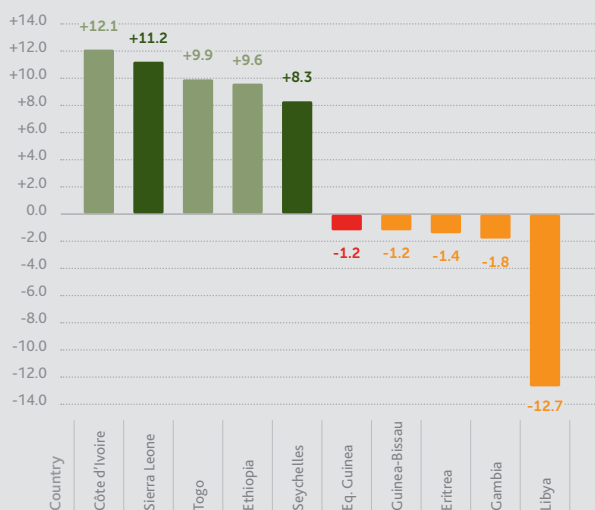
past ten years, but Sudan, DR Congo and Chad have exhibited warning signs since 2015. Progress in Angola has slowed in the latest five years, while Madagascar and Somalia have managed to increase improvement.

In the lower half of the rankings table, between 28th ranked Burkina Faso and 44th ranked Equatorial Guinea, 14 countries have seen their scores increase over the ten-year period, six of them at an even faster pace over the five-year period. Only three countries have registered a decline over the decade. Of these, Libya has managed to slow its deterioration in the latest five years, while for Nigeria and Equatorial Guinea deterioration has worsened.

Somalia: lowest scoring country in 2019 (21.3), but increasing progress has led to 2nd largest improvement over 5-year period (+5.3)

Selected African countries: *Human Development*, 5 most improved & 5 most deteriorated countries (2010-2019)

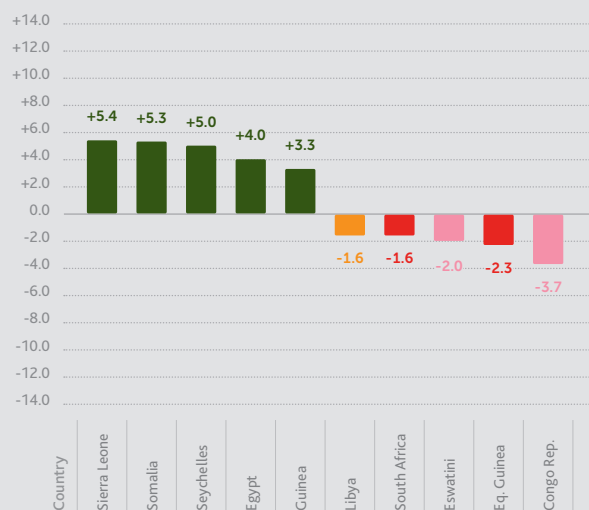
10-Year Trend



Trend classification: ■ Increasing Improvement ■ Slowing Improvement ■ Bouncing Back ■ Warning Signs ■ Slowing Deterioration ■ Increasing Deterioration

Selected African countries: *Human Development*, 5 most improved & 5 most deteriorated countries (2015-2019)

5-Year Trend



Sierra Leone: ranking 41st in 2019, has experienced 2nd largest improvement over 10-year period (+11.2) and largest over 5-year period (+5.4)

Libya: has dropped more in rank (-26) than any other country over 10-year period

Health: still second highest scoring in 2019 and second most improved IIAG sub-category over the decade, but progress has slowed since 2015

With an African average score of 60.3, *Health* is the second highest scoring of the IIAG's 16 sub-categories in 2019.

Health is also the second most improved IIAG sub-category over the decade (+6.8), but only the fourth between 2015 and 2019 (+1.5).

Its pace of improvement has halved since 2015 with an annual average trend of +0.38 compared to +0.76 over the ten years.

This slowing progress in the latest five years has been driven by all six underlying indicators, which have either been on a path of slowing improvement or been registering warning signs.

Since 2015, *Access to Healthcare* on the continent has become slightly more restricted, threatening to reverse the small progress made over the decade. This discouraging later trend is driven by increasing levels of out-of-pocket spending on healthcare by Africa's citizens between 2015 and 2019.

Likewise, even though it is the most improved indicator in the *Human Development* category over the ten-year period, as well as the third most improved of all the 79 IIAG indicators, progress in *Compliance with International Health Regulations (IHR)* has stalled over the latest five years.

Control of Communicable Diseases is the second most improved indicator in the category over the past decade, and the most improved in the latest five years. However, its pace of improvement has slowed since 2015.

The slackening trend has been driven by slower progress in the provision of antiretroviral therapy to HIV-positive people, especially among pregnant women, as well as in the fight against malaria deaths.

On the other hand, child immunisation coverage against measles, DPT and Hepatitis B has extended over the decade and at an even faster pace over the latest five years.

Compared to ten years ago, there are fewer child and maternal deaths on the continent. Even though the pace of improvement in both these areas has slowed since 2015, *Control of Child & Maternal Mortality* is still the third most improved indicator in the category over both time periods.

While there has been some improvement in the *Control of Non-Communicable Diseases* over the past decade, progress has slowed marginally since 2015 in an area that is increasingly challenging for African health systems. This is mostly due to increasing levels of metabolic risks.

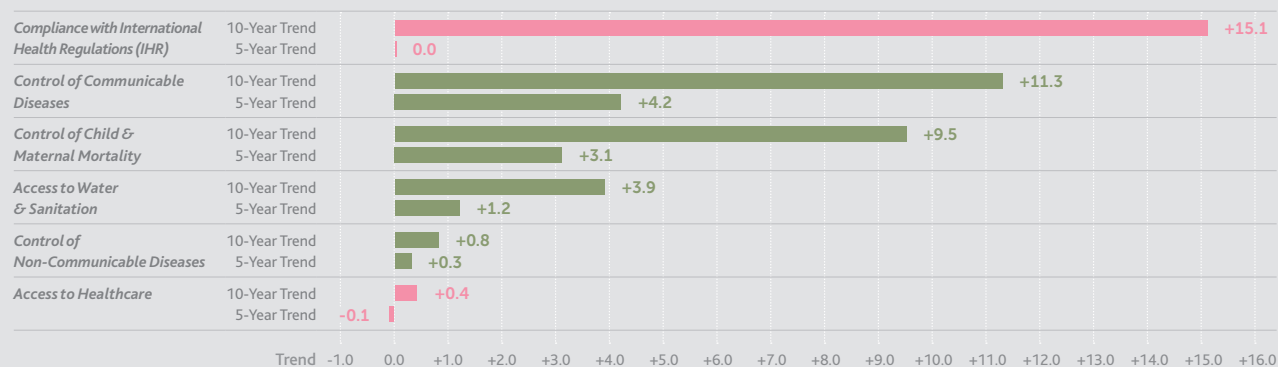
Finally, access to water and sanitation for Africa's citizens has increased both in the ten-year and five-year periods, albeit at a slower pace in the latter. This has been driven by slower progress in extending the availability of drinking water, as well as handwashing and improved sanitation facilities.

Compliance with International Health Regulations

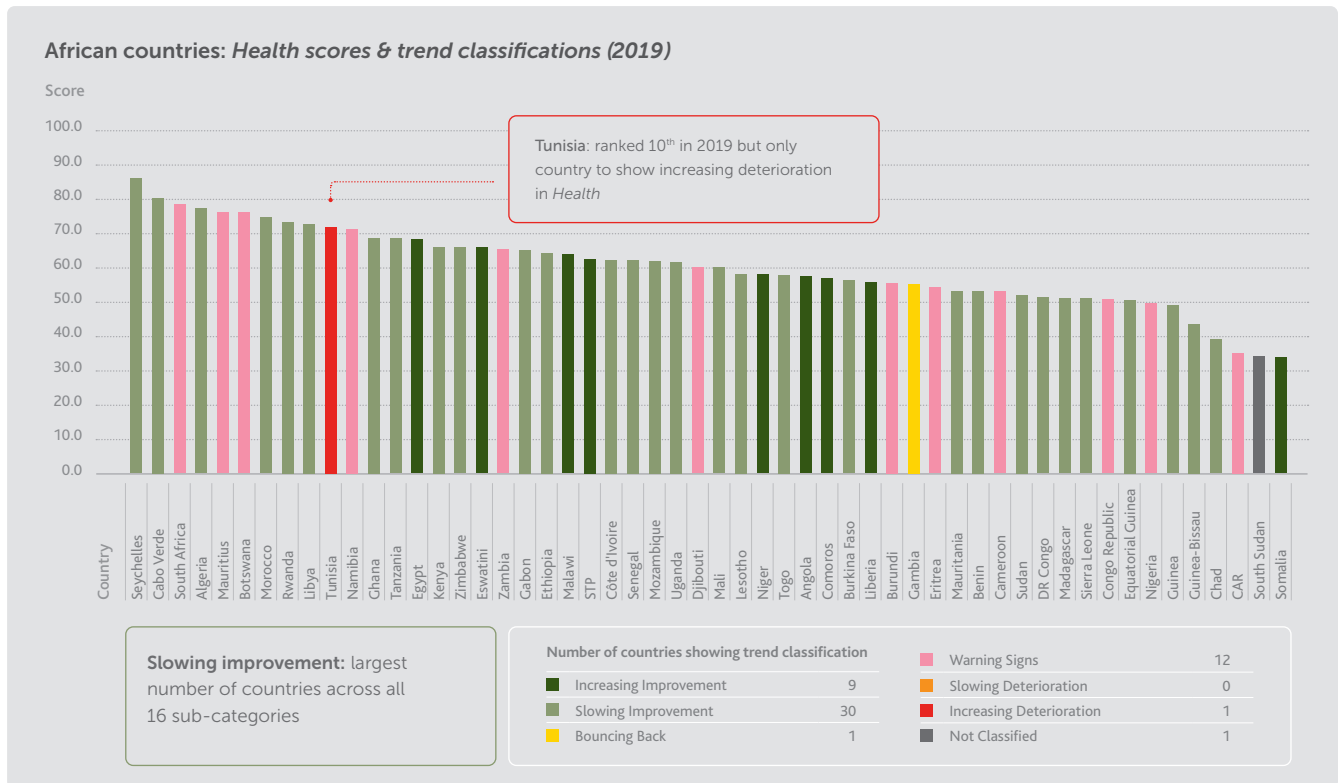
(IHR): 3rd most improved IIAG indicator and most improved in category over 10-year period

Africa: Health indicators, average trends & trend classifications (2010-2019 & 2015-2019)

Indicator



Trend classification ■ Increasing Improvement ■ Slowing Improvement ■ Bouncing Back ■ Warning Signs ■ Slowing Deterioration ■ Increasing Deterioration



Somalia: lowest scoring country in 2019 (34.0), but 4th most improved country over 5-year period (+5.1)

Sierra Leone: only country to feature among 5 largest improvers over both 10-year period (+21.6) and 5-year period (+4.4)

Education: progress has marginally slowed since 2015

With a 2019 score of 49.3, *Education* is the second lowest scoring sub-category within *Human Development* at the African average level.

Still the fourth most improved of the IIAG's 16 sub-categories over the past decade, *Education* has seen its progress slow slightly since 2015, with an annual average trend of +0.18 between 2015 and 2019 compared to +0.19 over the ten-year period.

This slowing trajectory in the latest five years has been driven by three of the five underlying indicators, three of them having seen the pace of improvement slowing.

Firstly, although education enrolment rates have increased over the decade, the pace of progress has reduced more than three-fold

since 2015, mostly due to an increasingly declining enrolment rate in primary education, as well as an enrolment rate in pre-primary education that has reverted to decline between 2015 and 2019.

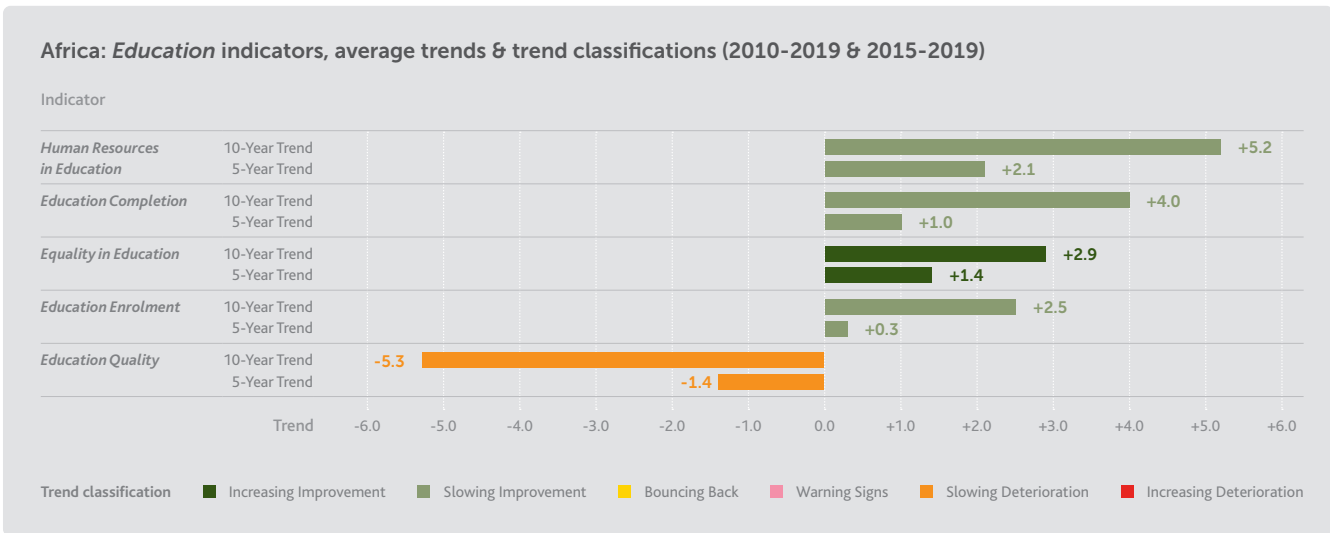
Even though it is the second most improved indicator in the sub-category over the last ten years, the pace of improvement in *Education Completion* has nearly halved since 2015, due to slowing improvement in both the completion rate of primary education and the expected years of schooling throughout a child's life.

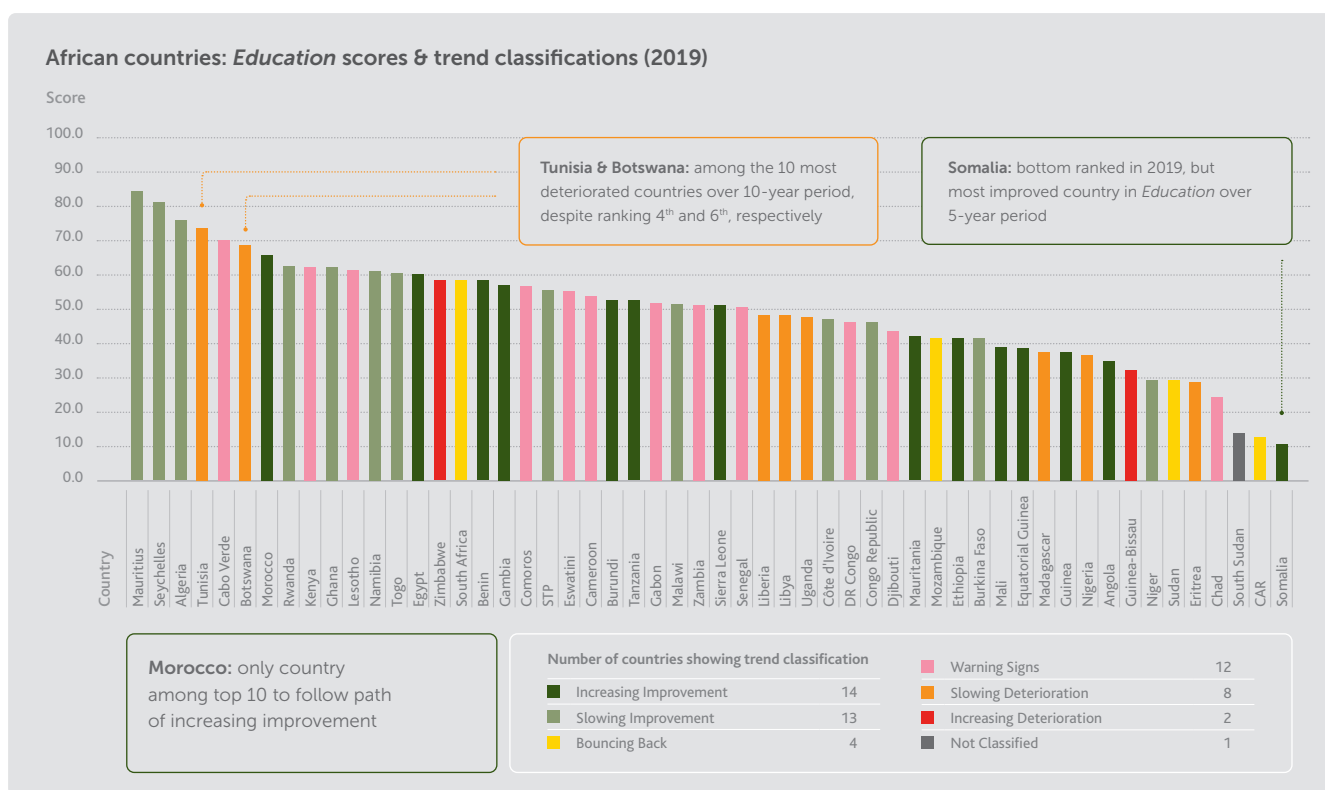
Similarly, despite being the seventh highest scoring IIAG indicator in 2019 and the ninth most improved over the past decade, the rate of progress in *Human Resources in Education* has slightly slowed since 2015, driven by slower progress in increasing the number of teachers per pupil in primary education. Despite this, it is still the most improved *Education* indicator between 2015 and 2019.

Compared to ten years ago, education quality on the African continent is lower. *Education Quality* is the seventh most deteriorated IIAG indicator over the ten-year period. Although the speed of decline has slowed since 2015, it is still the second most deteriorated indicator in the *Human Development* category between 2015 and 2019. Further deterioration has been prevented by the *Education Alignment with Market Needs* sub-indicator, which is bouncing back, having registered an improvement since 2015 amidst a general deterioration over the decade.

Human Resources in Education: 7th highest scoring IIAG indicator and 9th most improved over 10-year period

Education Quality: 7th most deteriorated IIAG indicator over 10-year period





Social Protection: concerning trends for the fourth lowest scoring IAG sub-category in 2019 and the only one in Human Development to have declined since 2010

Social Protection is the lowest scoring sub-category (42.6) within *Human Development* and the fourth lowest scoring of all the 16 IAG sub-categories. It is the only *Human Development* sub-category to have deteriorated over the decade, although deterioration has slowed since 2015.

The main driver of this decline is the deteriorating effectiveness of countries' *Poverty Reduction Policies*. Although there seem to be more and better policies and service delivery regarding access to health and education, as well as better service delivery, there also appear to be more socioeconomic barriers than ten years ago, with larger parts of the population being excluded from society due to poverty and inequality. The issue has become even more prominent within the last five years as the rate of decline for *Poverty Reduction Policies* between 2015 and 2019 (annual average trend of -0.75) has more than doubled compared to the ten-year period (-0.31).

Africans also have less access to housing than ten years ago with the problem having accelerated in the latest five years. The annual average trend of decline for *Access to Housing* between 2015 and 2019 (-0.25) is more than ten times as high as that over

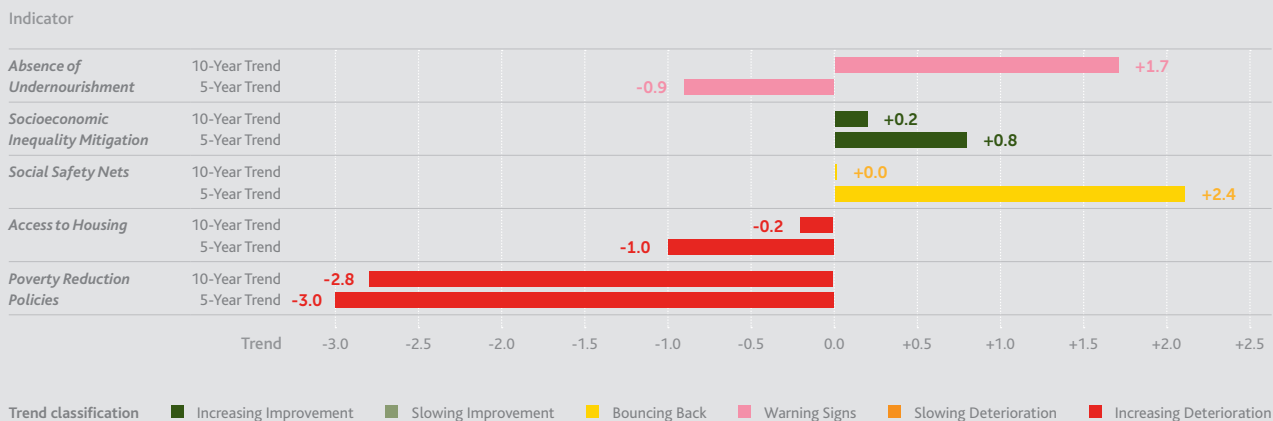
the decade (-0.02). While the proportion of the urban population living in slums has on average been reduced, urban housing has become less affordable. Housing constitutes a major area of concern as the indicator *Access to Housing* (32.8) is one of the ten lowest scoring indicators across the whole IAG in 2019.

No improvement has been made over the decade in *Social Safety Nets*, which also features among the ten lowest scoring of the 79 IAG indicators. However, the indicator is the most improved of all *Social Protection* indicators since 2015, reversing earlier declines during the decade.

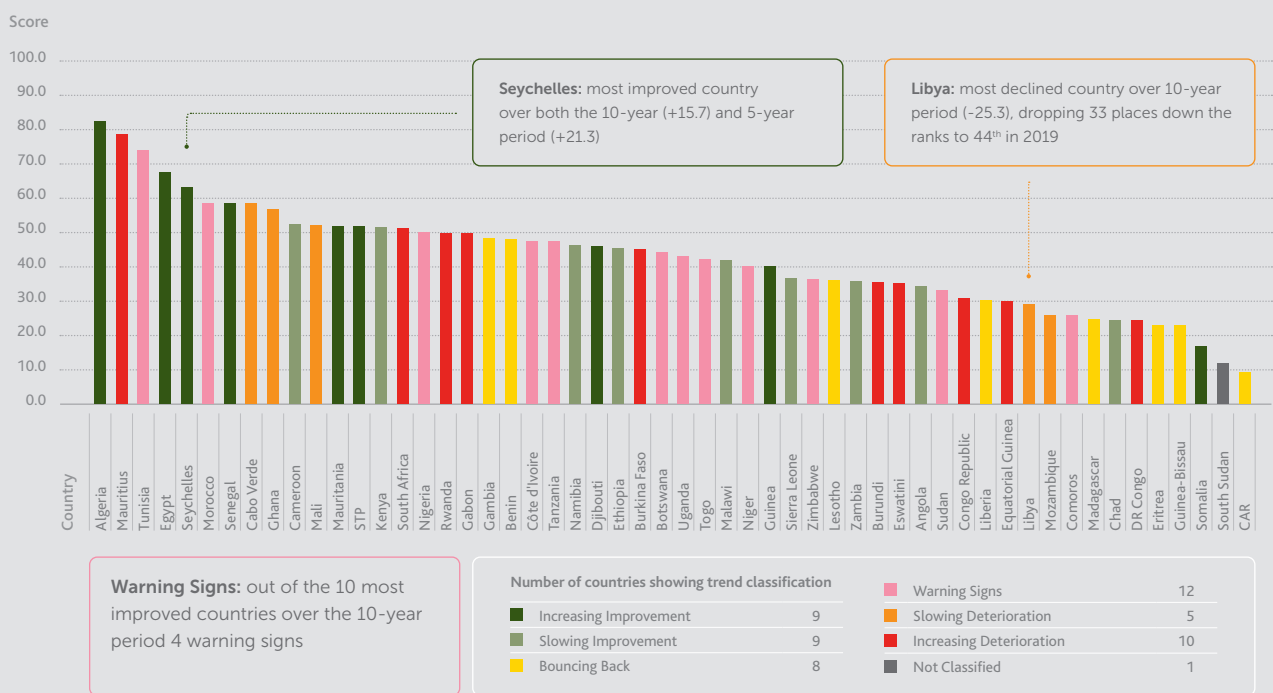
Progress, albeit small, has been made in *Socioeconomic Inequality Mitigation* and the improvement has been nine times faster in the latest five years, with an annual average trend of +0.20 compared to +0.02 between 2010 and 2019. Although public expenditures and revenue recollection have become less consistent with national poverty reduction priorities, African countries have offset some of this by improving income equality.

The continent has made progress in eliminating undernourishment. *Absence of Undernourishment* is the most improved indicator in *Social Protection* over the decade. However, on average the continent has followed a negative trajectory since 2015, threatening to overturn the progress made. The annual average decline over the last five years (-0.23) has been quicker than the annual average progress over the decade (+0.19).

Africa: Social Protection indicators, average trends & trend classifications (2010-2019 & 2015-2019)



African countries: Social Protection scores & trend classifications (2019)



Mauritius: most deteriorated over 10-year period (-11.0) and 2nd most deteriorated over 5-year period (-10.4), despite being ranked 2nd

Somalia & Eritrea: 3rd (+6.3) and 4th (+4.2) most improved countries respectively over 5-year period, despite being ranked 52nd and 50th

Sustainable Environment: the only IIAG sub-category where every single indicator improved over the whole decade

Sustainable Environment is the third best scoring sub-category in 2019 (55.4). It is also the third most improved sub-category in the IIAG over the decade (+3.8) and the second most improved in the latest five years (+1.7), having marginally increased its pace of progress in the latter period.

All underlying indicators of the sub-category have improved both over the ten-year and five-year period. *Sustainable Environment* is the only sub-category of the 16 in the IIAG to achieve this.

The continent has on average stepped up in promoting environmental sustainability through policies and regulations and has also become more rigorous in enforcing such policies, having accelerated efforts over the last five years.

The continent has further seen progress with regards to air quality, management of land and forests, as well as biodiversity.

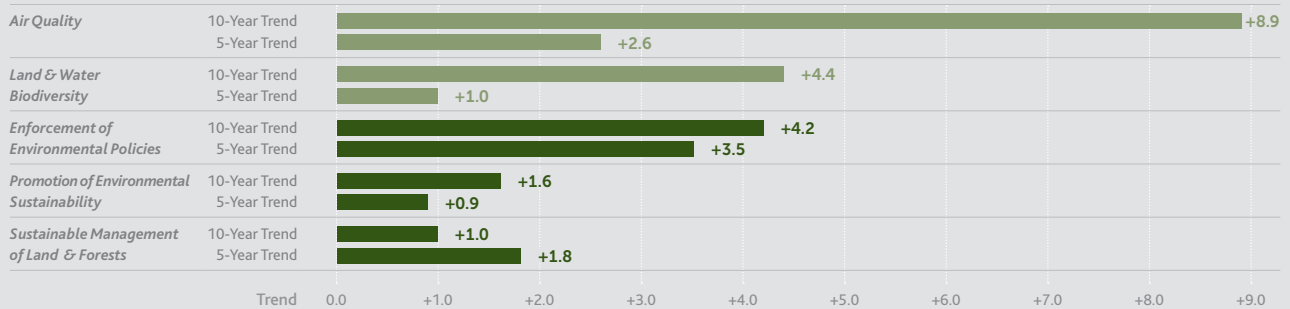
On average over the last ten years most progress has been made in improving air quality, including a reduction in household air pollution. The annual average trend of improvement has slightly slowed since 2015.

Both terrestrial biomes and marine areas are better protected than ten years ago, although the rate of progress has almost halved over the second half of the decade for *Land & Water Biodiversity*, with an annual average trend of +0.25 between 2015 and 2019 compared to +0.49 over the decade.

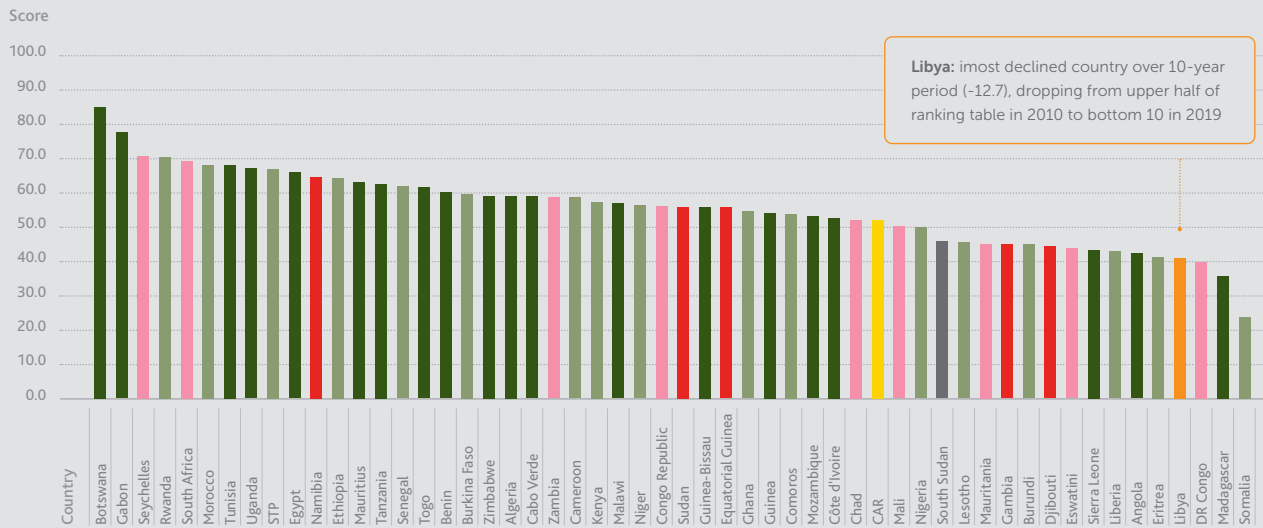
The least progress has been made in the sustainable management of land and forests. On average, countries have made progress in the sustainability and diversification of agriculture. However, primary forest loss has worsened over the last ten years.

Africa: Sustainable Environment indicators, average trends & trend classifications (2010-2019 & 2015-2019)

Indicator



African countries: Sustainable Environment scores & trend classifications (2019)



Libya: most declined country over 10-year period (-12.7), dropping from upper half of ranking table in 2010 to bottom 10 in 2019

Mauritius: only IAG sub-category where it does not rank among top 10

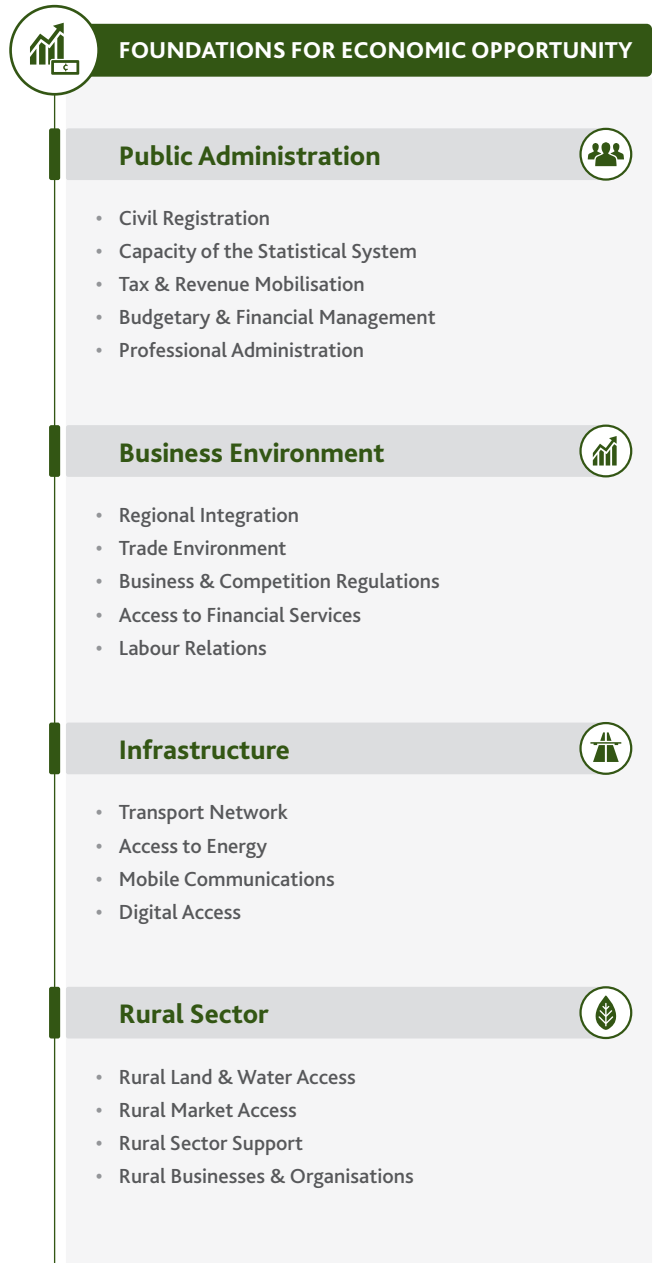
Number of countries showing trend classification			
Increasing Improvement	20	Warning Signs	9
Slowing Improvement	17	Slowing Deterioration	1
Bouncing Back	1	Increasing Deterioration	5
		Not Classified	1


Gabon: most improved over both 10-year (+18.5) and 5-year period (+14.5), rising to 2nd best scoring in 2019

Morocco: 2nd most improved over 10-year period (+15.9), moving from lower half of the ranking table in 2010 to top 10 in 2019

Equatorial Guinea: 2nd most declined country over 10-year period (-7.2), dropping from top 10 in 2010 to lower half of ranking table in 2019

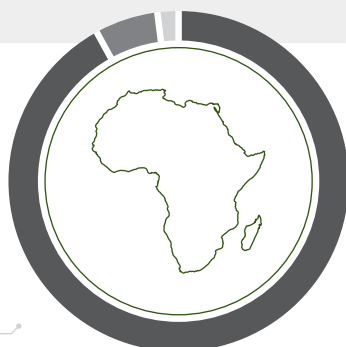
Foundations for Economic Opportunity









2019 AFRICAN AVERAGE SCORE /100.0	47.8
CHANGE 2010-2019	+4.1
TREND CLASSIFICATION	Slowing Improvement 
Underlying sub-categories	2019 Score Change 2010-2019
Public Administration	47.5 +0.1
Business Environment	49.4 +1.7
Infrastructure	43.4 +12.8
Rural Sector	51.5 +1.4

DIRECTION OF CHANGE 2010-2019
(NUMBER OF COUNTRIES)

50 Improved
3 Deteriorated
0 No change
1 Not available*



* 10-year trend for South Sudan is not available since the 2020 IIAG dataset does not include data for South Sudan pre 2011, as it was not yet an independent state.

TREND CLASSIFICATION	NUMBER OF COUNTRIES
Increasing Improvement	22 
Slowing Improvement	16 
Warning Signs	12 
Bouncing Back	2 
Increasing Deterioration	1 
Slowing Deterioration	0 

LARGEST IMPROVEMENT	ZIMBABWE
CHANGE 2010-2019	+19.5
LARGEST DETERIORATION	LIBYA
CHANGE 2010-2019	-4.4

RANK/54		2019 SCORE /100.0	CHANGE 2010-2019
1	Mauritius	76.0	+3.6
2	Cabo Verde	72.8	+3.5
3	Morocco	70.1	+10.9
4	Rwanda	67.6	+13.2
5	Kenya	66.7	+9.8
6	Tunisia	66.2	+2.7
7	Seychelles	66.1	+9.1
8	South Africa	64.1	+0.1
9	Namibia	62.7	+12.8
10	Senegal	61.9	+5.4
11	Egypt	61.6	+6.0
12	Ghana	60.9	+6.3
13	Botswana	58.8	+4.9
14	Gambia	57.0	+4.7
15	Uganda	55.0	+4.7
16	Algeria	54.7	+8.2
17	Benin	53.5	+4.1
18	Tanzania	52.7	+2.4
19	Burkina Faso	51.2	+1.3
20	Mozambique	51.1	+5.4
21	Côte d'Ivoire	50.8	+11.6
22	Eswatini	50.3	+8.7
22	Zambia	50.3	+4.0
24	Ethiopia	49.7	+5.6
25	Lesotho	49.0	+3.8
26	Mali	48.7	+3.1
27	São Tomé and Príncipe	48.1	+7.1
28	Nigeria	47.8	+1.0
29	Cameroon	47.2	+1.2
29	Zimbabwe	47.2	+19.5
31	Djibouti	46.3	+7.2
31	Malawi	46.3	+0.7
33	Togo	45.4	+6.8
34	Sierra Leone	45.3	+5.0
35	Mauritania	43.1	+0.6
36	Guinea	43.0	+6.0
36	Niger	43.0	+2.8
38	Madagascar	42.2	+0.7
39	Gabon	41.5	+3.9
40	Comoros	38.7	+1.3
41	Liberia	37.4	+3.2
41	Sudan	37.4	+3.1
43	Burundi	37.0	+3.0
44	Congo Republic	35.3	+2.6
45	Angola	34.3	+5.5
46	Libya	33.9	-4.4
47	Chad	33.5	+2.1
48	DR Congo	31.8	+0.9
49	Guinea-Bissau	30.9	-0.8
50	Central African Republic	25.5	-3.5
51	Eritrea	25.3	+0.3
52	Equatorial Guinea	25.0	+3.6
53	South Sudan*	19.9	.
54	Somalia	18.4	+10.8
	AFRICAN AVERAGE	47.8	+4.1

Foundations for Economic Opportunity: IIAG’s most improved category since 2010

With an African average score of 47.8 in 2019, *Foundations for Economic Opportunity* ranks third among the four IIAG categories behind *Human Development* (51.9) and *Security & Rule of Law* (49.5). Sizeable improvements over the decade (2010-2019) mean it is no longer the lowest scoring category in the IIAG as it was in 2010 and has since overtaken *Participation, Rights & Inclusion* (46.2).

Foundations for Economic Opportunity is the most improved category in the IIAG, with a score increase of +4.1 over the ten-year period.

The overall rate of improvement in this category has almost remained stable, although it has slowed very slightly in the last five years (2015-2019) with an annual average trend of +0.46

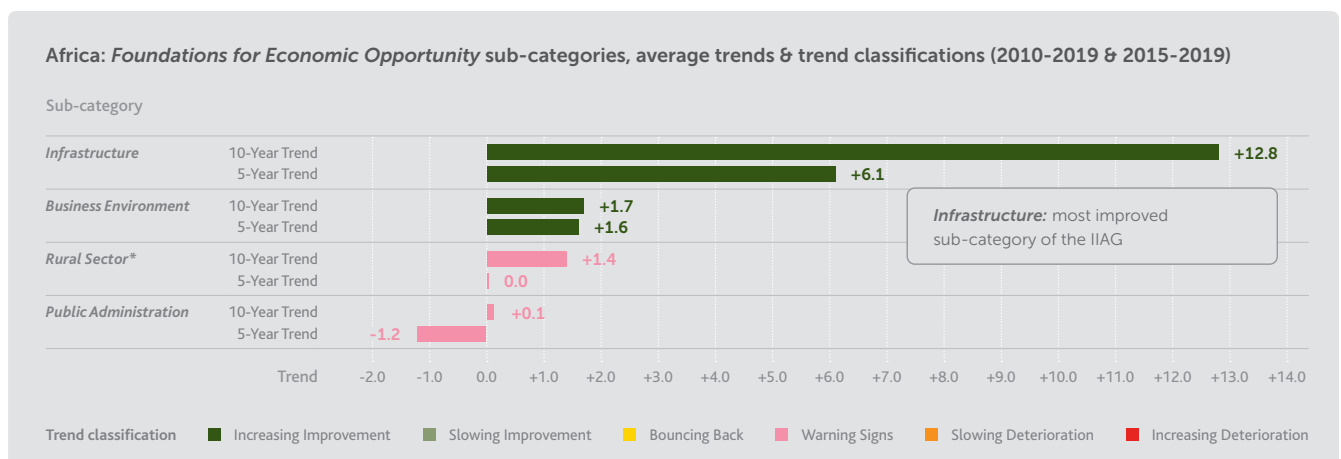
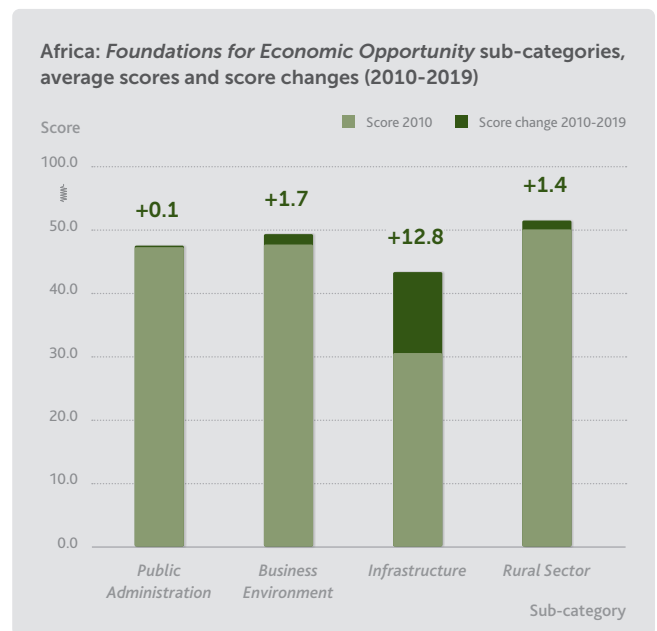
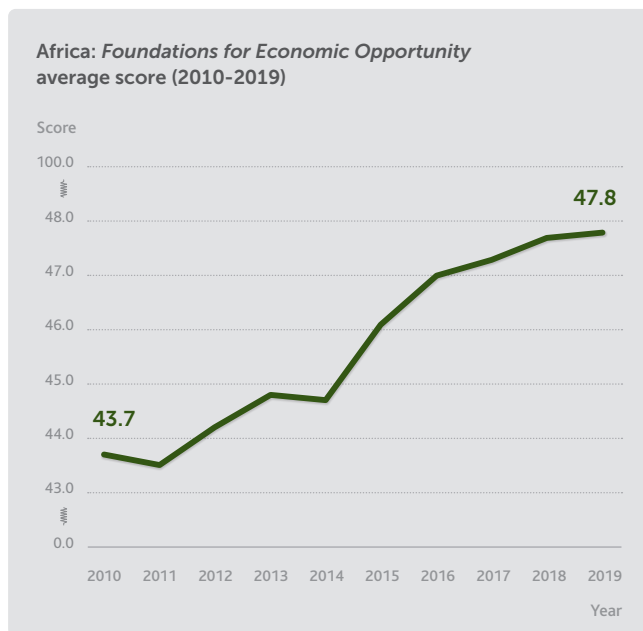
for the decade dropping to +0.43. Nevertheless, it is still improving at almost twice the rate of *Human Development*, the next most improved category in this period (annual average trend of +0.23).

All sub-categories have improved over the decade, with the largest progress in Infrastructure

All of the four *Foundations for Economic Opportunity* sub-categories have improved over the decade.

Infrastructure has been the main driver of improvement, with the African average score increasing by +12.8 between 2010 and 2019, more than seven times any of the other three sub-categories.

Improvements in *Business Environment* (+1.7) and *Rural Sector* (+1.4) have been more modest, while the *Public Administration* sub-category has almost stalled (+0.1).



*Trend classifications are not considered relevant for the 2020 IIAG Rural Sector sub-category analysis. As the latest data year available from source is 2015, all data points in 2016-2019 have had to be estimated and five-year trends (2015-2019) are static. See methodological notes for more information.

Over the ten-year period, four of the IIAG’s five most improved indicators (out of 79) belong to the *Foundations for Economic Opportunity* category, three of which are sitting under *Infrastructure*.

Africa: IIAG indicators, 5 most improved average scores (2010-2019)

Sub-category	Indicator	2019 Score	Change 2010-2019
Infrastructure	Mobile Communications	57.8	+22.3
Infrastructure	Digital Access	24.6	+18.4
Health	Compliance with International Health Regulations (IHR)	56.7	+15.1
Business Environment	Access to Financial Services	35.7	+13.0
Infrastructure	Access to Energy	52.7	+12.3

All countries but three have improved over the decade

In 2019, Mauritius (76.0) is the top scorer in *Foundations for Economic Opportunity*, a position it has maintained over the whole decade (2010-2019). Cabo Verde (72.8) is the next best scorer in 2019, while Morocco (70.1), Rwanda (67.6) and Kenya (66.7) make up the rest of the top five on the back of large improvements over the decade.

Over the ten-year period, 50 countries have improved their score, the most of any category. For 22 of them, the rate of improvement has increased since 2015, again more than in any other category.

Only Libya (-4.4), Central African Republic (-3.5) and Guinea-

Bissau (-0.8) have seen their scores decline. Libya is the only country to have seen an increasing deterioration, with an annual average trend of -0.49 over the ten years dropping to -0.89 over the latest five years.

Zimbabwe is the most improved country over the decade, with an increase of +19.5 between 2010 and 2019.

However, this positive trend remains fragile. Twelve countries have already displayed warning signs, as their overall positive trend for the decade has been jeopardised by a decline in the last five years.

These warning signs are greatest in South Africa (-3.0), DR Congo (-2.4) and Eritrea (-2.3), while even top scorer Mauritius has seen its score drop in the last five years (-0.4).

African countries: *Foundations of Economic Opportunity* scores & trend classifications (2019)



Increasing Improvement: largest number of countries across all 4 categories
Warning Signs: largest number of countries across all 4 categories

Number of countries showing trend classification			
Increasing Improvement	22	Warning Signs	12
Slowing Improvement	16	Slowing Deterioration	0
Bouncing Back	2	Increasing Deterioration	1
		Not Classified	1

Infrastructure: though still low scoring in 2019, it is the best trending IIAG sub-category over the decade

Despite being the lowest scoring of the *Foundations for Economic Opportunity* sub-categories, *Infrastructure* (+12.8) is the most improved sub-category (out of 16) across the whole IIAG.

The African average annual trend over the past decade for *Infrastructure* reaches +1.42, almost twice that of the IIAG's next most improved sub-category, *Health* (+0.76). The rate of improvement has also accelerated over the last five years, with an annual average trend of +1.53 between 2015 and 2019.

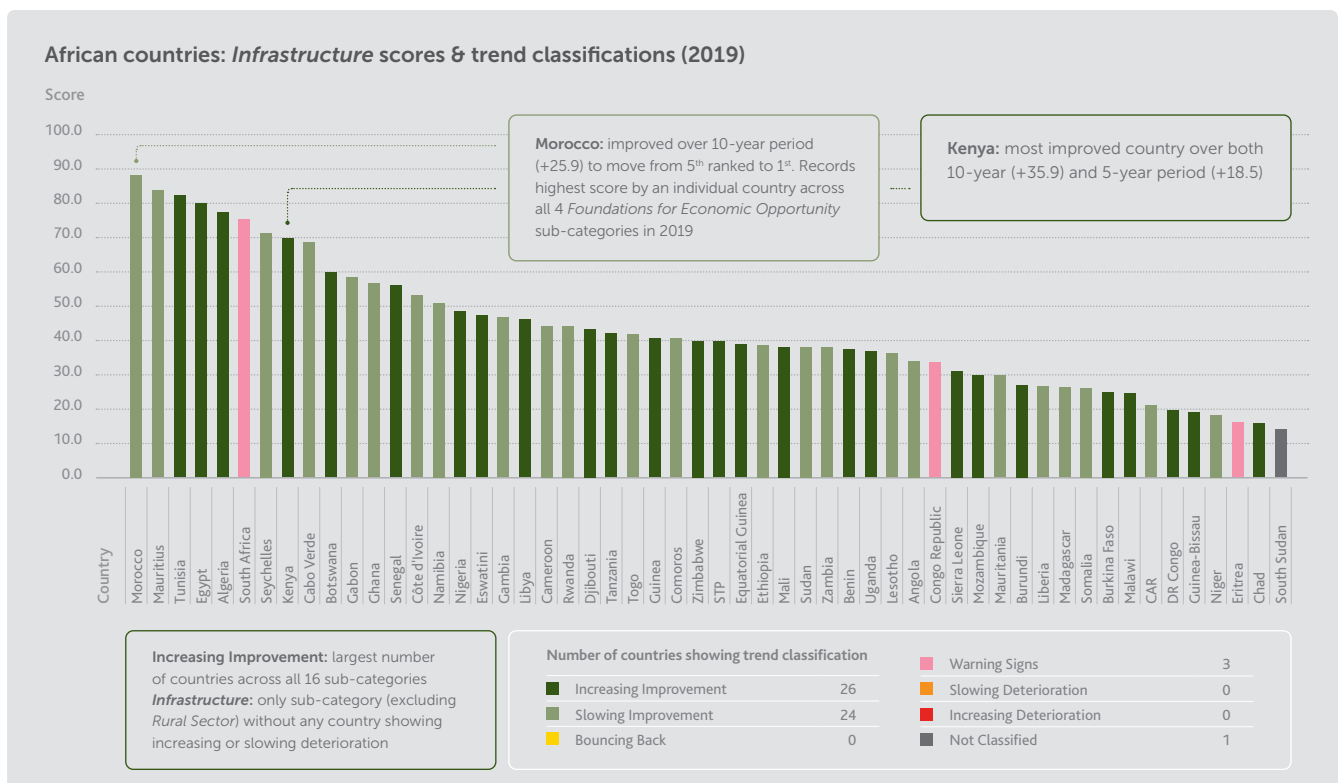
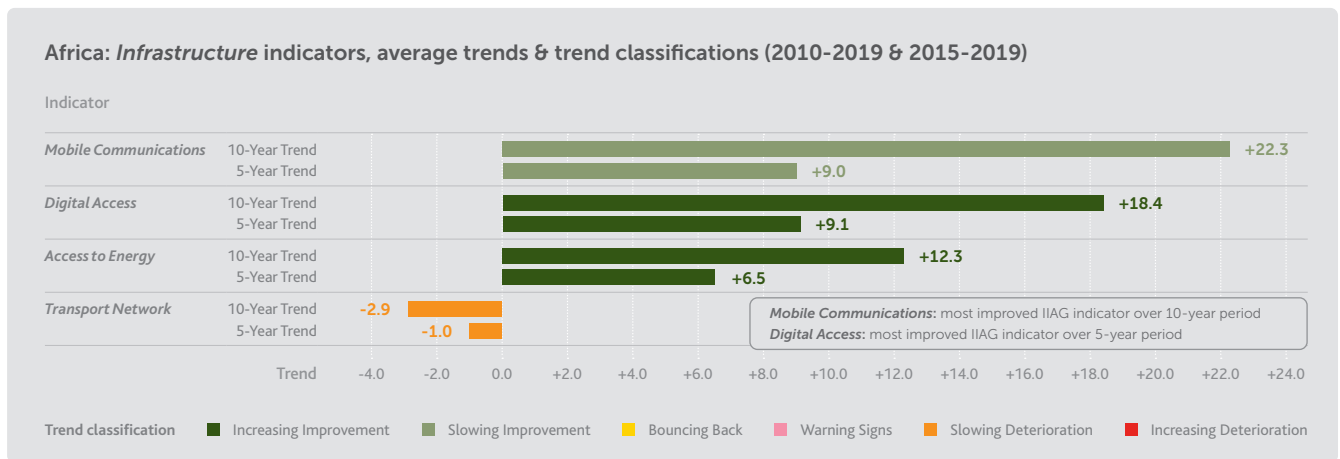
The underlying picture for this sub-category is, however, more complicated than the numbers suggest, as the dramatic improvements seen are not shared across all forms of

infrastructure, but driven primarily by improvements in *Mobile Communications* (+22.3) and *Digital Access* (+18.4).

The last decade has been characterised by the proliferation of accessible and affordable mobile phones and internet, as well as an increasing share of households with a computer and secure, fast internet access. Nevertheless, there is still more progress to be made with *Digital Access* remaining the second lowest scoring indicator on the IIAG.

Some of the more conventional forms of infrastructure have deteriorated, with a decline in the quality of air infrastructure and in the performance of the postal service.

However, provision of energy has substantially improved, with the share of Africans with access to electricity growing at an increasing rate.



Business Environment: better access to financial services drives progress

Business Environment is the second most improved sub-category in Foundations for Economic Opportunity and shares the place of fourth most improved sub-category of the IIAG with Education, the African average score having increased by +1.7 between 2010 and 2019.

Recent trends have shown further positive signs, with the rate of improvement in the last five years (annual average trend of +0.40) more than double that for the decade (+0.19).

The improvement has been largely driven by increased Access to Financial Services (+13.0), namely bank accounts and digital payment services.

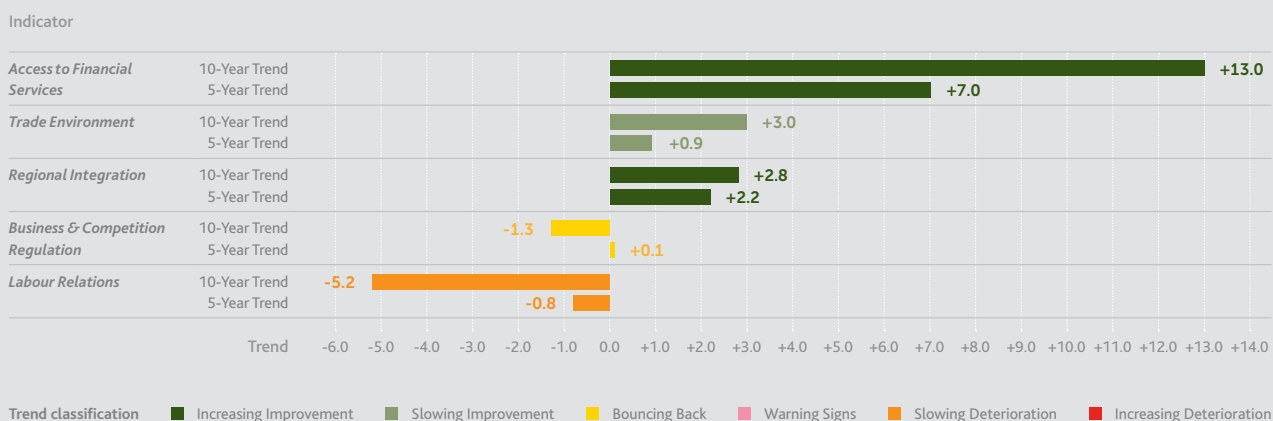
Access to such services has improved over the ten-year period and has expanded at an increasing rate in the last five years.

Improved efforts by governments to promote regional integration and more efficient customs and border management have also, to a lesser extent, contributed to the improving Business Environment on the continent.

However, this positive trajectory for the decade masks a concerning decline in the freedom of trade unions and decreased cooperation in labour-employer relations.

Access to Financial Services while still low scoring, is the fourth most improved indicator on the IIAG over the decade and has improved at the third fastest rate of any IIAG indicator since 2015 (annual average trend of +1.75). This has mostly been driven by a surge in the Use of Digital Payments since 2015 (+11.6)

Africa: Business Environment indicators, average trends & trend classifications (2010-2019 & 2015-2019)



African countries: Business Environment scores & trend classifications (2019)



Mauritius: best scoring country with an increasing rate of improvement, but deteriorating in indicator *Labour Relations* (-13.6) over 10-year period

Public Administration: almost at standstill as 31 countries have shown signs of deterioration since 2015

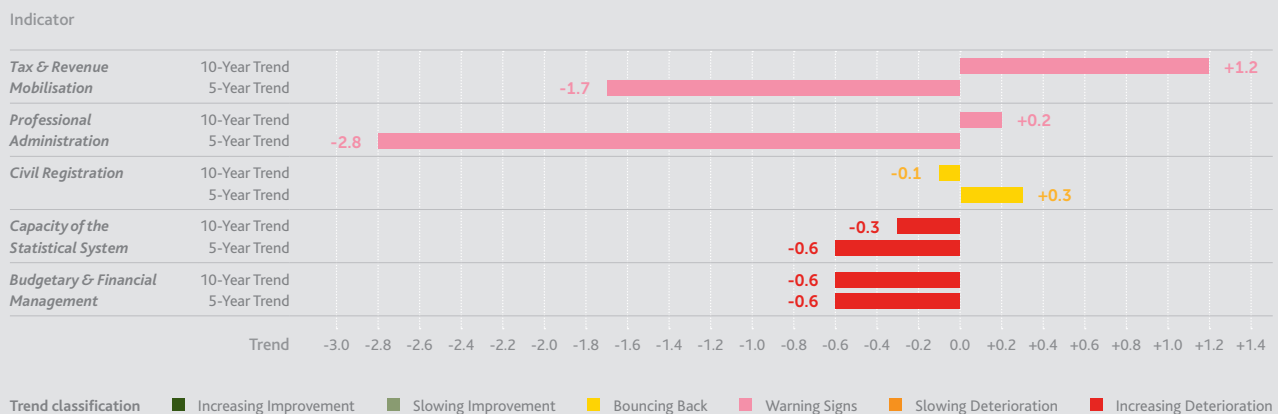
Public Administration is the least improved of the *Foundations for Economic Opportunity* sub-categories, with a small increase of +0.1 over the decade.

Improvements over the decade have been largely driven by greater taxation capacity and more efficient revenue mobilisation, although a reversal of this trend in the last five years threatens this progress.

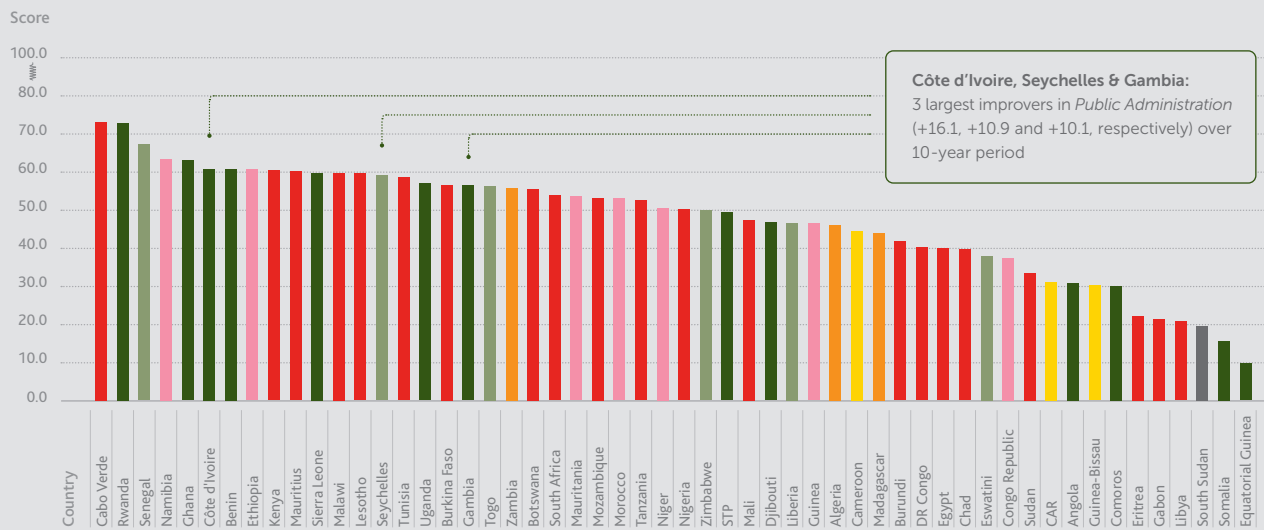
The expansion in taxation capacity has been somewhat offset by the shrinking capacity of national statistical systems, a worrying trend given their importance in progressing towards the Sustainable Development Goals and Agenda 2063. This trend, compounded by worsening systems of financial management and to a lesser extent civil registration, has led to the overall gains in *Public Administration* for the decade being just above zero.

Over the last five years, *Public Administration* performance has been noticeably deteriorating (-1.2), threatening progress made over the decade.

Africa: Public Administration indicators, average trends & trend classifications (2010-2019 & 2015-2019)



African countries: Public Administration scores & trend classifications (2019)



Increasing Deterioration: largest number of countries across all 4 Foundations of Economic Opportunity sub-categories

Number of countries showing trend classification	
Increasing Improvement	13
Slowing Improvement	6
Bouncing Back	3
Warning Signs	7
Slowing Deterioration	3
Increasing Deterioration	21
Not Classified	1

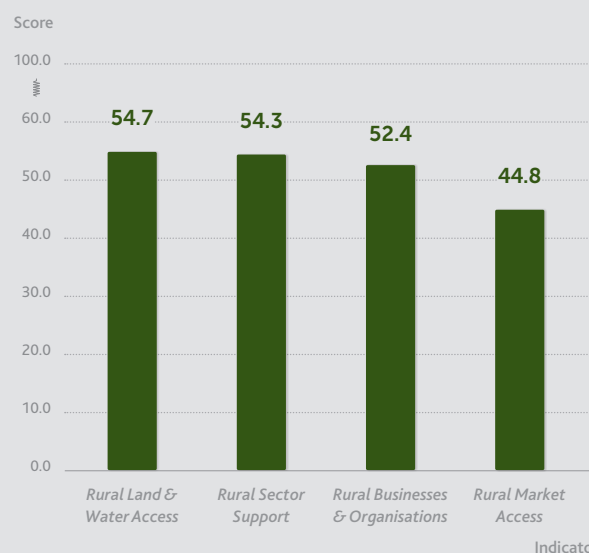
Rural Sector*: the best scoring sub-category in Foundations for Economic Opportunity

Rural Sector is the best scoring sub-category in Foundations for Economic Opportunity and the IAG's fourth best scoring sub-category overall, with an African average score of 51.5 in 2019.

Over the ten-year period it has improved by +1.4, largely driven by increased access to rural land and water, as well as an improved environment for the rural poor to collectively organise and enter dialogue with the government.

Rural Sector's overall sub-category score in 2019 would have been higher if governments had better frameworks to support the development of commercially based agricultural markets, that are both equitable and accessible to small scale farmers. The IAG shows that African average performance in this area lags behind other Rural Sector indicators in 2019.

Africa: Rural Sector indicators, average scores (2019)



Zimbabwe: most improved country over 10-year period (+49.4), driven mostly by improved land and water access for the rural poor

* Trend classifications are not considered relevant for the 2020 IAG Rural Sector sub-category analysis. As the latest data year available from source is 2015, all data points in 2016-2019 have had to be estimated and five-year trends (2015-2019) are static. See methodological notes for more information.

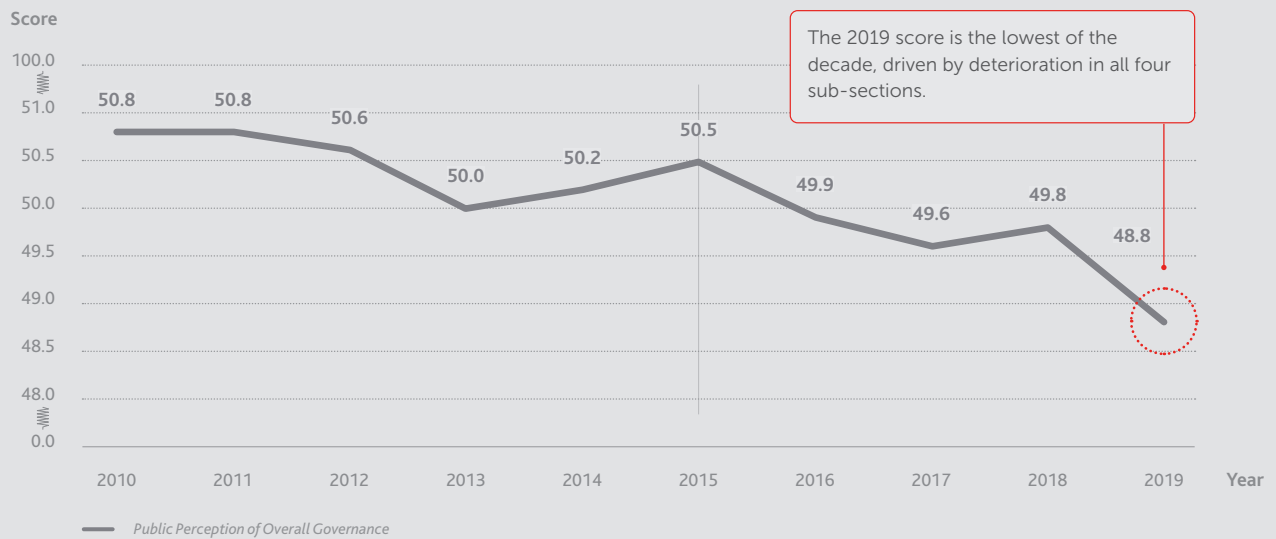
Citizens' Voices results



PUBLIC PERCEPTION OF OVERALL GOVERNANCE

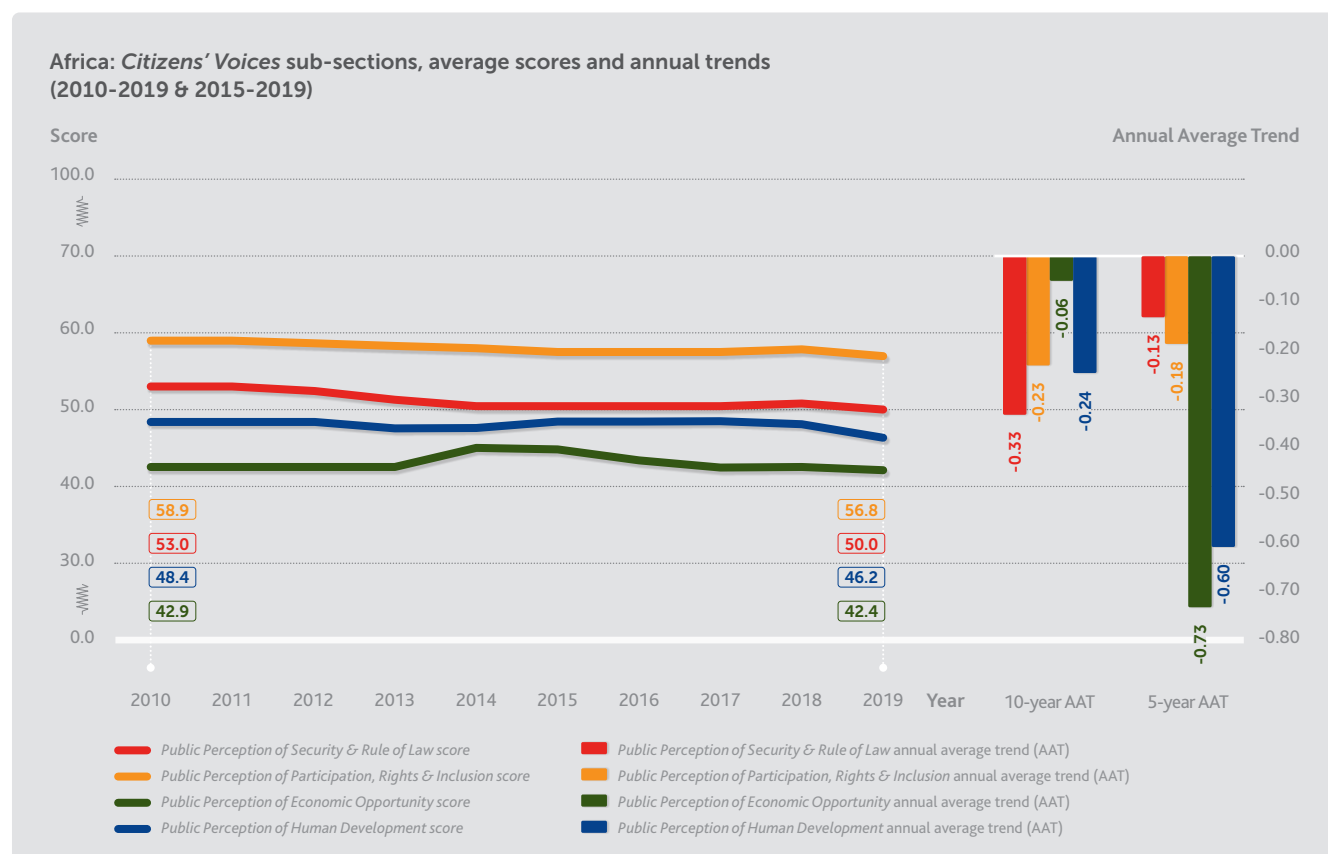
Public Perception of Security & Rule of Law	Public Perception of Participation, Rights & Inclusion	Public Perception of Economic Opportunity Foundations	Public Perception of Human Development
<ul style="list-style-type: none"> Public Perception of Security & Safety Public Perception of the Rule of Law Public Perception of Accountability Public Perception of Anti-Corruption 	<ul style="list-style-type: none"> Public Perception of Elections & Freedom Public Perception of Inclusion & Equality Public Perception of Women's Leadership 	<ul style="list-style-type: none"> Public Perception of Public Administration Satisfaction with Economic Opportunities Satisfaction with Infrastructure 	<ul style="list-style-type: none"> Satisfaction with Health Provision Satisfaction with Education Provision Lived Poverty & Public Perception of Social Protection

Africa: Public Perception of Overall Governance average score (2010-2019)



Public Perception of Overall Governance: 2019 score is the lowest of the decade

The African average score for *Public Perception of Overall Governance* (48.8) is the lowest registered over the decade (2010-2019). The pace of deterioration has nearly doubled within the last five years (2015-2019), with an annual average trend of -0.43 between 2015 and 2019 compared to -0.22 over the ten-year period.



Public perceptions of governance have declined in most countries over the decade and since 2015

Between 2010 and 2019, Afrobarometer surveyed 39 African countries at least once, providing a sample of public perceptions for the equivalent of 86.8% of Africa's total population. Of the 36 countries with multiple data points over the ten-year period, in more than half (23) citizens are less satisfied with their country's governance performance than ten years ago. For 13 countries, *Public Perception of Overall Governance* has been deteriorating at an increasing rate since 2015.

Number of countries showing trend classification

Increasing Improvement	8
Slowing Improvement	1
Bouncing Back	4
Warning Signs	4
Slowing Deterioration	6
Increasing Deterioration	13

All four sub-sections record the lowest scores of the decade

For all four sub-sections, the 2019 African average scores are at their lowest across the whole ten-year period.

The trajectory of *Public Perception of Economic Opportunity Foundations* is of particular concern. While the decline over the decade has been the smallest (-0.5) across all four sub-sections, deterioration over the last five years has been the most dramatic, at a rate of more than twelve-times that of the decade.

Progress in infrastructure stands out, as citizens are more satisfied with their countries' infrastructure than ten years ago. However, since 2015, dissatisfaction with public administration and economic opportunities is growing.

Public Perception of Human Development registers the second largest decline over the decade with the rate of deterioration more than doubling over the last five years. This trend is mainly driven by growing dissatisfaction with countries' health and education provision.

However, citizens experience less lived poverty and are more satisfied with social protection than ten years ago.

Public Perception of Participation, Rights & Inclusion results may appear rather counter-intuitive in light of the IIAG results. The deterioration in *Public Perception of Participation, Rights & Inclusion* has slowed since 2015, and it is the highest-scoring sub-section in 2019.

This has mainly been driven by more favourable attitudes towards women's leadership and diversity, as well as a perceived decrease in ethnic discrimination.

However, more concerningly, citizens consider elections to be less free and fair and consider themselves less free to say what they think compared to ten years ago. *Public Perception of Elections &*

Freedom is the most declined indicator within the *Citizens' Voices* section over both the decade and the last five years.

Public Perception of Security & Rule of Law is the most declined sub-section over the decade. However, the decline over the last five years has markedly slowed since 2015, and is the smallest of all four sub-sections over this last period.


Public Perception of Security & Rule of Law is the only sub-section to have seen all its indicators decline between 2010 and 2019, with citizens believing accountability and rule of law to have faded the most. While the perception of the rule of law has improved between 2015 and 2019, citizens on average consider the security and safety situation to have worsened over the last five years.

African countries: *Citizens' Voices* sub-sections, number of countries with a deteriorated score, an improved score & no score change (2010-2019 & 2015-2019)

		Number of countries with a deteriorated score	Number of countries with an improved score	Number of countries with no score change
Public Perception of Security & Rule of Law	10-Year Trend	23	13	0
	5-Year Trend	20	15	1
Public Perception of Participation, Rights & Inclusion	10-Year Trend	20	16	0
	5-Year Trend	17	15	4
Public Perception of Economic Opportunity Foundations	10-Year Trend	18	18	0
	5-Year Trend	23	12	1
Public Perception of Human Development	10-Year Trend	20	16	0
	5-Year Trend	20	15	1

Annex

>



31.0
52.8
46.1
22.6
87.5
60.2
63.1
63.4
59.8
65.0
50.0
55.0
53.5
45.8
26.9
82.5
76.8
59.5
29.6
58.2
68.4
39.3
66.5
64.1
52.8
48.0
31.0
52.8
46.1
22.6
87.5
60.2
63.1
63.4
59.8
65.0
50.0
39.3
66.5
64.1
52.8
48.0
31.0

Country Scorecards



List of African countries

The left column in the following table lists the official names of African countries as of September 2019, as outlined in the African Union Handbook 2020. The abbreviations (right column) are the names used in this report.

People's Democratic Republic of Algeria	Algeria
Republic of Angola	Angola
Republic of Benin	Benin
Republic of Botswana	Botswana
Burkina Faso	Burkina Faso
Republic of Burundi	Burundi
Republic of Cabo Verde	Cabo Verde
Republic of Cameroon	Cameroon
Central African Republic	Central African Republic
Republic of Chad	Chad
Union of the Comoros	Comoros
Republic of the Congo	Congo Republic
Republic of Côte d'Ivoire	Côte d'Ivoire
Democratic Republic of Congo	DR Congo

Republic of Djibouti	Djibouti
Arab Republic of Egypt	Egypt
Republic of Equatorial Guinea	Equatorial Guinea
State of Eritrea	Eritrea
Kingdom of Eswatini	Eswatini
Federal Democratic Republic of Ethiopia	Ethiopia
Gabonese Republic	Gabon
Republic of the Gambia	Gambia
Republic of Ghana	Ghana
Republic of Guinea	Guinea
Republic of Guinea-Bissau	Guinea-Bissau
Republic of Kenya	Kenya
Kingdom of Lesotho	Lesotho
Republic of Liberia	Liberia
Libya	Libya
Republic of Madagascar	Madagascar
Republic of Malawi	Malawi
Republic of Mali	Mali
Islamic Republic of Mauritania	Mauritania
Republic of Mauritius	Mauritius
Kingdom of Morocco	Morocco
Republic of Mozambique	Mozambique
Republic of Namibia	Namibia
Republic of Niger	Niger
Federal Republic of Nigeria	Nigeria
Republic of Rwanda	Rwanda
Democratic Republic of São Tomé and Príncipe	São Tomé and Príncipe
Republic of Senegal	Senegal
Republic of Seychelles	Seychelles
Republic of Sierra Leone	Sierra Leone
Federal Republic of Somalia	Somalia
Republic of South Africa	South Africa
Republic of South Sudan	South Sudan
Republic of the Sudan	Sudan
Togolese Republic	Togo
Republic of Tunisia	Tunisia
Republic of Uganda	Uganda
United Republic of Tanzania	Tanzania
Republic of Zambia	Zambia
Republic of Zimbabwe	Zimbabwe

2020 IAG Scores, Ranks & Trends - Algeria

86



OVERALL GOVERNANCE

2019 SCORE/100	2019 RANK/54	TREND 2010-2019
56.2	15 th	+3.3

TREND CLASSIFICATION KEY

- Increasing Improvement
- Slowing Improvement
- Bouncing Back
- Warning Signs
- Slowing Deterioration
- Increasing Deterioration
- No Change
- Not Classified



SECURITY & RULE OF LAW

SCORE/100 2019 RANK/54 2019 TREND 2010-2019

SECURITY & RULE OF LAW	SCORE/100	RANK/54	TREND
SECURITY & SAFETY	87.4	10	+4.6
Absence of Armed Conflict (ACLED/UCDP)	98.7	31	+12.4
Absence of Violence against Civilians (ACLED/PTS)	88.8	18	+4.3
Absence of Forced Migration (IDMC/UNHCR)	99.8	9	+0.1
Absence of Human Trafficking & Forced Labour (USDS/V-DEM)	49.8	35	-3.1
Absence of Criminality (WHO)	99.7	1	+8.9
RULE OF LAW & JUSTICE	48.8	21	-4.8
Executive Compliance with the Rule of Law (V-DEM/WJP)	36.3	40	+0.7
Impartiality of the Judicial System (GI/V-DEM)	1.6	52	-19.8
Judicial Processes (V-DEM/WJP)	65.8	11	+3.2
Equality before the Law (FH/WJP)	69.1	9	-0.4
Law Enforcement (GI/WEF/WJP)	62.8	6	-4.1
Property Rights (BS/V-DEM/WJP)	57.4	24	-8.3
ACCOUNTABILITY & TRANSPARENCY	26.9	36	-1.9
Institutional Checks & Balances (BS/V-DEM/WJP)	30.2	38	-1.3
Civic Checks & Balances (BS/V-DEM/WJP)	45.1	35	+2.4
Absence of Undue Influence on Government (BS/FH)	18.1	33	0.0
Disclosure of Financial & Judicial Information (GI/IBP/WJP)	22.0	36	+0.8
Accessibility of Information (GI/WJP)	18.9	35	-11.9
ANTI-CORRUPTION	38.4	26	+0.6
Anti-Corruption Mechanisms (BS/GI)	27.4	33	0.0
Absence of Corruption in State Institutions (V-DEM/WJP)	46.3	24	+3.2
Absence of Corruption in the Public Sector (V-DEM/WEF/WJP)	49.0	17	+8.2
Public Procurement Procedures (GI)	25.0	26	-25.0
Absence of Corruption in the Private Sector (WB/WEF)	44.6	19	+16.7



FOUNDATIONS FOR ECONOMIC OPPORTUNITY

SCORE/100 2019 RANK/54 2019 TREND 2010-2019

FOUNDATIONS FOR ECONOMIC OPPORTUNITY	SCORE/100	RANK/54	TREND
FOUNDATIONS FOR ECONOMIC OPPORTUNITY	54.7	16	+8.2
PUBLIC ADMINISTRATION	46.1	35	-5.9
Civil Registration (GI)	100.0	1	0.0
Capacity of the Statistical System (GI/ODW/WB)	31.6	42	-5.8
Tax & Revenue Mobilisation (AfDB/ICTD&UNU-WIDER/WB)	27.8	42	+7.2
Budgetary & Financial Management (AfDB/WB)	.	.	-
Professional Administration (AfDB/GI/WB)	25.0	37	-25.0
BUSINESS ENVIRONMENT	40.8	42	6.3
Regional Integration (AfDB)	.	.	-
Trade Environment (WB)	39.0	41	+9.3
Business & Competition Regulation (AfDB/BS/WB/WEF)	51.1	33	+4.6
Access to Financial Services (WB)	38.1	13	+5.8
Labour Relations (GI/WEF)	35.2	39	+5.7
INFRASTRUCTURE	77.3	5	+24.4
Transport Network (WEF/UPU)	57.8	11	+5.8
Access to Energy (WB)	100.0	1	+1.2
Mobile Communications (ITU)	81.8	3	+33.8
Digital Access (ITU/WB)	69.5	6	+56.7
RURAL SECTOR	.	.	-
Rural Land & Water Access (IFAD)	.	.	-
Rural Market Access (IFAD)	.	.	-
Rural Sector Support (IFAD)	.	.	-
Rural Businesses & Organisations (IFAD)	.	.	-



PARTICIPATION, RIGHTS & INCLUSION

SCORE/100 2019 RANK/54 2019 TREND 2010-2019

PARTICIPATION, RIGHTS & INCLUSION	SCORE/100	RANK/54	TREND
PARTICIPATION, RIGHTS & INCLUSION	45.9	28	+0.3
PARTICIPATION	34.4	31	+0.6
Freedom of Association & Assembly (FH/GI)	37.5	17	+12.5
Political Pluralism (GI/V-DEM)	53.2	10	+2.4
Civil Society Space (GI/V-DEM)	19.2	48	-6.8
Democratic Elections (CDD/GI/V-DEM)	27.5	40	-5.8
RIGHTS	33.3	38	-5.4
Personal Liberties (FH/V-DEM/WJP)	58.3	15	+3.5
Freedom of Expression & Belief (FH/V-DEM/WJP)	34.8	45	-4.8
Media Freedom (GI/V-DEM/RSF)	45.0	36	-20.5
Digital Rights (DSP & V-DEM/GI)	28.4	46	-5.2
Protection against Discrimination (GI)	0.0	39	0.0
INCLUSION & EQUALITY	54.9	18	-1.4
Equal Political Power (V-DEM)	50.8	24	-4.8
Equal Political Representation (FH/IPU/V-DEM)	39.6	33	-3.4
Equal Civil Liberties (V-DEM)	69.7	12	+3.0
Equal Socioeconomic Opportunity (GI/V-DEM)	55.7	19	-3.1
Equal Access to Public Services (V-DEM)	58.5	8	+1.1
GENDER	61.2	13	+7.6
Political Power & Representation of Women (GI/IPU/V-DEM)	51.6	26	+14.9
Equal Civil Liberties for Women (V-DEM)	73.8	32	+2.3
Socioeconomic Opportunity for Women (GI/V-DEM)	59.0	15	+17.6
Equal Access to Public Services for Women (V-DEM)	71.8	7	+3.4
Laws on Violence against Women (OECD)	50.0	3	0.0



HUMAN DEVELOPMENT

SCORE/100 2019 RANK/54 2019 TREND 2010-2019

HUMAN DEVELOPMENT	SCORE/100	RANK/54	TREND
HUMAN DEVELOPMENT	73.6	3	+4.6
HEALTH	77.4	4	+5.2
Access to Healthcare (V-DEM/WHO)	51.9	23	-1.8
Access to Water & Sanitation (WHO & UNICEF)	92.2	6	+1.4
Control of Communicable Diseases (UNAIDS/WHO)	85.1	16	+3.1
Control of Non-Communicable Diseases (IHME)	66.9	29	+2.5
Control of Child & Maternal Mortality (ICGME/MMEIG)	93.3	8	+1.4
Compliance with International Health Regulations (IHR) (WHO)	75.0	9	+24.5
EDUCATION	75.7	3	+5.9
Equality in Education (V-DEM/WB)	69.3	10	+3.7
Education Enrolment (UNESCO)	73.7	1	+8.9
Education Completion (UNDP/WB)	90.2	2	+8.7
Human Resources in Education (UNESCO)	91.8	4	-0.7
Education Quality (BS/WB/WEF)	53.2	17	+8.7
SOCIAL PROTECTION	82.2	1	+6.7
Social Safety Nets (BS/GI)	64.9	4	+4.2
Poverty Reduction Policies (AfDB/BS/WB)	66.7	6	0.0
Socioeconomic Inequality Mitigation (AfDB/WB/WID.World)	100.0	1	+2.5
Access to Housing (CAHF/UN-Habitat)	80.3	2	+22.4
Absence of Undernourishment (FAO)	99.2	2	+4.3
SUSTAINABLE ENVIRONMENT	59.2	19	+0.9
Promotion of Environmental Sustainability (AfDB/BS/WB)	71.4	6	+14.3
Enforcement of Environmental Policies (WEF/WJP)	31.9	39	-10.3
Air Quality (HEI & IHME)	100.0	1	+0.6
Sustainable Management of Land & Forests (FAO/WB/WRI)	70.8	12	0.0
Land & Water Biodiversity (WB/Yale & Columbia)	21.9	41	0.0



OVERALL GOVERNANCE

2019 SCORE/100	2019 RANK/54	TREND 2010-2019
40.0	43 rd	+5.4

TREND CLASSIFICATION KEY

- Increasing Improvement
- Slowing Improvement
- Bouncing Back
- Warning Signs
- Slowing Deterioration
- Increasing Deterioration
- No Change
- Not Classified



SECURITY & RULE OF LAW

SCORE/100 2019 RANK/54 2019 TREND 2010-2019

SECURITY & RULE OF LAW	44.1	35	+5.5
SECURITY & SAFETY	81.2	31	-0.7
Absence of Armed Conflict (ACLED/UCDP)	99.8	16	+0.1
Absence of Violence against Civilians (ACLED/PTS)	84.3	29	-2.2
Absence of Forced Migration (IDMC/UNHCR)	99.5	22	+10.3
Absence of Human Trafficking & Forced Labour (USDS/V-DEM)	40.7	43	-14.6
Absence of Criminality (WHO)	81.8	33	+2.8
RULE OF LAW & JUSTICE	39.9	34	+7.6
Executive Compliance with the Rule of Law (V-DEM/WJP)	50.9	30	+12.5
Impartiality of the Judicial System (GI/V-DEM)	39.4	27	+21.6
Judicial Processes (V-DEM/WJP)	29.6	39	+2.3
Equality before the Law (FH/WJP)	56.3	20	+15.1
Law Enforcement (GI/WEF/WJP)	31.1	28	+3.6
Property Rights (BS/V-DEM/WJP)	32.0	44	-9.8
ACCOUNTABILITY & TRANSPARENCY	29.2	34	+6.2
Institutional Checks & Balances (BS/V-DEM/WJP)	32.7	34	+10.8
Civic Checks & Balances (BS/V-DEM/WJP)	45.3	34	+13.0
Absence of Undue Influence on Government (BS/FH)	18.1	33	-5.5
Disclosure of Financial & Judicial Information (GI/IBP/WJP)	22.3	35	+8.7
Accessibility of Information (GI/WJP)	27.7	25	+4.0
ANTI-CORRUPTION	26.0	43	+8.8
Anti-Corruption Mechanisms (BS/GI)	26.2	34	+21.4
Absence of Corruption in State Institutions (V-DEM/WJP)	50.1	21	+19.7
Absence of Corruption in the Public Sector (V-DEM/WEF/WJP)	33.3	35	+8.3
Public Procurement Procedures (GI)	0.0	48	0.0
Absence of Corruption in the Private Sector (WB/WEF)	20.3	43	-5.9



FOUNDATIONS FOR ECONOMIC OPPORTUNITY

SCORE/100 2019 RANK/54 2019 TREND 2010-2019

FOUNDATIONS FOR ECONOMIC OPPORTUNITY	34.3	45	+5.5
PUBLIC ADMINISTRATION	30.8	46	+4.5
Civil Registration (GI)	37.5	45	+25.0
Capacity of the Statistical System (GI/ODW/WB)	39.4	32	+7.8
Tax & Revenue Mobilisation (AfDB/ICTD&UNU-WIDER/WB)	17.7	50	-1.8
Budgetary & Financial Management (AfDB/WB)	42.9	34	0.0
Professional Administration (AfDB/GI/WB)	16.7	48	-8.3
BUSINESS ENVIRONMENT	28.8	49	-2.0
Regional Integration (AfDB)	.	.	-
Trade Environment (WB)	25.6	51	+6.3
Business & Competition Regulation (AfDB/BS/WB/WEF)	22.7	49	-5.4
Access to Financial Services (WB)	31.6	21	-11.2
Labour Relations (GI/WEF)	35.1	40	+2.1
INFRASTRUCTURE	34.2	37	+7.0
Transport Network (WEF/UPU)	32.0	33	-1.7
Access to Energy (WB)	40.8	34	+10.3
Mobile Communications (ITU)	51.8	36	+11.8
Digital Access (ITU/WB)	12.2	29	+7.6
RURAL SECTOR	43.3	37	+12.5
Rural Land & Water Access (IFAD)	54.9	26	+37.0
Rural Market Access (IFAD)	41.8	29	+16.8
Rural Sector Support (IFAD)	42.1	39	-0.2
Rural Businesses & Organisations (IFAD)	34.3	42	-3.9



PARTICIPATION, RIGHTS & INCLUSION

SCORE/100 2019 RANK/54 2019 TREND 2010-2019

PARTICIPATION, RIGHTS & INCLUSION	39.3	35	+4.8
PARTICIPATION	30.1	38	+8.4
Freedom of Association & Assembly (FH/GI)	25.0	29	+12.5
Political Pluralism (GI/V-DEM)	35.1	29	-4.7
Civil Society Space (GI/V-DEM)	32.5	40	+11.7
Democratic Elections (CDD/GI/V-DEM)	27.7	39	+14.1
RIGHTS	41.7	33	+3.5
Personal Liberties (FH/V-DEM/WJP)	33.4	36	+1.1
Freedom of Expression & Belief (FH/V-DEM/WJP)	51.0	35	-7.7
Media Freedom (GI/V-DEM/RSF)	58.1	27	+19.0
Digital Rights (DSP & V-DEM/GI)	57.7	27	-3.3
Protection against Discrimination (GI)	8.3	26	+8.3
INCLUSION & EQUALITY	32.3	45	+2.3
Equal Political Power (V-DEM)	20.6	50	+0.7
Equal Political Representation (FH/IPU/V-DEM)	38.7	36	+4.2
Equal Civil Liberties (V-DEM)	40.1	44	+3.4
Equal Socioeconomic Opportunity (GI/V-DEM)	30.5	44	+1.8
Equal Access to Public Services (V-DEM)	31.5	34	+1.2
GENDER	53.0	24	+5.0
Political Power & Representation of Women (GI/IPU/V-DEM)	77.9	3	+10.3
Equal Civil Liberties for Women (V-DEM)	79.4	25	+2.1
Socioeconomic Opportunity for Women (GI/V-DEM)	29.7	44	+12.5
Equal Access to Public Services for Women (V-DEM)	52.7	20	0.0
Laws on Violence against Women (OECD)	25.0	20	0.0



HUMAN DEVELOPMENT

SCORE/100 2019 RANK/54 2019 TREND 2010-2019

HUMAN DEVELOPMENT	42.3	46	+5.8
HEALTH	57.6	32	+10.4
Access to Healthcare (V-DEM/WHO)	41.8	33	-8.3
Access to Water & Sanitation (WHO & UNICEF)	41.0	28	+6.6
Control of Communicable Diseases (UNAIDS/WHO)	49.9	52	+7.5
Control of Non-Communicable Diseases (IHME)	67.1	27	+4.3
Control of Child & Maternal Mortality (IGCME/MMEIG)	70.7	30	+17.6
Compliance with International Health Regulations (IHR) (WHO)	75.0	9	+34.6
EDUCATION	34.7	46	+1.7
Equality in Education (V-DEM/WB)	25.5	50	+2.4
Education Enrolment (UNESCO)	35.6	23	+2.7
Education Completion (UNDP/WB)	42.7	37	+18.0
Human Resources in Education (UNESCO)	47.8	44	-6.2
Education Quality (BS/WB/WEF)	22.1	43	-8.1
SOCIAL PROTECTION	34.6	39	+10.9
Social Safety Nets (BS/GI)	18.5	44	-7.1
Poverty Reduction Policies (AfDB/BS/WB)	36.5	37	0.0
Socioeconomic Inequality Mitigation (AfDB/WB/WID.World)	28.6	45	0.0
Access to Housing (CAHF/UN-Habitat)	30.6	25	+12.3
Absence of Undernourishment (FAO)	58.9	21	+49.2
SUSTAINABLE ENVIRONMENT	42.3	49	+0.3
Promotion of Environmental Sustainability (AfDB/BS/WB)	35.7	43	-14.3
Enforcement of Environmental Policies (WEF/WJP)	36.9	36	-1.2
Air Quality (HEI & IHME)	71.2	21	+17.7
Sustainable Management of Land & Forests (FAO/WB/WRI)	50.5	41	-1.0
Land & Water Biodiversity (WB/Yale & Columbia)	17.1	45	0.0

2020 IAG Scores, Ranks & Trends - Benin

88



OVERALL GOVERNANCE

2019 SCORE/100	2019 RANK/54	TREND 2010-2019
58.6	13 th	+1.1

TREND CLASSIFICATION KEY

- Increasing Improvement
- Warning Signs
- No Change
- Slowing Improvement
- Slowing Deterioration
- Not Classified
- Bouncing Back
- Increasing Deterioration



SECURITY & RULE OF LAW

SCORE/100 2019 RANK/54 2019 TREND 2010-2019

SECURITY & RULE OF LAW	SCORE/100	RANK/54	TREND
SECURITY & SAFETY	90.8	3	-0.4
Absence of Armed Conflict (ACLED/UCDP)	98.7	31	-1.3
Absence of Violence against Civilians (ACLED/PTS)	92.6	12	-0.9
Absence of Forced Migration (IDMC/UNHCR)	99.9	8	0.0
Absence of Human Trafficking & Forced Labour (USDS/V-DEM)	73.8	2	-0.1
Absence of Criminality (WHO)	89.2	15	+0.6
RULE OF LAW & JUSTICE	64.7	10	+0.9
Executive Compliance with the Rule of Law (V-DEM/WJP)	70.9	14	-6.9
Impartiality of the Judicial System (GI/V-DEM)	47.6	19	-9.2
Judicial Processes (V-DEM/WJP)	47.4	22	+4.0
Equality before the Law (FH/WJP)	89.4	4	+0.5
Law Enforcement (GI/WEF/WJP)	58.3	8	+9.8
Property Rights (BS/V-DEM/WJP)	74.7	10	+7.6
ACCOUNTABILITY & TRANSPARENCY	52.0	14	+0.9
Institutional Checks & Balances (BS/V-DEM/WJP)	59.5	16	-4.2
Civic Checks & Balances (BS/V-DEM/WJP)	74.1	9	+6.1
Absence of Undue Influence on Government (BS/FH)	69.4	14	-12.5
Disclosure of Financial & Judicial Information (GI/IBP/WJP)	33.3	21	+12.1
Accessibility of Information (GI/WJP)	23.6	30	+3.0
ANTI-CORRUPTION	56.7	10	+11.0
Anti-Corruption Mechanisms (BS/GI)	60.7	7	+8.3
Absence of Corruption in State Institutions (V-DEM/WJP)	60.9	15	+17.8
Absence of Corruption in the Public Sector (V-DEM/WEF/WJP)	59.7	11	+20.1
Public Procurement Procedures (GI)	62.5	6	0.0
Absence of Corruption in the Private Sector (WB/WEF)	39.7	27	+8.8



FOUNDATIONS FOR ECONOMIC OPPORTUNITY

SCORE/100 2019 RANK/54 2019 TREND 2010-2019

FOUNDATIONS FOR ECONOMIC OPPORTUNITY	SCORE/100	RANK/54	TREND
FOUNDATIONS FOR ECONOMIC OPPORTUNITY	53.5	17	+4.1
PUBLIC ADMINISTRATION	60.7	6	+4.2
Civil Registration (GI)	62.5	20	+12.5
Capacity of the Statistical System (GI/ODW/WB)	49.6	21	+5.3
Tax & Revenue Mobilisation (AfDB/ICTD&UNU-WIDER/WB)	47.9	19	-1.1
Budgetary & Financial Management (AfDB/WB)	71.0	10	-5.9
Professional Administration (AfDB/GI/WB)	72.3	2	+9.9
BUSINESS ENVIRONMENT	60.9	11	+7.1
Regional Integration (AfDB)	75.0	8	+12.5
Trade Environment (WB)	64.7	14	+12.5
Business & Competition Regulation (AfDB/BS/WB/WEF)	68.0	8	-0.8
Access to Financial Services (WB)	33.5	20	+25.7
Labour Relations (GI/WEF)	63.3	16	-14.3
INFRASTRUCTURE	37.5	34	+11.0
Transport Network (WEF/UPU)	31.8	34	-3.7
Access to Energy (WB)	39.0	36	+7.6
Mobile Communications (ITU)	68.7	16	+30.5
Digital Access (ITU/WB)	10.5	34	+9.4
RURAL SECTOR	55.0	22	-5.8
Rural Land & Water Access (IFAD)	48.4	33	-1.8
Rural Market Access (IFAD)	50.0	15	-12.5
Rural Sector Support (IFAD)	58.3	21	-9.0
Rural Businesses & Organisations (IFAD)	63.2	13	0.0



PARTICIPATION, RIGHTS & INCLUSION

SCORE/100 2019 RANK/54 2019 TREND 2010-2019

PARTICIPATION, RIGHTS & INCLUSION	SCORE/100	RANK/54	TREND
PARTICIPATION, RIGHTS & INCLUSION	59.7	11	-6.2
PARTICIPATION	55.8	16	-16.9
Freedom of Association & Assembly (FH/GI)	37.5	17	-37.5
Political Pluralism (GI/V-DEM)	33.9	34	-17.5
Civil Society Space (GI/V-DEM)	82.4	10	-14.3
Democratic Elections (CDD/GI/V-DEM)	69.3	7	+1.5
RIGHTS	55.2	16	-12.0
Personal Liberties (FH/V-DEM/WJP)	59.2	14	+0.3
Freedom of Expression & Belief (FH/V-DEM/WJP)	94.1	3	-2.8
Media Freedom (GI/V-DEM/RSF)	54.5	31	-20.8
Digital Rights (DSP & V-DEM/GI)	59.7	24	-36.6
Protection against Discrimination (GI)	8.3	26	0.0
INCLUSION & EQUALITY	68.7	6	+2.9
Equal Political Power (V-DEM)	81.6	1	+7.6
Equal Political Representation (FH/IPU/V-DEM)	53.3	16	-5.6
Equal Civil Liberties (V-DEM)	76.1	5	-4.1
Equal Socioeconomic Opportunity (GI/V-DEM)	66.2	14	+9.4
Equal Access to Public Services (V-DEM)	66.2	5	+6.8
GENDER	59.1	14	+1.2
Political Power & Representation of Women (GI/IPU/V-DEM)	53.1	25	+4.6
Equal Civil Liberties for Women (V-DEM)	92.6	3	-2.0
Socioeconomic Opportunity for Women (GI/V-DEM)	61.3	14	-12.7
Equal Access to Public Services for Women (V-DEM)	38.8	30	-0.2
Laws on Violence against Women (OECD)	50.0	3	+16.7



HUMAN DEVELOPMENT

SCORE/100 2019 RANK/54 2019 TREND 2010-2019

HUMAN DEVELOPMENT	SCORE/100	RANK/54	TREND
HUMAN DEVELOPMENT	55.0	19	+3.2
HEALTH	53.5	39	+0.5
Access to Healthcare (V-DEM/WHO)	45.8	28	+3.7
Access to Water & Sanitation (WHO & UNICEF)	26.9	47	+4.2
Control of Communicable Diseases (UNAIDS/WHO)	82.5	21	+13.5
Control of Non-Communicable Diseases (IHME)	76.8	10	+0.3
Control of Child & Maternal Mortality (ICGME/MMEIG)	59.5	39	+8.5
Compliance with International Health Regulations (IHR) (WHO)	29.6	48	-27.0
EDUCATION	58.2	15	+9.7
Equality in Education (V-DEM/WB)	68.4	11	+9.8
Education Enrolment (UNESCO)	39.3	16	+3.5
Education Completion (UNDP/WB)	66.5	19	+15.3
Human Resources in Education (UNESCO)	64.1	35	+21.3
Education Quality (BS/WB/WEF)	52.8	18	-1.3
SOCIAL PROTECTION	48.0	20	-2.2
Social Safety Nets (BS/GI)	31.0	25	-7.1
Poverty Reduction Policies (AfDB/BS/WB)	52.8	16	-2.8
Socioeconomic Inequality Mitigation (AfDB/WB/WID.World)	46.1	29	-8.4
Access to Housing (CAHF/UN-Habitat)	22.6	35	+4.1
Absence of Undernourishment (FAO)	87.5	10	+3.3
SUSTAINABLE ENVIRONMENT	60.2	17	+4.8
Promotion of Environmental Sustainability (AfDB/BS/WB)	63.1	12	+7.1
Enforcement of Environmental Policies (WEF/WJP)	63.4	8	-0.8
Air Quality (HEI & IHME)	59.8	34	+10.6
Sustainable Management of Land & Forests (FAO/WB/WRI)	65.0	18	+7.5
Land & Water Biodiversity (WB/Yale & Columbia)	50.0	29	0.0



OVERALL GOVERNANCE

2019 SCORE/100	2019 RANK/54	TREND 2010-2019
66.9	5 th	+0.8

TREND CLASSIFICATION KEY

- Increasing Improvement
- Slowing Improvement
- Bouncing Back
- Warning Signs
- Slowing Deterioration
- Increasing Deterioration
- No Change
- Not Classified



SECURITY & RULE OF LAW

	SCORE/100 2019	RANK/54 2019	TREND 2010-2019
SECURITY & RULE OF LAW	72.8	3	-5.1
SECURITY & SAFETY	85.3	16	-2.5
Absence of Armed Conflict (ACLED/UCDP)	100.0	1	0.0
Absence of Violence against Civilians (ACLED/PTS)	93.8	6	-6.2
Absence of Forced Migration (IDMC/UNHCR)	99.8	9	-0.2
Absence of Human Trafficking & Forced Labour (USDS/V-DEM)	68.5	6	-4.0
Absence of Criminality (WHO)	64.6	49	-1.9
RULE OF LAW & JUSTICE	76.4	4	+0.1
Executive Compliance with the Rule of Law (V-DEM/WJP)	87.5	4	+2.3
Impartiality of the Judicial System (GI/V-DEM)	67.4	10	-12.0
Judicial Processes (V-DEM/WJP)	75.8	5	+9.0
Equality before the Law (FH/WJP)	68.5	10	-8.5
Law Enforcement (GI/WEF/WJP)	67.9	3	+10.3
Property Rights (BS/V-DEM/WJP)	91.3	1	-0.6
ACCOUNTABILITY & TRANSPARENCY	65.9	5	-2.3
Institutional Checks & Balances (BS/V-DEM/WJP)	81.2	4	-5.6
Civic Checks & Balances (BS/V-DEM/WJP)	66.5	15	-7.3
Absence of Undue Influence on Government (BS/FH)	87.5	5	0.0
Disclosure of Financial & Judicial Information (GI/IBP/WJP)	45.4	12	+3.7
Accessibility of Information (GI/WJP)	48.7	8	-2.5
ANTI-CORRUPTION	63.8	5	-15.4
Anti-Corruption Mechanisms (BS/GI)	66.7	3	-16.6
Absence of Corruption in State Institutions (V-DEM/WJP)	80.1	2	-1.5
Absence of Corruption in the Public Sector (V-DEM/WEF/WJP)	78.7	4	-8.3
Public Procurement Procedures (GI)	12.5	37	-50.0
Absence of Corruption in the Private Sector (WB/WEF)	80.9	3	-0.5



FOUNDATIONS FOR ECONOMIC OPPORTUNITY

	SCORE/100 2019	RANK/54 2019	TREND 2010-2019
FOUNDATIONS FOR ECONOMIC OPPORTUNITY	58.8	13	+4.9
PUBLIC ADMINISTRATION	55.4	21	-3.3
Civil Registration (GI)	75.0	8	-12.5
Capacity of the Statistical System (GI/ODW/WB)	63.0	7	+2.9
Tax & Revenue Mobilisation (AfDB/ICTD&UNU-WIDER/WB)	33.7	39	-3.4
Budgetary & Financial Management (AfDB/WB)	.	.	-
Professional Administration (AfDB/GI/WB)	50.0	15	0.0
BUSINESS ENVIRONMENT	66.2	8	+4.1
Regional Integration (AfDB)	.	.	-
Trade Environment (WB)	84.8	2	+21.1
Business & Competition Regulation (AfDB/BS/WB/WEF)	57.3	21	-9.1
Access to Financial Services (WB)	49.8	8	+8.0
Labour Relations (GI/WEF)	72.7	6	-4.1
INFRASTRUCTURE	59.7	10	+21.0
Transport Network (WEF/UPU)	53.8	12	-3.5
Access to Energy (WB)	63.3	20	+12.6
Mobile Communications (ITU)	69.4	15	+28.2
Digital Access (ITU/WB)	52.3	10	+46.4
RURAL SECTOR	53.8	23	-2.1
Rural Land & Water Access (IFAD)	65.9	17	+3.5
Rural Market Access (IFAD)	33.3	34	-8.5
Rural Sector Support (IFAD)	54.9	26	-6.2
Rural Businesses & Organisations (IFAD)	61.1	15	+2.5



PARTICIPATION, RIGHTS & INCLUSION

	SCORE/100 2019	RANK/54 2019	TREND 2010-2019
PARTICIPATION, RIGHTS & INCLUSION	67.5	6	-0.1
PARTICIPATION	71.2	8	+0.9
Freedom of Association & Assembly (FH/GI)	100.0	1	+12.5
Political Pluralism (GI/V-DEM)	40.1	27	+10.0
Civil Society Space (GI/V-DEM)	80.7	11	-10.0
Democratic Elections (CDD/GI/V-DEM)	64.2	13	-8.8
RIGHTS	62.3	10	+0.7
Personal Liberties (FH/V-DEM/WJP)	66.4	10	+6.5
Freedom of Expression & Belief (FH/V-DEM/WJP)	84.0	13	-0.4
Media Freedom (GI/V-DEM/RSF)	63.7	15	-11.3
Digital Rights (DSP & V-DEM/GI)	86.1	6	-2.6
Protection against Discrimination (GI)	11.1	25	+11.1
INCLUSION & EQUALITY	71.5	4	+3.0
Equal Political Power (V-DEM)	62.6	6	-2.0
Equal Political Representation (FH/IPU/V-DEM)	47.2	24	+5.2
Equal Civil Liberties (V-DEM)	76.1	5	+0.2
Equal Socioeconomic Opportunity (GI/V-DEM)	84.0	4	+1.9
Equal Access to Public Services (V-DEM)	87.6	3	+9.6
GENDER	65.1	7	-5.0
Political Power & Representation of Women (GI/IPU/V-DEM)	29.1	48	-1.3
Equal Civil Liberties for Women (V-DEM)	90.1	8	+2.9
Socioeconomic Opportunity for Women (GI/V-DEM)	86.0	1	+7.0
Equal Access to Public Services for Women (V-DEM)	95.2	2	+7.9
Laws on Violence against Women (OECD)	25.0	20	-41.7



HUMAN DEVELOPMENT

	SCORE/100 2019	RANK/54 2019	TREND 2010-2019
HUMAN DEVELOPMENT	68.5	5	+3.6
HEALTH	76.2	5	+1.5
Access to Healthcare (V-DEM/WHO)	83.0	1	-4.2
Access to Water & Sanitation (WHO & UNICEF)	83.1	8	+9.6
Control of Communicable Diseases (UNAIDS/WHO)	91.2	8	+8.6
Control of Non-Communicable Diseases (IHME)	70.6	23	-5.5
Control of Child & Maternal Mortality (IGCME/MMEIG)	87.8	11	+5.7
Compliance with International Health Regulations (IHR) (WHO)	41.5	41	-5.0
EDUCATION	68.7	6	-2.9
Equality in Education (V-DEM/WB)	64.6	12	-4.7
Education Enrolment (UNESCO)	36.2	21	+3.4
Education Completion (UNDP/WB)	78.7	6	+1.5
Human Resources in Education (UNESCO)	91.4	5	-0.8
Education Quality (BS/WB/WEF)	72.4	4	-13.9
SOCIAL PROTECTION	44.3	27	+7.8
Social Safety Nets (BS/GI)	76.2	3	+4.2
Poverty Reduction Policies (AfDB/BS/WB)	66.7	6	+16.7
Socioeconomic Inequality Mitigation (AfDB/WB/WID.World)	11.2	52	+9.5
Access to Housing (CAHF/UN-Habitat)	22.4	36	+3.1
Absence of Undernourishment (FAO)	44.9	28	+5.6
SUSTAINABLE ENVIRONMENT	84.9	1	+7.8
Promotion of Environmental Sustainability (AfDB/BS/WB)	100.0	1	+14.3
Enforcement of Environmental Policies (WEF/WJP)	73.5	4	+14.8
Air Quality (HEI & IHME)	86.2	10	+4.4
Sustainable Management of Land & Forests (FAO/WB/WRI)	64.5	21	+5.4
Land & Water Biodiversity (WB/Yale & Columbia)	100.0	1	0.0

2020 IAG Scores, Ranks & Trends - Burkina Faso

90



OVERALL GOVERNANCE

2019 SCORE/100	2019 RANK/54	TREND 2010-2019
54.0	17 th	+1.0

TREND CLASSIFICATION KEY

- Increasing Improvement
- Slowing Improvement
- Bouncing Back
- Warning Signs
- Slowing Deterioration
- Increasing Deterioration
- No Change
- Not Classified



SECURITY & RULE OF LAW

SCORE/100 2019 RANK/54 2019 TREND 2010-2019

SECURITY & RULE OF LAW	SCORE/100	RANK/54	TREND
SECURITY & SAFETY	57.4	17	+0.7
SECURITY & SAFETY	59.6	46	-29.6
Absence of Armed Conflict (ACLED/UCDP)	53.6	47	-46.4
Absence of Violence against Civilians (ACLED/PTS)	26.0	48	-67.8
Absence of Forced Migration (IDMC/UNHCR)	92.9	40	-7.0
Absence of Human Trafficking & Forced Labour (USDS/V-DEM)	43.5	41	-28.2
Absence of Criminality (WHO)	81.8	33	+1.0
RULE OF LAW & JUSTICE	59.0	15	+7.9
Executive Compliance with the Rule of Law (V-DEM/WJP)	69.8	15	+8.2
Impartiality of the Judicial System (GI/V-DEM)	65.8	11	+40.6
Judicial Processes (V-DEM/WJP)	50.3	20	-4.9
Equality before the Law (FH/WJP)	64.6	15	+7.5
Law Enforcement (GI/WEF/WJP)	44.2	20	+8.8
Property Rights (BS/V-DEM/WJP)	59.1	21	-12.9
ACCOUNTABILITY & TRANSPARENCY	53.4	13	+20.5
Institutional Checks & Balances (BS/V-DEM/WJP)	52.4	20	+17.0
Civic Checks & Balances (BS/V-DEM/WJP)	76.1	6	+16.1
Absence of Undue Influence on Government (BS/FH)	58.3	17	+34.7
Disclosure of Financial & Judicial Information (GI/IBP/WJP)	31.2	24	+26.6
Accessibility of Information (GI/WJP)	49.0	7	+8.1
ANTI-CORRUPTION	57.6	8	+4.1
Anti-Corruption Mechanisms (BS/GI)	56.0	8	-3.5
Absence of Corruption in State Institutions (V-DEM/WJP)	54.8	18	+6.9
Absence of Corruption in the Public Sector (V-DEM/WEF/WJP)	59.4	12	+18.0
Public Procurement Procedures (GI)	75.0	2	0.0
Absence of Corruption in the Private Sector (WB/WEF)	42.6	21	-1.3



FOUNDATIONS FOR ECONOMIC OPPORTUNITY

SCORE/100 2019 RANK/54 2019 TREND 2010-2019

FOUNDATIONS FOR ECONOMIC OPPORTUNITY	SCORE/100	RANK/54	TREND
FOUNDATIONS FOR ECONOMIC OPPORTUNITY	51.2	19	+1.3
PUBLIC ADMINISTRATION	56.5	17	-5.8
Civil Registration (GI)	75.0	8	0.0
Capacity of the Statistical System (GI/ODW/WB)	35.6	36	-0.5
Tax & Revenue Mobilisation (AfDB/ICTD&UNU-WIDER/WB)	44.3	26	-1.9
Budgetary & Financial Management (AfDB/WB)	76.9	5	-14.3
Professional Administration (AfDB/GI/WB)	50.7	13	-12.4
BUSINESS ENVIRONMENT	60.9	11	+9.9
Regional Integration (AfDB)	87.5	3	0.0
Trade Environment (WB)	60.2	19	+4.1
Business & Competition Regulation (AfDB/BS/WB/WEF)	68.0	8	+1.4
Access to Financial Services (WB)	35.7	18	+26.2
Labour Relations (GI/WEF)	53.0	26	+17.9
INFRASTRUCTURE	25.1	46	+9.0
Transport Network (WEF/UPU)	33.4	29	-0.8
Access to Energy (WB)	10.7	52	+1.3
Mobile Communications (ITU)	46.7	41	+27.2
Digital Access (ITU/WB)	9.5	36	+8.1
RURAL SECTOR	62.2	12	-7.9
Rural Land & Water Access (IFAD)	52.2	29	-10.5
Rural Market Access (IFAD)	62.5	6	-4.3
Rural Sector Support (IFAD)	58.2	22	-15.6
Rural Businesses & Organisations (IFAD)	75.7	3	-1.3



PARTICIPATION, RIGHTS & INCLUSION

SCORE/100 2019 RANK/54 2019 TREND 2010-2019

PARTICIPATION, RIGHTS & INCLUSION	SCORE/100	RANK/54	TREND
PARTICIPATION, RIGHTS & INCLUSION	56.7	14	-3.5
PARTICIPATION	61.4	13	-4.8
Freedom of Association & Assembly (FH/GI)	62.5	11	+12.5
Political Pluralism (GI/V-DEM)	66.0	5	-3.9
Civil Society Space (GI/V-DEM)	65.4	21	-20.0
Democratic Elections (CDD/GI/V-DEM)	51.6	20	-8.0
RIGHTS	50.8	21	-9.0
Personal Liberties (FH/V-DEM/WJP)	44.3	24	-6.0
Freedom of Expression & Belief (FH/V-DEM/WJP)	82.1	14	-13.9
Media Freedom (GI/V-DEM/RSF)	70.7	11	-2.8
Digital Rights (DSP & V-DEM/GI)	48.7	33	-13.7
Protection against Discrimination (GI)	8.3	26	-8.4
INCLUSION & EQUALITY	62.1	9	-0.8
Equal Political Power (V-DEM)	58.1	10	-0.6
Equal Political Representation (FH/IPU/V-DEM)	50.2	21	+7.3
Equal Civil Liberties (V-DEM)	59.9	25	-13.3
Equal Socioeconomic Opportunity (GI/V-DEM)	83.3	5	+2.9
Equal Access to Public Services (V-DEM)	59.2	7	0.0
GENDER	52.5	26	+0.4
Political Power & Representation of Women (GI/IPU/V-DEM)	25.9	50	-22.2
Equal Civil Liberties for Women (V-DEM)	90.8	5	-3.5
Socioeconomic Opportunity for Women (GI/V-DEM)	70.9	6	+19.2
Equal Access to Public Services for Women (V-DEM)	49.9	23	0.0
Laws on Violence against Women (OECD)	25.0	20	+8.3



HUMAN DEVELOPMENT

SCORE/100 2019 RANK/54 2019 TREND 2010-2019

HUMAN DEVELOPMENT	SCORE/100	RANK/54	TREND
HUMAN DEVELOPMENT	50.7	28	+5.4
HEALTH	56.3	34	+6.0
Access to Healthcare (V-DEM/WHO)	47.6	26	+0.6
Access to Water & Sanitation (WHO & UNICEF)	20.1	49	+2.1
Control of Communicable Diseases (UNAIDS/WHO)	85.0	17	+17.9
Control of Non-Communicable Diseases (IHME)	73.2	16	-2.1
Control of Child & Maternal Mortality (ICGME/MMEIG)	67.9	33	+15.0
Compliance with International Health Regulations (IHR) (WHO)	44.2	37	+2.8
EDUCATION	41.5	39	+10.0
Equality in Education (V-DEM/WB)	45.7	33	+11.8
Education Enrolment (UNESCO)	21.1	41	+11.6
Education Completion (UNDP/WB)	41.1	39	+20.7
Human Resources in Education (UNESCO)	73.8	24	+4.6
Education Quality (BS/WB/WEF)	26.0	40	+1.5
SOCIAL PROTECTION	45.3	26	-1.2
Social Safety Nets (BS/GI)	35.1	18	+8.3
Poverty Reduction Policies (AfDB/BS/WB)	47.2	24	-1.7
Socioeconomic Inequality Mitigation (AfDB/WB/WID.World)	63.9	14	+2.4
Access to Housing (CAHF/UN-Habitat)	22.9	34	-15.4
Absence of Undernourishment (FAO)	57.4	23	+0.3
SUSTAINABLE ENVIRONMENT	59.6	18	+6.8
Promotion of Environmental Sustainability (AfDB/BS/WB)	59.5	15	+10.7
Enforcement of Environmental Policies (WEF/WJP)	43.9	27	+4.9
Air Quality (HEI & IHME)	45.2	45	+6.8
Sustainable Management of Land & Forests (FAO/WB/WRI)	62.0	25	+10.4
Land & Water Biodiversity (WB/Yale & Columbia)	87.2	8	+0.9



OVERALL GOVERNANCE

2019 SCORE/100	2019 RANK/54	TREND 2010-2019
36.9	44 th	-3.6

TREND CLASSIFICATION KEY

- Increasing Improvement
- Slowing Improvement
- Bouncing Back
- Warning Signs
- Slowing Deterioration
- Increasing Deterioration
- No Change
- Not Classified



SECURITY & RULE OF LAW

SCORE/100 2019 RANK/54 2019 TREND 2010-2019

SECURITY & RULE OF LAW	SCORE/100	RANK/54	TREND
SECURITY & SAFETY	56.2	48	-26.4
Absence of Armed Conflict (ACLED/UCDP)	85.1	42	-10.5
Absence of Violence against Civilians (ACLED/PTS)	6.3	52	-66.4
Absence of Forced Migration (IDMC/UNHCR)	68.6	49	-19.6
Absence of Human Trafficking & Forced Labour (USDS/V-DEM)	32.2	46	-36.7
Absence of Criminality (WHO)	89.0	16	+1.5
RULE OF LAW & JUSTICE	24.8	46	-8.2
Executive Compliance with the Rule of Law (V-DEM/WJP)	32.4	45	-14.3
Impartiality of the Judicial System (GI/V-DEM)	1.8	51	-10.8
Judicial Processes (V-DEM/WJP)	21.1	49	-38.9
Equality before the Law (FH/WJP)	33.3	34	0.0
Law Enforcement (GI/WEF/WJP)	28.7	32	+12.9
Property Rights (BS/V-DEM/WJP)	31.5	45	+1.9
ACCOUNTABILITY & TRANSPARENCY	15.6	48	-15.7
Institutional Checks & Balances (BS/V-DEM/WJP)	16.2	48	-25.9
Civic Checks & Balances (BS/V-DEM/WJP)	25.6	48	-15.5
Absence of Undue Influence on Government (BS/FH)	11.1	41	-29.2
Disclosure of Financial & Judicial Information (GI/IBP/WJP)	10.5	48	-0.4
Accessibility of Information (GI/WJP)	14.6	39	-7.6
ANTI-CORRUPTION	24.1	45	-0.4
Anti-Corruption Mechanisms (BS/GI)	21.4	41	-4.8
Absence of Corruption in State Institutions (V-DEM/WJP)	13.1	52	-9.8
Absence of Corruption in the Public Sector (V-DEM/WEF/WJP)	17.9	51	-1.2
Public Procurement Procedures (GI)	37.5	17	0.0
Absence of Corruption in the Private Sector (WB/WEF)	30.8	34	+13.8



FOUNDATIONS FOR ECONOMIC OPPORTUNITY

SCORE/100 2019 RANK/54 2019 TREND 2010-2019

FOUNDATIONS FOR ECONOMIC OPPORTUNITY	SCORE/100	RANK/54	TREND
FOUNDATIONS FOR ECONOMIC OPPORTUNITY	37.0	43	+3.0
PUBLIC ADMINISTRATION	41.6	38	-7.0
Civil Registration (GI)	50.0	32	-12.5
Capacity of the Statistical System (GI/ODW/WB)	42.6	28	-1.6
Tax & Revenue Mobilisation (AfDB/ICTD&UNU-WIDER/WB)	38.5	36	+1.7
Budgetary & Financial Management (AfDB/WB)	43.5	31	-20.4
Professional Administration (AfDB/GI/WB)	33.6	29	-1.7
BUSINESS ENVIRONMENT	37.9	43	+2.3
Regional Integration (AfDB)	62.5	17	0.0
Trade Environment (WB)	34.2	44	+0.5
Business & Competition Regulation (AfDB/BS/WB/WEF)	52.6	30	+8.5
Access to Financial Services (WB)	6.2	39	-0.3
Labour Relations (GI/WEF)	33.9	42	+2.9
INFRASTRUCTURE	27.2	42	+12.6
Transport Network (WEF/UPU)	47.1	19	+17.2
Access to Energy (WB)	7.2	54	+5.9
Mobile Communications (ITU)	52.8	34	+25.5
Digital Access (ITU/WB)	1.7	54	+1.6
RURAL SECTOR	41.4	39	+4.2
Rural Land & Water Access (IFAD)	51.6	31	+11.5
Rural Market Access (IFAD)	25.0	42	+8.2
Rural Sector Support (IFAD)	44.8	37	-7.6
Rural Businesses & Organisations (IFAD)	44.3	37	+4.6



PARTICIPATION, RIGHTS & INCLUSION

SCORE/100 2019 RANK/54 2019 TREND 2010-2019

PARTICIPATION, RIGHTS & INCLUSION	SCORE/100	RANK/54	TREND
PARTICIPATION, RIGHTS & INCLUSION	33.2	42	-11.0
PARTICIPATION	6.7	53	-21.2
Freedom of Association & Assembly (FH/GI)	0.0	47	-37.5
Political Pluralism (GI/V-DEM)	2.2	52	-15.5
Civil Society Space (GI/V-DEM)	5.1	53	-27.3
Democratic Elections (CDD/GI/V-DEM)	19.4	48	-4.7
RIGHTS	20.3	49	-17.0
Personal Liberties (FH/V-DEM/WJP)	15.8	49	-9.3
Freedom of Expression & Belief (FH/V-DEM/WJP)	37.5	43	-25.0
Media Freedom (GI/V-DEM/RSF)	15.7	53	-33.0
Digital Rights (DSP & V-DEM/GI)	24.2	48	-17.8
Protection against Discrimination (GI)	8.3	26	0.0
INCLUSION & EQUALITY	39.8	33	-8.7
Equal Political Power (V-DEM)	32.0	39	-15.1
Equal Political Representation (FH/IPU/V-DEM)	52.9	17	-16.4
Equal Civil Liberties (V-DEM)	34.9	47	-5.2
Equal Socioeconomic Opportunity (GI/V-DEM)	31.3	42	-6.9
Equal Access to Public Services (V-DEM)	47.7	15	0.0
GENDER	66.1	5	+3.2
Political Power & Representation of Women (GI/IPU/V-DEM)	66.0	6	+24.5
Equal Civil Liberties for Women (V-DEM)	78.2	26	-1.1
Socioeconomic Opportunity for Women (GI/V-DEM)	45.0	31	-7.2
Equal Access to Public Services for Women (V-DEM)	91.4	3	0.0
Laws on Violence against Women (OECD)	50.0	3	0.0



HUMAN DEVELOPMENT

SCORE/100 2019 RANK/54 2019 TREND 2010-2019

HUMAN DEVELOPMENT	SCORE/100	RANK/54	TREND
HUMAN DEVELOPMENT	47.2	36	+6.3
HEALTH	55.6	36	+6.7
Access to Healthcare (V-DEM/WHO)	58.8	17	+2.8
Access to Water & Sanitation (WHO & UNICEF)	38.9	32	+2.2
Control of Communicable Diseases (UNAIDS/WHO)	79.2	27	+8.1
Control of Non-Communicable Diseases (IHME)	67.1	27	+1.6
Control of Child & Maternal Mortality (IGCME/MMEIG)	65.3	36	+15.1
Compliance with International Health Regulations (IHR) (WHO)	24.1	53	+10.0
EDUCATION	52.7	23	+10.2
Equality in Education (V-DEM/WB)	52.1	21	+11.6
Education Enrolment (UNESCO)	31.9	27	+3.9
Education Completion (UNDP/WB)	50.3	29	+10.3
Human Resources in Education (UNESCO)	79.1	16	+9.0
Education Quality (BS/WB/WEF)	50.2	20	+16.1
SOCIAL PROTECTION	35.6	37	-1.6
Social Safety Nets (BS/GI)	18.5	44	-8.3
Poverty Reduction Policies (AfDB/BS/WB)	44.0	29	-1.4
Socioeconomic Inequality Mitigation (AfDB/WB/WID.World)	52.6	23	-2.3
Access to Housing (CAHF/UN-Habitat)	27.3	30	+5.6
Absence of Undernourishment (FAO)	.	.	-
SUSTAINABLE ENVIRONMENT	44.7	43	+9.7
Promotion of Environmental Sustainability (AfDB/BS/WB)	42.5	40	-4.3
Enforcement of Environmental Policies (WEF/WJP)	38.0	35	+19.6
Air Quality (HEI & IHME)	49.2	42	+9.2
Sustainable Management of Land & Forests (FAO/WB/WRI)	47.4	47	+13.6
Land & Water Biodiversity (WB/Yale & Columbia)	46.7	31	+10.8



OVERALL GOVERNANCE

2019 SCORE/100	2019 RANK/54	TREND 2010-2019
73.1	2 nd	+0.2

TREND CLASSIFICATION KEY

- Increasing Improvement
- Warning Signs
- No Change
- Slowing Improvement
- Slowing Deterioration
- Not Classified
- Bouncing Back
- Increasing Deterioration



SECURITY & RULE OF LAW

SCORE/100 2019 RANK/54 2019 TREND 2010-2019

SECURITY & RULE OF LAW	SCORE/100	RANK/54	TREND
SECURITY & SAFETY	89.4	4	-0.5
Absence of Armed Conflict (ACLED/UCDP)	100.0	1	0.0
Absence of Violence against Civilians (ACLED/PTS)	100.0	1	+6.2
Absence of Forced Migration (IDMC/UNHCR)	100.0	1	+0.1
Absence of Human Trafficking & Forced Labour (USDS/V-DEM)	71.9	4	-0.2
Absence of Criminality (WHO)	75.2	43	-8.5
RULE OF LAW & JUSTICE	88.5	1	+6.3
Executive Compliance with the Rule of Law (V-DEM/WJP)	93.5	2	-2.1
Impartiality of the Judicial System (GI/V-DEM)	98.2	2	+7.2
Judicial Processes (V-DEM/WJP)	81.5	3	-11.9
Equality before the Law (FH/WJP)	100.0	1	0.0
Law Enforcement (GI/WEF/WJP)	67.6	5	+38.0
Property Rights (BS/V-DEM/WJP)	90.2	2	+6.7
ACCOUNTABILITY & TRANSPARENCY	68.4	3	-9.1
Institutional Checks & Balances (BS/V-DEM/WJP)	100.0	1	+5.6
Civic Checks & Balances (BS/V-DEM/WJP)	59.2	21	-26.4
Absence of Undue Influence on Government (BS/FH)	100.0	1	0.0
Disclosure of Financial & Judicial Information (GI/IBP/WJP)	50.0	4	-12.5
Accessibility of Information (GI/WJP)	32.6	20	-12.5
ANTI-CORRUPTION	58.6	7	-5.0
Anti-Corruption Mechanisms (BS/GI)	50.0	13	+12.5
Absence of Corruption in State Institutions (V-DEM/WJP)	84.5	1	+1.4
Absence of Corruption in the Public Sector (V-DEM/WEF/WJP)	77.8	5	-4.8
Public Procurement Procedures (GI)	12.5	37	-25.0
Absence of Corruption in the Private Sector (WB/WEF)	68.0	6	-9.4



FOUNDATIONS FOR ECONOMIC OPPORTUNITY

SCORE/100 2019 RANK/54 2019 TREND 2010-2019

FOUNDATIONS FOR ECONOMIC OPPORTUNITY	SCORE/100	RANK/54	TREND
FOUNDATIONS FOR ECONOMIC OPPORTUNITY	72.8	2	+3.5
PUBLIC ADMINISTRATION	73.0	1	-0.7
Civil Registration (GI)	100.0	1	0.0
Capacity of the Statistical System (GI/ODW/WB)	59.2	11	-5.6
Tax & Revenue Mobilisation (AfDB/ICTD&UNU-WIDER/WB)	71.9	3	+16.3
Budgetary & Financial Management (AfDB/WB)	71.4	9	-14.3
Professional Administration (AfDB/GI/WB)	62.5	7	0.0
BUSINESS ENVIRONMENT	68.8	6	-0.9
Regional Integration (AfDB)	.	.	-
Trade Environment (WB)	74.3	4	+5.0
Business & Competition Regulation (AfDB/BS/WB/WEF)	63.6	16	+3.8
Access to Financial Services (WB)	.	.	-
Labour Relations (GI/WEF)	68.6	12	-11.5
INFRASTRUCTURE	68.7	9	+18.9
Transport Network (WEF/UPU)	49.2	16	-6.6
Access to Energy (WB)	93.3	7	+13.0
Mobile Communications (ITU)	70.7	12	+20.3
Digital Access (ITU/WB)	61.6	8	+49.1
RURAL SECTOR	80.6	2	-3.3
Rural Land & Water Access (IFAD)	85.7	2	0.0
Rural Market Access (IFAD)	75.0	2	0.0
Rural Sector Support (IFAD)	69.2	6	-13.0
Rural Businesses & Organisations (IFAD)	92.5	2	0.0



PARTICIPATION, RIGHTS & INCLUSION

SCORE/100 2019 RANK/54 2019 TREND 2010-2019

PARTICIPATION, RIGHTS & INCLUSION	SCORE/100	RANK/54	TREND
PARTICIPATION, RIGHTS & INCLUSION	76.6	2	-0.2
PARTICIPATION	83.6	1	-4.3
Freedom of Association & Assembly (FH/GI)	87.5	4	-12.5
Political Pluralism (GI/V-DEM)	74.9	3	-2.0
Civil Society Space (GI/V-DEM)	92.5	4	-6.1
Democratic Elections (CDD/GI/V-DEM)	79.4	3	+3.3
RIGHTS	84.0	1	+3.8
Personal Liberties (FH/V-DEM/WJP)	84.3	2	-1.4
Freedom of Expression & Belief (FH/V-DEM/WJP)	98.0	1	+0.5
Media Freedom (GI/V-DEM/RSF)	84.8	1	-9.7
Digital Rights (DSP & V-DEM/GI)	94.7	1	-0.8
Protection against Discrimination (GI)	58.3	2	+30.5
INCLUSION & EQUALITY	70.4	5	+4.7
Equal Political Power (V-DEM)	68.2	5	-0.1
Equal Political Representation (FH/IPU/V-DEM)	92.9	1	+24.3
Equal Civil Liberties (V-DEM)	78.9	4	-1.6
Equal Socioeconomic Opportunity (GI/V-DEM)	69.6	12	-0.3
Equal Access to Public Services (V-DEM)	42.4	19	+1.4
GENDER	68.2	4	-5.1
Political Power & Representation of Women (GI/IPU/V-DEM)	51.5	27	-22.2
Equal Civil Liberties for Women (V-DEM)	88.4	12	+3.4
Socioeconomic Opportunity for Women (GI/V-DEM)	66.2	9	-1.7
Equal Access to Public Services for Women (V-DEM)	66.7	10	+0.1
Laws on Violence against Women (OECD)	.	.	-



HUMAN DEVELOPMENT

SCORE/100 2019 RANK/54 2019 TREND 2010-2019

HUMAN DEVELOPMENT	SCORE/100	RANK/54	TREND
HUMAN DEVELOPMENT	67.0	6	-0.1
HEALTH	80.5	2	+4.8
Access to Healthcare (V-DEM/WHO)	64.8	8	-6.9
Access to Water & Sanitation (WHO & UNICEF)	76.7	9	+10.5
Control of Communicable Diseases (UNAIDS/WHO)	98.3	2	+18.0
Control of Non-Communicable Diseases (IHME)	82.1	3	-1.8
Control of Child & Maternal Mortality (ICGME/MMEIG)	96.7	6	+2.2
Compliance with International Health Regulations (IHR) (WHO)	64.2	22	+6.6
EDUCATION	70.1	5	+0.3
Equality in Education (V-DEM/WB)	71.5	8	+3.5
Education Enrolment (UNESCO)	54.6	5	+1.8
Education Completion (UNDP/WB)	67.3	18	-9.9
Human Resources in Education (UNESCO)	93.2	3	+6.8
Education Quality (BS/WB/WEF)	63.9	9	-0.5
SOCIAL PROTECTION	58.4	8	-8.8
Social Safety Nets (BS/GI)	58.3	8	+25.0
Poverty Reduction Policies (AfDB/BS/WB)	92.9	1	-7.1
Socioeconomic Inequality Mitigation (AfDB/WB/WID.World)	60.0	18	-40.0
Access to Housing (CAHF/UN-Habitat)	21.9	37	-15.1
Absence of Undernourishment (FAO)	59.2	20	-6.6
SUSTAINABLE ENVIRONMENT	58.8	21	+3.2
Promotion of Environmental Sustainability (AfDB/BS/WB)	71.4	6	0.0
Enforcement of Environmental Policies (WEF/WJP)	48.4	24	+17.2
Air Quality (HEI & IHME)	93.0	7	+3.5
Sustainable Management of Land & Forests (FAO/WB/WRI)	72.9	9	-4.4
Land & Water Biodiversity (WB/Yale & Columbia)	8.4	50	+0.1

**OVERALL GOVERNANCE**

2019 SCORE/100 2019 RANK/54 TREND 2010-2019
43.5 **37th** **-0.6**

TREND CLASSIFICATION KEY

- Increasing Improvement ■ Slowing Improvement ■ Bouncing Back
- Warning Signs ■ Slowing Deterioration ■ Increasing Deterioration
- No Change - Not Classified

**SECURITY & RULE OF LAW**

SCORE/100 RANK/54 TREND
 2019 2019 2010-2019

	SCORE/100	RANK/54	TREND
	2019	2019	2010-2019
SECURITY & RULE OF LAW	35.7	44	-5.5
SECURITY & SAFETY	61.3	43	-20.6
Absence of Armed Conflict (ACLED/UCDP)	61.3	46	-38.2
Absence of Violence against Civilians (ACLED/PTS)	11.5	51	-78.1
Absence of Forced Migration (IDMC/UNHCR)	88.7	43	-10.2
Absence of Human Trafficking & Forced Labour (USDS/V-DEM)	56.1	23	+10.8
Absence of Criminality (WHO)	88.9	18	+12.9
RULE OF LAW & JUSTICE	25.6	45	-0.1
Executive Compliance with the Rule of Law (V-DEM/WJP)	29.1	48	-6.2
Impartiality of the Judicial System (GI/V-DEM)	7.3	48	+5.6
Judicial Processes (V-DEM/WJP)	25.0	45	-4.3
Equality before the Law (FH/WJP)	13.2	45	-6.1
Law Enforcement (GI/WEF/WJP)	27.7	34	+9.9
Property Rights (BS/V-DEM/WJP)	51.5	31	+1.0
ACCOUNTABILITY & TRANSPARENCY	26.0	38	+1.6
Institutional Checks & Balances (BS/V-DEM/WJP)	31.9	35	+1.0
Civic Checks & Balances (BS/V-DEM/WJP)	37.7	38	+3.7
Absence of Undue Influence on Government (BS/FH)	18.1	33	0.0
Disclosure of Financial & Judicial Information (GI/IBP/WJP)	19.9	38	+5.9
Accessibility of Information (GI/WJP)	22.8	31	-2.3
ANTI-CORRUPTION	29.7	37	-3.3
Anti-Corruption Mechanisms (BS/GI)	26.2	34	-33.3
Absence of Corruption in State Institutions (V-DEM/WJP)	20.9	47	+5.0
Absence of Corruption in the Public Sector (V-DEM/WEF/WJP)	18.6	50	+0.4
Public Procurement Procedures (GI)	50.0	11	0.0
Absence of Corruption in the Private Sector (WB/WEF)	32.9	31	+11.6

**FOUNDATIONS FOR ECONOMIC OPPORTUNITY**

SCORE/100 RANK/54 TREND
 2019 2019 2010-2019

	SCORE/100	RANK/54	TREND
	2019	2019	2010-2019
FOUNDATIONS FOR ECONOMIC OPPORTUNITY	47.2	29	+1.2
PUBLIC ADMINISTRATION	44.4	36	0.0
Civil Registration (GI)	37.5	45	+12.5
Capacity of the Statistical System (GI/ODW/WB)	35.5	37	-5.9
Tax & Revenue Mobilisation (AfDB/ICTD&UNU-WIDER/WB)	51.5	14	+6.2
Budgetary & Financial Management (AfDB/WB)	63.7	17	-0.2
Professional Administration (AfDB/GI/WB)	33.9	27	-12.5
BUSINESS ENVIRONMENT	46.7	32	+1.3
Regional Integration (AfDB)	87.5	3	+6.2
Trade Environment (WB)	34.0	45	+7.5
Business & Competition Regulation (AfDB/BS/WB/WEF)	56.1	25	+1.6
Access to Financial Services (WB)	30.8	22	+20.8
Labour Relations (GI/WEF)	25.3	45	-29.6
INFRASTRUCTURE	44.4	20	+5.8
Transport Network (WEF/UPU)	35.3	27	-10.1
Access to Energy (WB)	61.1	21	+9.8
Mobile Communications (ITU)	65.3	22	+10.9
Digital Access (ITU/WB)	16.0	25	+12.7
RURAL SECTOR	53.4	25	-2.1
Rural Land & Water Access (IFAD)	55.5	23	-5.4
Rural Market Access (IFAD)	45.8	28	0.0
Rural Sector Support (IFAD)	54.7	27	-2.9
Rural Businesses & Organisations (IFAD)	57.5	22	0.0

**PARTICIPATION, RIGHTS & INCLUSION**

SCORE/100 RANK/54 TREND
 2019 2019 2010-2019

	SCORE/100	RANK/54	TREND
	2019	2019	2010-2019
PARTICIPATION, RIGHTS & INCLUSION	36.6	37	-5.2
PARTICIPATION	20.7	47	-7.4
Freedom of Association & Assembly (FH/GI)	0.0	47	-12.5
Political Pluralism (GI/V-DEM)	32.9	36	-5.4
Civil Society Space (GI/V-DEM)	30.1	42	-9.4
Democratic Elections (CDD/GI/V-DEM)	19.7	47	-2.3
RIGHTS	34.3	37	-14.2
Personal Liberties (FH/V-DEM/WJP)	22.5	44	-33.5
Freedom of Expression & Belief (FH/V-DEM/WJP)	45.3	39	-9.7
Media Freedom (GI/V-DEM/RSF)	42.9	42	-11.4
Digital Rights (DSP & V-DEM/GI)	44.2	37	-33.1
Protection against Discrimination (GI)	16.7	18	+16.7
INCLUSION & EQUALITY	37.1	37	+2.3
Equal Political Power (V-DEM)	42.2	32	+9.8
Equal Political Representation (FH/IPU/V-DEM)	18.0	48	+1.5
Equal Civil Liberties (V-DEM)	55.2	28	-2.5
Equal Socioeconomic Opportunity (GI/V-DEM)	32.2	41	+2.4
Equal Access to Public Services (V-DEM)	37.7	29	0.0
GENDER	54.5	21	-1.2
Political Power & Representation of Women (GI/IPU/V-DEM)	48.8	31	+8.3
Equal Civil Liberties for Women (V-DEM)	79.5	24	-3.0
Socioeconomic Opportunity for Women (GI/V-DEM)	50.4	24	+5.6
Equal Access to Public Services for Women (V-DEM)	69.0	8	0.0
Laws on Violence against Women (OECD)	25.0	20	-16.7

**HUMAN DEVELOPMENT**

SCORE/100 RANK/54 TREND
 2019 2019 2010-2019

	SCORE/100	RANK/54	TREND
	2019	2019	2010-2019
HUMAN DEVELOPMENT	54.4	22	+7.1
HEALTH	53.3	41	+7.2
Access to Healthcare (V-DEM/WHO)	16.8	49	+1.6
Access to Water & Sanitation (WHO & UNICEF)	37.7	34	+0.3
Control of Communicable Diseases (UNAIDS/WHO)	75.4	33	+12.2
Control of Non-Communicable Diseases (IHME)	72.6	19	+4.8
Control of Child & Maternal Mortality (IGCME/MMEIG)	60.2	38	+12.9
Compliance with International Health Regulations (IHR) (WHO)	56.9	31	+11.4
EDUCATION	53.7	22	+8.1
Equality in Education (V-DEM/WB)	56.6	18	+3.5
Education Enrolment (UNESCO)	35.9	22	+3.8
Education Completion (UNDP/WB)	57.4	25	+19.4
Human Resources in Education (UNESCO)	66.5	31	+14.6
Education Quality (BS/WB/WEF)	52.0	19	-1.2
SOCIAL PROTECTION	52.3	10	+4.0
Social Safety Nets (BS/GI)	33.9	20	0.0
Poverty Reduction Policies (AfDB/BS/WB)	57.1	12	+3.8
Socioeconomic Inequality Mitigation (AfDB/WB/WID.World)	43.1	34	+1.7
Access to Housing (CAHF/UN-Habitat)	36.9	18	+7.2
Absence of Undernourishment (FAO)	90.3	8	+7.4
SUSTAINABLE ENVIRONMENT	58.6	22	+9.6
Promotion of Environmental Sustainability (AfDB/BS/WB)	58.7	17	+9.1
Enforcement of Environmental Policies (WEF/WJP)	54.9	11	+18.7
Air Quality (HEI & IHME)	70.9	24	+16.1
Sustainable Management of Land & Forests (FAO/WB/WRI)	65.6	17	-3.3
Land & Water Biodiversity (WB/Yale & Columbia)	42.6	32	+6.8

2020 IAG Scores, Ranks & Trends - Central African Republic

94



OVERALL GOVERNANCE

2019 SCORE/100	2019 RANK/54	TREND 2010-2019
30.7	50 th	-0.9

TREND CLASSIFICATION KEY

Increasing Improvement	Slowing Improvement	Bouncing Back
Warning Signs	Slowing Deterioration	Increasing Deterioration
No Change	Not Classified	



SECURITY & RULE OF LAW

	SCORE/100 2019	RANK/54 2019	TREND 2010-2019
SECURITY & RULE OF LAW	34.1	45	+2.4
SECURITY & SAFETY	54.1	49	-11.1
Absence of Armed Conflict (ACLED/UCDP)	82.0	43	-9.4
Absence of Violence against Civilians (ACLED/PTS)	70.6	37	+8.9
Absence of Forced Migration (IDMC/UNHCR)	20.3	53	-34.2
Absence of Human Trafficking & Forced Labour (USDS/V-DEM)	45.3	40	-0.8
Absence of Criminality (WHO)	52.1	52	-20.1
RULE OF LAW & JUSTICE	26.3	44	+0.4
Executive Compliance with the Rule of Law (V-DEM/WJP)	53.2	27	+6.7
Impartiality of the Judicial System (GI/V-DEM)	47.4	20	+37.4
Judicial Processes (V-DEM/WJP)	24.7	46	-4.6
Equality before the Law (FH/WJP)	0.0	46	-33.3
Law Enforcement (GI/WEF/WJP)	0.0	47	0.0
Property Rights (BS/V-DEM/WJP)	32.3	43	-4.1
ACCOUNTABILITY & TRANSPARENCY	26.4	37	+3.8
Institutional Checks & Balances (BS/V-DEM/WJP)	42.6	29	-4.3
Civic Checks & Balances (BS/V-DEM/WJP)	37.6	39	-6.1
Absence of Undue Influence on Government (BS/FH)	16.7	40	+11.1
Disclosure of Financial & Judicial Information (GI/IBP/WJP)	25.0	30	+25.0
Accessibility of Information (GI/WJP)	10.4	41	-6.3
ANTI-CORRUPTION	29.8	36	+16.7
Anti-Corruption Mechanisms (BS/GI)	31.0	29	+16.7
Absence of Corruption in State Institutions (V-DEM/WJP)	41.4	28	+21.5
Absence of Corruption in the Public Sector (V-DEM/WEF/WJP)	31.6	37	+12.9
Public Procurement Procedures (GI)	25.0	26	+12.5
Absence of Corruption in the Private Sector (WB/WEF)	20.0	44	+20.0



FOUNDATIONS FOR ECONOMIC OPPORTUNITY

	SCORE/100 2019	RANK/54 2019	TREND 2010-2019
FOUNDATIONS FOR ECONOMIC OPPORTUNITY	25.5	50	-3.5
PUBLIC ADMINISTRATION	31.1	45	-6.7
Civil Registration (GI)	50.0	32	0.0
Capacity of the Statistical System (GI/ODW/WB)	23.1	48	-1.1
Tax & Revenue Mobilisation (AfDB/ICTD&UNU-WIDER/WB)	23.5	45	-1.6
Budgetary & Financial Management (AfDB/WB)	37.6	36	-20.4
Professional Administration (AfDB/GI/WB)	21.1	44	-10.8
BUSINESS ENVIRONMENT	34.5	46	-6.7
Regional Integration (AfDB)	50.0	25	-12.5
Trade Environment (WB)	48.8	34	-4.6
Business & Competition Regulation (AfDB/BS/WB/WEF)	34.8	45	-3.1
Access to Financial Services (WB)	13.9	35	+11.9
Labour Relations (GI/WEF)	25.0	46	-25.0
INFRASTRUCTURE	21.0	48	+17.2
Transport Network (WEF/UPU)	.	.	-
Access to Energy (WB)	29.5	42	+23.6
Mobile Communications (ITU)	31.4	51	+27.0
Digital Access (ITU/WB)	2.1	51	+0.9
RURAL SECTOR	15.3	50	-17.8
Rural Land & Water Access (IFAD)	5.8	50	-45.0
Rural Market Access (IFAD)	12.5	49	0.0
Rural Sector Support (IFAD)	25.6	49	-5.9
Rural Businesses & Organisations (IFAD)	17.4	49	-20.2



PARTICIPATION, RIGHTS & INCLUSION

	SCORE/100 2019	RANK/54 2019	TREND 2010-2019
PARTICIPATION, RIGHTS & INCLUSION	35.6	39	-1.8
PARTICIPATION	38.6	28	+6.5
Freedom of Association & Assembly (FH/GI)	12.5	38	-12.5
Political Pluralism (GI/V-DEM)	42.7	25	+10.6
Civil Society Space (GI/V-DEM)	42.7	32	-10.5
Democratic Elections (CDD/GI/V-DEM)	56.5	18	+38.5
RIGHTS	36.1	36	-10.3
Personal Liberties (FH/V-DEM/WJP)	15.1	50	-9.3
Freedom of Expression & Belief (FH/V-DEM/WJP)	24.8	50	-31.1
Media Freedom (GI/V-DEM/RSF)	58.4	26	-2.2
Digital Rights (DSP & V-DEM/GI)	74.0	14	-17.2
Protection against Discrimination (GI)	8.3	26	+8.3
INCLUSION & EQUALITY	23.6	50	-5.8
Equal Political Power (V-DEM)	56.1	11	+4.3
Equal Political Representation (FH/IPU/V-DEM)	11.0	51	-22.0
Equal Civil Liberties (V-DEM)	37.1	46	+2.5
Equal Socioeconomic Opportunity (GI/V-DEM)	11.9	54	-0.3
Equal Access to Public Services (V-DEM)	2.1	54	-13.2
GENDER	43.9	37	+2.2
Political Power & Representation of Women (GI/IPU/V-DEM)	53.2	24	+2.1
Equal Civil Liberties for Women (V-DEM)	58.8	41	-5.1
Socioeconomic Opportunity for Women (GI/V-DEM)	29.2	45	-4.3
Equal Access to Public Services for Women (V-DEM)	3.4	54	-6.8
Laws on Violence against Women (OECD)	75.0	1	+25.0



HUMAN DEVELOPMENT

	SCORE/100 2019	RANK/54 2019	TREND 2010-2019
HUMAN DEVELOPMENT	27.5	52	-0.9
HEALTH	35.4	52	+2.1
Access to Healthcare (V-DEM/WHO)	36.8	36	-1.3
Access to Water & Sanitation (WHO & UNICEF)	27.2	46	-0.4
Control of Communicable Diseases (UNAIDS/WHO)	37.3	54	-4.0
Control of Non-Communicable Diseases (IHME)	49.6	48	+2.2
Control of Child & Maternal Mortality (ICGME/MMEIG)	35.4	49	+17.6
Compliance with International Health Regulations (IHR) (WHO)	26.1	51	-1.2
EDUCATION	12.6	53	-0.6
Equality in Education (V-DEM/WB)	26.2	48	+4.1
Education Enrolment (UNESCO)	15.0	45	+4.0
Education Completion (UNDP/WB)	20.8	50	+4.5
Human Resources in Education (UNESCO)	1.3	48	+1.3
Education Quality (BS/WB/WEF)	0.0	48	-16.7
SOCIAL PROTECTION	9.6	54	-4.2
Social Safety Nets (BS/GI)	7.1	52	-8.4
Poverty Reduction Policies (AfDB/BS/WB)	18.0	50	-2.9
Socioeconomic Inequality Mitigation (AfDB/WB/WID.World)	11.4	51	-6.0
Access to Housing (CAHF/UN-Habitat)	1.9	54	+0.6
Absence of Undernourishment (FAO)	.	.	-
SUSTAINABLE ENVIRONMENT	52.2	36	-1.1
Promotion of Environmental Sustainability (AfDB/BS/WB)	26.2	48	-13.5
Enforcement of Environmental Policies (WEF/WJP)	.	.	-
Air Quality (HEI & IHME)	11.0	54	+11.0
Sustainable Management of Land & Forests (FAO/WB/WRI)	74.6	8	-1.7
Land & Water Biodiversity (WB/Yale & Columbia)	97.0	5	0.0



OVERALL GOVERNANCE

2019 SCORE/100	2019 RANK/54	TREND 2010-2019
33.9	47 th	+3.7

TREND CLASSIFICATION KEY

- Increasing Improvement
- Slowing Improvement
- Bouncing Back
- Warning Signs
- Slowing Deterioration
- Increasing Deterioration
- No Change
- Not Classified



SECURITY & RULE OF LAW

SCORE/100 2019 RANK/54 2019 TREND 2010-2019

SECURITY & RULE OF LAW	SCORE/100	RANK/54	TREND
SECURITY & RULE OF LAW	37.5	43	+6.5
SECURITY & SAFETY	77.3	35	-0.9
Absence of Armed Conflict (ACLED/UCDP)	85.4	40	-13.8
Absence of Violence against Civilians (ACLED/PTS)	75.9	34	-4.9
Absence of Forced Migration (IDMC/UNHCR)	96.7	34	+4.3
Absence of Human Trafficking & Forced Labour (USDS/V-DEM)	46.0	39	+8.1
Absence of Criminality (WHO)	82.5	31	+1.9
RULE OF LAW & JUSTICE	26.5	43	+7.9
Executive Compliance with the Rule of Law (V-DEM/WJP)	28.0	51	+10.3
Impartiality of the Judicial System (GI/V-DEM)	6.2	49	-3.7
Judicial Processes (V-DEM/WJP)	29.1	41	+8.9
Equality before the Law (FH/WJP)	0.0	46	0.0
Law Enforcement (GI/WEF/WJP)	50.4	11	+43.2
Property Rights (BS/V-DEM/WJP)	45.2	37	-11.2
ACCOUNTABILITY & TRANSPARENCY	24.6	39	+11.0
Institutional Checks & Balances (BS/V-DEM/WJP)	16.0	49	+0.5
Civic Checks & Balances (BS/V-DEM/WJP)	19.9	51	+2.0
Absence of Undue Influence on Government (BS/FH)	18.1	33	+5.6
Disclosure of Financial & Judicial Information (GI/IBP/WJP)	46.7	10	+38.4
Accessibility of Information (GI/WJP)	22.2	32	+8.3
ANTI-CORRUPTION	21.6	47	+8.0
Anti-Corruption Mechanisms (BS/GI)	21.4	41	-4.8
Absence of Corruption in State Institutions (V-DEM/WJP)	14.3	51	+5.8
Absence of Corruption in the Public Sector (V-DEM/WEF/WJP)	10.2	53	+5.4
Public Procurement Procedures (GI)	50.0	11	+37.5
Absence of Corruption in the Private Sector (WB/WEF)	12.0	52	-3.8



FOUNDATIONS FOR ECONOMIC OPPORTUNITY

SCORE/100 2019 RANK/54 2019 TREND 2010-2019

FOUNDATIONS FOR ECONOMIC OPPORTUNITY	SCORE/100	RANK/54	TREND
FOUNDATIONS FOR ECONOMIC OPPORTUNITY	33.5	47	+2.1
PUBLIC ADMINISTRATION	39.6	41	-2.6
Civil Registration (GI)	87.5	4	+25.0
Capacity of the Statistical System (GI/ODW/WB)	22.9	49	-17.6
Tax & Revenue Mobilisation (AfDB/ICTD&UNU-WIDER/WB)	23.0	46	-2.3
Budgetary & Financial Management (AfDB/WB)	43.5	31	-0.2
Professional Administration (AfDB/GI/WB)	21.1	44	-17.7
BUSINESS ENVIRONMENT	43.3	37	+2.6
Regional Integration (AfDB)	68.8	10	+6.3
Trade Environment (WB)	38.7	42	-2.6
Business & Competition Regulation (AfDB/BS/WB/WEF)	36.0	43	-13.6
Access to Financial Services (WB)	14.1	34	+6.5
Labour Relations (GI/WEF)	59.0	21	+16.5
INFRASTRUCTURE	16.0	53	+6.4
Transport Network (WEF/UPU)	20.1	41	-4.9
Access to Energy (WB)	8.0	53	+5.6
Mobile Communications (ITU)	32.6	50	+22.1
Digital Access (ITU/WB)	3.3	46	+2.7
RURAL SECTOR	35.0	42	+2.0
Rural Land & Water Access (IFAD)	37.4	41	-1.0
Rural Market Access (IFAD)	33.3	34	+12.5
Rural Sector Support (IFAD)	37.5	44	+0.7
Rural Businesses & Organisations (IFAD)	32.0	45	-4.1



PARTICIPATION, RIGHTS & INCLUSION

SCORE/100 2019 RANK/54 2019 TREND 2010-2019

PARTICIPATION, RIGHTS & INCLUSION	SCORE/100	RANK/54	TREND
PARTICIPATION, RIGHTS & INCLUSION	29.4	47	+2.1
PARTICIPATION	28.7	39	+1.1
Freedom of Association & Assembly (FH/GI)	12.5	38	-12.5
Political Pluralism (GI/V-DEM)	35.2	28	+14.2
Civil Society Space (GI/V-DEM)	43.6	31	+3.3
Democratic Elections (CDD/GI/V-DEM)	23.5	44	-0.6
RIGHTS	30.5	43	-5.3
Personal Liberties (FH/V-DEM/WJP)	18.6	45	-2.1
Freedom of Expression & Belief (FH/V-DEM/WJP)	37.5	43	0.0
Media Freedom (GI/V-DEM/RSF)	39.0	45	-17.3
Digital Rights (DSP & V-DEM/GI)	40.7	40	-7.3
Protection against Discrimination (GI)	16.7	18	0.0
INCLUSION & EQUALITY	21.7	52	+3.9
Equal Political Power (V-DEM)	15.0	54	+2.2
Equal Political Representation (FH/IPU/V-DEM)	16.0	49	+4.3
Equal Civil Liberties (V-DEM)	27.5	54	-1.6
Equal Socioeconomic Opportunity (GI/V-DEM)	30.8	43	+2.2
Equal Access to Public Services (V-DEM)	19.3	45	+12.6
GENDER	36.7	45	+8.9
Political Power & Representation of Women (GI/IPU/V-DEM)	37.7	41	+15.2
Equal Civil Liberties for Women (V-DEM)	61.4	40	-3.4
Socioeconomic Opportunity for Women (GI/V-DEM)	45.3	30	+18.5
Equal Access to Public Services for Women (V-DEM)	14.1	50	+14.1
Laws on Violence against Women (OECD)	25.0	20	0.0



HUMAN DEVELOPMENT

SCORE/100 2019 RANK/54 2019 TREND 2010-2019

HUMAN DEVELOPMENT	SCORE/100	RANK/54	TREND
HUMAN DEVELOPMENT	35.1	51	+3.8
HEALTH	39.2	51	+7.5
Access to Healthcare (V-DEM/WHO)	21.7	46	+6.3
Access to Water & Sanitation (WHO & UNICEF)	6.7	54	-0.5
Control of Communicable Diseases (UNAIDS/WHO)	64.7	43	+8.6
Control of Non-Communicable Diseases (IHME)	75.4	15	-0.1
Control of Child & Maternal Mortality (IGCME/MMEIG)	22.8	54	+13.9
Compliance with International Health Regulations (IHR) (WHO)	43.9	38	+16.6
EDUCATION	24.4	51	+1.2
Equality in Education (V-DEM/WB)	18.6	52	+4.0
Education Enrolment (UNESCO)	11.8	48	+1.9
Education Completion (UNDP/WB)	20.6	51	+9.7
Human Resources in Education (UNESCO)	48.6	43	+0.7
Education Quality (BS/WB/WEF)	22.5	42	-10.2
SOCIAL PROTECTION	24.4	48	+4.6
Social Safety Nets (BS/GI)	22.6	37	-4.2
Poverty Reduction Policies (AfDB/BS/WB)	37.0	35	+7.4
Socioeconomic Inequality Mitigation (AfDB/WB/WID.World)	41.9	35	+7.4
Access to Housing (CAHF/UN-Habitat)	15.3	43	+10.7
Absence of Undernourishment (FAO)	5.4	36	+1.8
SUSTAINABLE ENVIRONMENT	52.2	36	+1.6
Promotion of Environmental Sustainability (AfDB/BS/WB)	39.7	41	+4.4
Enforcement of Environmental Policies (WEF/WJP)	39.5	31	-21.0
Air Quality (HEI & IHME)	29.8	52	+13.6
Sustainable Management of Land & Forests (FAO/WB/WRI)	83.7	4	+10.8
Land & Water Biodiversity (WB/Yale & Columbia)	68.1	14	0.0

2020 IIAG Scores, Ranks & Trends - Comoros

96



OVERALL GOVERNANCE

2019 SCORE/100	2019 RANK/54	TREND 2010-2019
43.2	38 th	-2.6

TREND CLASSIFICATION KEY

- Increasing Improvement
- Warning Signs
- No Change
- Slowing Improvement
- Slowing Deterioration
- Not Classified
- Bouncing Back
- Increasing Deterioration



SECURITY & RULE OF LAW

SCORE/100 2019 RANK/54 2019 TREND 2010-2019

SECURITY & RULE OF LAW	SCORE/100	RANK/54	TREND
SECURITY & SAFETY	42.3	39	-11.1
Absence of Armed Conflict (ACLED/UCDP)	100.0	1	0.0
Absence of Violence against Civilians (ACLED/PTS)	93.8	6	-6.2
Absence of Forced Migration (IDMC/UNHCR)	98.6	30	-0.4
Absence of Human Trafficking & Forced Labour (USDS/V-DEM)	32.7	45	-9.9
Absence of Criminality (WHO)	85.8	24	+1.9
RULE OF LAW & JUSTICE	36.5	38	-7.4
Executive Compliance with the Rule of Law (V-DEM/WJP)	25.3	52	-16.1
Impartiality of the Judicial System (GI/V-DEM)	14.7	43	-6.3
Judicial Processes (V-DEM/WJP)	33.5	36	-21.5
Equality before the Law (FH/WJP)	66.7	11	0.0
Law Enforcement (GI/WEF/WJP)	0.0	47	0.0
Property Rights (BS/V-DEM/WJP)	78.6	7	-0.9
ACCOUNTABILITY & TRANSPARENCY	22.6	41	-20.2
Institutional Checks & Balances (BS/V-DEM/WJP)	11.0	51	-39.8
Civic Checks & Balances (BS/V-DEM/WJP)	47.6	33	-4.6
Absence of Undue Influence on Government (BS/FH)	50.0	24	-25.0
Disclosure of Financial & Judicial Information (GI/IBP/WJP)	0.0	53	-19.6
Accessibility of Information (GI/WJP)	4.2	43	-12.5
ANTI-CORRUPTION	28.0	39	-13.6
Anti-Corruption Mechanisms (BS/GI)	12.5	47	-50.0
Absence of Corruption in State Institutions (V-DEM/WJP)	22.0	46	-12.6
Absence of Corruption in the Public Sector (V-DEM/WEF/WJP)	32.8	36	-17.9
Public Procurement Procedures (GI)	12.5	37	+12.5
Absence of Corruption in the Private Sector (WB/WEF)	60.0	7	0.0



FOUNDATIONS FOR ECONOMIC OPPORTUNITY

SCORE/100 2019 RANK/54 2019 TREND 2010-2019

FOUNDATIONS FOR ECONOMIC OPPORTUNITY	SCORE/100	RANK/54	TREND
FOUNDATIONS FOR ECONOMIC OPPORTUNITY	38.7	40	+1.3
PUBLIC ADMINISTRATION	30.0	48	+2.7
Civil Registration (GI)	50.0	32	0.0
Capacity of the Statistical System (GI/ODW/WB)	31.4	43	+10.9
Tax & Revenue Mobilisation (AfDB/ICTD&UNU-WIDER/WB)	21.9	48	+1.4
Budgetary & Financial Management (AfDB/WB)	33.2	37	+7.1
Professional Administration (AfDB/GI/WB)	13.5	50	-5.9
BUSINESS ENVIRONMENT	49.4	29	-6.0
Regional Integration (AfDB)	37.5	33	0.0
Trade Environment (WB)	65.0	13	+14.8
Business & Competition Regulation (AfDB/BS/WB/WEF)	45.2	37	+11.3
Access to Financial Services (WB)	.	.	-
Labour Relations (GI/WEF)	50.0	28	-50.0
INFRASTRUCTURE	40.7	26	+6.2
Transport Network (WEF/UPU)	19.6	42	-5.4
Access to Energy (WB)	81.1	11	+12.3
Mobile Communications (ITU)	56.2	32	+14.8
Digital Access (ITU/WB)	6.1	44	+3.4
RURAL SECTOR	34.6	43	+2.1
Rural Land & Water Access (IFAD)	40.1	39	+3.8
Rural Market Access (IFAD)	16.8	48	0.0
Rural Sector Support (IFAD)	47.1	33	+3.2
Rural Businesses & Organisations (IFAD)	34.3	42	+1.1



PARTICIPATION, RIGHTS & INCLUSION

SCORE/100 2019 RANK/54 2019 TREND 2010-2019

PARTICIPATION, RIGHTS & INCLUSION	SCORE/100	RANK/54	TREND
PARTICIPATION, RIGHTS & INCLUSION	43.5	33	-5.4
PARTICIPATION	35.0	30	-22.7
Freedom of Association & Assembly (FH/GI)	25.0	29	-25.0
Political Pluralism (GI/V-DEM)	21.1	47	-29.7
Civil Society Space (GI/V-DEM)	72.8	17	-1.5
Democratic Elections (CDD/GI/V-DEM)	21.0	46	-34.9
RIGHTS	44.2	31	-5.5
Personal Liberties (FH/V-DEM/WJP)	35.6	33	-4.0
Freedom of Expression & Belief (FH/V-DEM/WJP)	59.7	31	-5.3
Media Freedom (GI/V-DEM/RSF)	60.7	19	-11.7
Digital Rights (DSP & V-DEM/GI)	56.5	29	-6.6
Protection against Discrimination (GI)	8.3	26	0.0
INCLUSION & EQUALITY	51.5	21	+1.2
Equal Political Power (V-DEM)	55.3	15	+6.1
Equal Political Representation (FH/IPU/V-DEM)	50.9	20	-0.6
Equal Civil Liberties (V-DEM)	67.9	14	-0.9
Equal Socioeconomic Opportunity (GI/V-DEM)	44.9	27	+4.3
Equal Access to Public Services (V-DEM)	38.5	27	-3.3
GENDER	43.3	38	+5.5
Political Power & Representation of Women (GI/IPU/V-DEM)	30.1	46	+18.1
Equal Civil Liberties for Women (V-DEM)	56.5	42	+0.8
Socioeconomic Opportunity for Women (GI/V-DEM)	50.9	23	-2.8
Equal Access to Public Services for Women (V-DEM)	35.9	35	+6.3
Laws on Violence against Women (OECD)	.	.	-



HUMAN DEVELOPMENT

SCORE/100 2019 RANK/54 2019 TREND 2010-2019

HUMAN DEVELOPMENT	SCORE/100	RANK/54	TREND
HUMAN DEVELOPMENT	48.3	33	+4.9
HEALTH	57.1	33	+7.5
Access to Healthcare (V-DEM/WHO)	31.5	42	+11.7
Access to Water & Sanitation (WHO & UNICEF)	50.8	23	-1.3
Control of Communicable Diseases (UNAIDS/WHO)	85.8	14	+17.5
Control of Non-Communicable Diseases (IHME)	64.9	31	-0.8
Control of Child & Maternal Mortality (ICGME/MMEIG)	72.7	26	+9.1
Compliance with International Health Regulations (IHR) (WHO)	36.7	43	+8.4
EDUCATION	56.7	19	+2.5
Equality in Education (V-DEM/WB)	59.9	17	+8.0
Education Enrolment (UNESCO)	30.8	28	-1.2
Education Completion (UNDP/WB)	57.9	24	+3.8
Human Resources in Education (UNESCO)	78.4	18	-0.4
Education Quality (BS/WB/WEF)	.	.	-
SOCIAL PROTECTION	25.7	46	+2.0
Social Safety Nets (BS/GI)	16.7	47	+8.4
Poverty Reduction Policies (AfDB/BS/WB)	39.1	33	-6.5
Socioeconomic Inequality Mitigation (AfDB/WB/WID.World)	26.9	47	+2.0
Access to Housing (CAHF/UN-Habitat)	20.2	40	+4.4
Absence of Undernourishment (FAO)	.	.	-
SUSTAINABLE ENVIRONMENT	53.9	33	+7.9
Promotion of Environmental Sustainability (AfDB/BS/WB)	50.8	27	+19.8
Enforcement of Environmental Policies (WEF/WJP)	.	.	-
Air Quality (HEI & IHME)	70.8	25	+10.1
Sustainable Management of Land & Forests (FAO/WB/WRI)	63.7	22	+1.3
Land & Water Biodiversity (WB/Yale & Columbia)	30.1	38	0.0



OVERALL GOVERNANCE

2019 SCORE/100	2019 RANK/54	TREND 2010-2019
36.1	45 th	-0.2

TREND CLASSIFICATION KEY

- Increasing Improvement
- Slowing Improvement
- Bouncing Back
- Warning Signs
- Slowing Deterioration
- Increasing Deterioration
- No Change
- Not Classified



SECURITY & RULE OF LAW

SCORE/100 2019 RANK/54 2019 TREND 2010-2019

SECURITY & RULE OF LAW	32.8	46	-5.4
SECURITY & SAFETY	76.2	37	-1.8
Absence of Armed Conflict (ACLED/UCDP)	100.0	1	0.0
Absence of Violence against Civilians (ACLED/PTS)	87.1	19	-6.7
Absence of Forced Migration (IDMC/UNHCR)	91.7	41	-3.3
Absence of Human Trafficking & Forced Labour (USDS/V-DEM)	22.0	51	+0.3
Absence of Criminality (WHO)	80.1	38	+0.8
RULE OF LAW & JUSTICE	16.5	50	-1.3
Executive Compliance with the Rule of Law (V-DEM/WJP)	29.2	47	+6.7
Impartiality of the Judicial System (GI/V-DEM)	9.8	45	+6.7
Judicial Processes (V-DEM/WJP)	13.2	52	-7.4
Equality before the Law (FH/WJP)	0.0	46	0.0
Law Enforcement (GI/WEF/WJP)	25.0	37	0.0
Property Rights (BS/V-DEM/WJP)	21.9	47	-13.8
ACCOUNTABILITY & TRANSPARENCY	16.9	47	-7.0
Institutional Checks & Balances (BS/V-DEM/WJP)	25.7	41	+2.5
Civic Checks & Balances (BS/V-DEM/WJP)	28.1	45	-0.1
Absence of Undue Influence on Government (BS/FH)	5.6	45	-12.5
Disclosure of Financial & Judicial Information (GI/IBP/WJP)	25.0	30	-25.0
Accessibility of Information (GI/WJP)	0.0	46	0.0
ANTI-CORRUPTION	21.6	47	-11.4
Anti-Corruption Mechanisms (BS/GI)	13.1	45	0.0
Absence of Corruption in State Institutions (V-DEM/WJP)	19.9	48	-2.2
Absence of Corruption in the Public Sector (V-DEM/WEF/WJP)	42.4	23	+7.5
Public Procurement Procedures (GI)	12.5	37	-62.5
Absence of Corruption in the Private Sector (WB/WEF)	20.0	44	0.0



FOUNDATIONS FOR ECONOMIC OPPORTUNITY

SCORE/100 2019 RANK/54 2019 TREND 2010-2019

FOUNDATIONS FOR ECONOMIC OPPORTUNITY	35.3	44	+2.6
PUBLIC ADMINISTRATION	37.4	43	+1.5
Civil Registration (GI)	37.5	45	-12.5
Capacity of the Statistical System (GI/ODW/WB)	25.4	47	-4.1
Tax & Revenue Mobilisation (AfDB/ICTD&UNU-WIDER/WB)	33.3	40	+1.4
Budgetary & Financial Management (AfDB/WB)	57.1	24	+14.2
Professional Administration (AfDB/GI/WB)	33.3	30	+8.3
BUSINESS ENVIRONMENT	18.7	51	-9.6
Regional Integration (AfDB)	.	.	-
Trade Environment (WB)	32.0	46	+5.5
Business & Competition Regulation (AfDB/BS/WB/WEF)	21.4	50	-7.2
Access to Financial Services (WB)	21.5	29	+13.3
Labour Relations (GI/WEF)	0.0	50	-50.0
INFRASTRUCTURE	33.7	38	+6.9
Transport Network (WEF/UPU)	14.6	45	-18.1
Access to Energy (WB)	67.2	15	+27.3
Mobile Communications (ITU)	48.9	40	+15.7
Digital Access (ITU/WB)	4.0	45	+2.5
RURAL SECTOR	51.3	28	+11.7
Rural Land & Water Access (IFAD)	53.2	28	+12.5
Rural Market Access (IFAD)	60.5	9	+27.2
Rural Sector Support (IFAD)	45.2	36	+7.0
Rural Businesses & Organisations (IFAD)	46.4	35	0.0



PARTICIPATION, RIGHTS & INCLUSION

SCORE/100 2019 RANK/54 2019 TREND 2010-2019

PARTICIPATION, RIGHTS & INCLUSION	30.6	46	-0.3
PARTICIPATION	22.4	44	-10.3
Freedom of Association & Assembly (FH/GI)	12.5	38	-12.5
Political Pluralism (GI/V-DEM)	24.1	43	-1.4
Civil Society Space (GI/V-DEM)	37.2	37	-24.4
Democratic Elections (CDD/GI/V-DEM)	15.8	50	-2.8
RIGHTS	32.9	39	-2.9
Personal Liberties (FH/V-DEM/WJP)	18.4	46	-4.5
Freedom of Expression & Belief (FH/V-DEM/WJP)	62.5	28	0.0
Media Freedom (GI/V-DEM/RSF)	43.5	40	+1.2
Digital Rights (DSP & V-DEM/GI)	40.2	41	-2.8
Protection against Discrimination (GI)	0.0	39	-8.3
INCLUSION & EQUALITY	27.2	46	+1.6
Equal Political Power (V-DEM)	39.1	34	+9.6
Equal Political Representation (FH/IPU/V-DEM)	20.1	47	-11.3
Equal Civil Liberties (V-DEM)	28.5	53	-5.5
Equal Socioeconomic Opportunity (GI/V-DEM)	20.1	50	+10.3
Equal Access to Public Services (V-DEM)	28.3	39	+5.2
GENDER	39.8	42	+10.1
Political Power & Representation of Women (GI/IPU/V-DEM)	39.4	39	+18.5
Equal Civil Liberties for Women (V-DEM)	47.4	48	-10.9
Socioeconomic Opportunity for Women (GI/V-DEM)	48.5	26	+43.3
Equal Access to Public Services for Women (V-DEM)	38.5	31	+16.2
Laws on Violence against Women (OECD)	25.0	20	-16.7



HUMAN DEVELOPMENT

SCORE/100 2019 RANK/54 2019 TREND 2010-2019

HUMAN DEVELOPMENT	46.0	38	+2.4
HEALTH	51.0	46	+6.1
Access to Healthcare (V-DEM/WHO)	35.1	38	+2.7
Access to Water & Sanitation (WHO & UNICEF)	54.9	14	+4.6
Control of Communicable Diseases (UNAIDS/WHO)	57.9	50	+1.1
Control of Non-Communicable Diseases (IHME)	53.6	45	+3.6
Control of Child & Maternal Mortality (IGCME/MMEIG)	74.5	23	+9.0
Compliance with International Health Regulations (IHR) (WHO)	30.0	47	+15.9
EDUCATION	45.9	34	+4.8
Equality in Education (V-DEM/WB)	62.2	14	+16.8
Education Enrolment (UNESCO)	27.8	30	+2.0
Education Completion (UNDP/WB)	56.7	26	+5.9
Human Resources in Education (UNESCO)	66.2	32	-0.6
Education Quality (BS/WB/WEF)	16.7	46	0.0
SOCIAL PROTECTION	30.8	41	-2.5
Social Safety Nets (BS/GI)	18.5	44	-8.3
Poverty Reduction Policies (AfDB/BS/WB)	42.1	31	-5.5
Socioeconomic Inequality Mitigation (AfDB/WB/WID.World)	30.0	44	+9.6
Access to Housing (CAHF/UN-Habitat)	28.5	28	-23.1
Absence of Undernourishment (FAO)	34.9	31	+14.5
SUSTAINABLE ENVIRONMENT	56.1	27	+0.9
Promotion of Environmental Sustainability (AfDB/BS/WB)	28.6	45	-14.3
Enforcement of Environmental Policies (WEF/WJP)	.	.	-
Air Quality (HEI & IHME)	72.1	19	+12.1
Sustainable Management of Land & Forests (FAO/WB/WRI)	60.7	27	-2.5
Land & Water Biodiversity (WB/Yale & Columbia)	63.0	15	+8.3



OVERALL GOVERNANCE

2019 SCORE/100	2019 RANK/54	TREND 2010-2019
53.9	18th	+9.0

TREND CLASSIFICATION KEY

- Increasing Improvement
- Warning Signs
- No Change
- Slowing Improvement
- Slowing Deterioration
- Not Classified
- Bouncing Back
- Increasing Deterioration



SECURITY & RULE OF LAW

SCORE/100 2019 RANK/54 2019 TREND 2010-2019

SECURITY & RULE OF LAW	SCORE/100	RANK/54	TREND
SECURITY & SAFETY	84.4	20	+4.8
Absence of Armed Conflict (ACLED/UCDP)	97.8	33	+0.3
Absence of Violence against Civilians (ACLED/PTS)	86.5	24	+8.5
Absence of Forced Migration (IDMC/UNHCR)	95.8	37	+3.7
Absence of Human Trafficking & Forced Labour (USDS/V-DEM)	65.3	12	+9.0
Absence of Criminality (WHO)	76.9	42	+3.0
RULE OF LAW & JUSTICE	54.2	18	+7.0
Executive Compliance with the Rule of Law (V-DEM/WJP)	64.6	19	+6.0
Impartiality of the Judicial System (GI/V-DEM)	28.4	34	-7.2
Judicial Processes (V-DEM/WJP)	53.8	18	+1.7
Equality before the Law (FH/WJP)	63.8	16	+21.4
Law Enforcement (GI/WEF/WJP)	56.7	10	+17.7
Property Rights (BS/V-DEM/WJP)	57.8	23	+2.3
ACCOUNTABILITY & TRANSPARENCY	44.4	21	+14.2
Institutional Checks & Balances (BS/V-DEM/WJP)	36.8	31	+4.6
Civic Checks & Balances (BS/V-DEM/WJP)	51.2	29	+4.4
Absence of Undue Influence on Government (BS/FH)	58.3	17	+27.7
Disclosure of Financial & Judicial Information (GI/IBP/WJP)	36.3	18	+16.9
Accessibility of Information (GI/WJP)	39.7	14	+17.7
ANTI-CORRUPTION	49.9	16	+9.2
Anti-Corruption Mechanisms (BS/GI)	47.6	15	+26.2
Absence of Corruption in State Institutions (V-DEM/WJP)	50.8	20	+14.5
Absence of Corruption in the Public Sector (V-DEM/WEF/WJP)	47.4	19	+15.2
Public Procurement Procedures (GI)	62.5	6	-12.5
Absence of Corruption in the Private Sector (WB/WEF)	41.2	23	+2.6



FOUNDATIONS FOR ECONOMIC OPPORTUNITY

SCORE/100 2019 RANK/54 2019 TREND 2010-2019

FOUNDATIONS FOR ECONOMIC OPPORTUNITY	SCORE/100	RANK/54	TREND
FOUNDATIONS FOR ECONOMIC OPPORTUNITY	50.8	21	+11.6
PUBLIC ADMINISTRATION	60.7	6	+16.1
Civil Registration (GI)	75.0	8	+25.0
Capacity of the Statistical System (GI/ODW/WB)	43.9	26	+5.5
Tax & Revenue Mobilisation (AfDB/ICTD&UNU-WIDER/WB)	46.8	21	+4.1
Budgetary & Financial Management (AfDB/WB)	78.2	3	+33.2
Professional Administration (AfDB/GI/WB)	59.8	8	+12.7
BUSINESS ENVIRONMENT	56.9	20	+11.7
Regional Integration (AfDB)	68.8	10	+12.5
Trade Environment (WB)	60.6	18	+15.6
Business & Competition Regulation (AfDB/BS/WB/WEF)	55.8	27	+15.4
Access to Financial Services (WB)	30.4	23	+5.6
Labour Relations (GI/WEF)	68.7	11	+9.1
INFRASTRUCTURE	53.2	14	+18.2
Transport Network (WEF/UPU)	49.1	17	+1.5
Access to Energy (WB)	65.6	16	+9.4
Mobile Communications (ITU)	78.5	7	+43.5
Digital Access (ITU/WB)	19.7	21	+18.5
RURAL SECTOR	32.4	45	+0.3
Rural Land & Water Access (IFAD)	33.0	43	+3.6
Rural Market Access (IFAD)	31.3	40	0.0
Rural Sector Support (IFAD)	34.6	47	-2.4
Rural Businesses & Organisations (IFAD)	30.7	46	0.0



PARTICIPATION, RIGHTS & INCLUSION

SCORE/100 2019 RANK/54 2019 TREND 2010-2019

PARTICIPATION, RIGHTS & INCLUSION	SCORE/100	RANK/54	TREND
PARTICIPATION, RIGHTS & INCLUSION	54.2	17	+3.6
PARTICIPATION	59.0	14	+8.5
Freedom of Association & Assembly (FH/GI)	37.5	17	0.0
Political Pluralism (GI/V-DEM)	62.6	8	+18.6
Civil Society Space (GI/V-DEM)	71.4	18	-6.4
Democratic Elections (CDD/GI/V-DEM)	64.6	12	+21.9
RIGHTS	57.6	15	+6.1
Personal Liberties (FH/V-DEM/WJP)	33.7	35	-6.0
Freedom of Expression & Belief (FH/V-DEM/WJP)	74.9	18	+15.7
Media Freedom (GI/V-DEM/RSF)	62.5	18	-3.2
Digital Rights (DSP & V-DEM/GI)	75.0	12	-1.3
Protection against Discrimination (GI)	41.7	4	+25.0
INCLUSION & EQUALITY	48.3	24	+0.4
Equal Political Power (V-DEM)	42.9	29	-21.9
Equal Political Representation (FH/IPU/V-DEM)	41.6	29	+17.7
Equal Civil Liberties (V-DEM)	54.2	31	+4.6
Equal Socioeconomic Opportunity (GI/V-DEM)	63.2	15	+0.6
Equal Access to Public Services (V-DEM)	39.4	26	+0.8
GENDER	51.9	28	-0.5
Political Power & Representation of Women (GI/IPU/V-DEM)	47.5	32	-7.5
Equal Civil Liberties for Women (V-DEM)	78.1	27	+5.1
Socioeconomic Opportunity for Women (GI/V-DEM)	58.6	17	-0.6
Equal Access to Public Services for Women (V-DEM)	50.5	22	+0.7
Laws on Violence against Women (OECD)	25.0	20	0.0



HUMAN DEVELOPMENT

SCORE/100 2019 RANK/54 2019 TREND 2010-2019

HUMAN DEVELOPMENT	SCORE/100	RANK/54	TREND
HUMAN DEVELOPMENT	52.4	26	+12.1
HEALTH	62.5	23	+13.4
Access to Healthcare (V-DEM/WHO)	43.1	31	+19.3
Access to Water & Sanitation (WHO & UNICEF)	42.3	27	+2.4
Control of Communicable Diseases (UNAIDS/WHO)	79.0	29	+10.3
Control of Non-Communicable Diseases (IHME)	68.9	25	+1.6
Control of Child & Maternal Mortality (IGCME/MMEIG)	55.2	44	+11.9
Compliance with International Health Regulations (IHR) (WHO)	86.5	5	+35.0
EDUCATION	47.1	33	+9.6
Equality in Education (V-DEM/WB)	42.1	37	+15.3
Education Enrolment (UNESCO)	26.8	31	+10.4
Education Completion (UNDP/WB)	47.8	30	+15.7
Human Resources in Education (UNESCO)	79.6	15	+4.9
Education Quality (BS/WB/WEF)	39.1	30	+1.4
SOCIAL PROTECTION	47.5	21	+13.2
Social Safety Nets (BS/GI)	42.3	14	+18.5
Poverty Reduction Policies (AfDB/BS/WB)	49.4	23	+20.2
Socioeconomic Inequality Mitigation (AfDB/WB/WID.World)	59.2	19	+40.4
Access to Housing (CAHF/UN-Habitat)	31.2	24	-20.7
Absence of Undernourishment (FAO)	55.6	25	+7.6
SUSTAINABLE ENVIRONMENT	52.5	35	+12.3
Promotion of Environmental Sustainability (AfDB/BS/WB)	52.4	25	+16.3
Enforcement of Environmental Policies (WEF/WJP)	48.9	23	+27.4
Air Quality (HEI & IHME)	56.9	37	+9.9
Sustainable Management of Land & Forests (FAO/WB/WRI)	54.1	36	+8.1
Land & Water Biodiversity (WB/Yale & Columbia)	50.3	26	0.0



OVERALL GOVERNANCE

2019 SCORE/100	2019 RANK/54	TREND 2010-2019
31.7	49 th	-2.8

TREND CLASSIFICATION KEY

- Increasing Improvement
- Slowing Improvement
- Bouncing Back
- Warning Signs
- Slowing Deterioration
- Increasing Deterioration
- No Change
- Not Classified



SECURITY & RULE OF LAW

SCORE/100 2019 RANK/54 2019 TREND 2010-2019

SECURITY & RULE OF LAW	23.5	52	-9.4
SECURITY & SAFETY	37.5	52	-25.2
Absence of Armed Conflict (ACLED/UCDP)	12.5	53	-74.2
Absence of Violence against Civilians (ACLED/PTS)	0.0	54	-42.6
Absence of Forced Migration (IDMC/UNHCR)	76.2	47	-10.6
Absence of Human Trafficking & Forced Labour (USDS/V-DEM)	24.8	50	0.0
Absence of Criminality (WHO)	74.1	45	+1.7
RULE OF LAW & JUSTICE	22.4	47	-4.4
Executive Compliance with the Rule of Law (V-DEM/WJP)	35.2	43	-4.5
Impartiality of the Judicial System (GI/V-DEM)	19.8	40	-19.1
Judicial Processes (V-DEM/WJP)	22.5	47	-3.3
Equality before the Law (FH/WJP)	18.6	43	-2.6
Law Enforcement (GI/WEF/WJP)	20.8	44	+0.1
Property Rights (BS/V-DEM/WJP)	17.6	51	+3.0
ACCOUNTABILITY & TRANSPARENCY	21.7	42	-0.6
Institutional Checks & Balances (BS/V-DEM/WJP)	25.1	42	+0.5
Civic Checks & Balances (BS/V-DEM/WJP)	37.3	40	+4.5
Absence of Undue Influence on Government (BS/FH)	5.6	45	-18.0
Disclosure of Financial & Judicial Information (GI/IBP/WJP)	18.8	39	+5.4
Accessibility of Information (GI/WJP)	21.8	33	+4.6
ANTI-CORRUPTION	12.4	52	-7.5
Anti-Corruption Mechanisms (BS/GI)	4.8	50	0.0
Absence of Corruption in State Institutions (V-DEM/WJP)	12.9	53	+1.2
Absence of Corruption in the Public Sector (V-DEM/WEF/WJP)	18.8	49	+3.8
Public Procurement Procedures (GI)	12.5	37	-37.5
Absence of Corruption in the Private Sector (WB/WEF)	13.1	50	-5.0



FOUNDATIONS FOR ECONOMIC OPPORTUNITY

SCORE/100 2019 RANK/54 2019 TREND 2010-2019

FOUNDATIONS FOR ECONOMIC OPPORTUNITY	31.8	48	+0.9
PUBLIC ADMINISTRATION	40.2	39	-2.5
Civil Registration (GI)	62.5	20	-25.0
Capacity of the Statistical System (GI/ODW/WB)	34.6	40	+6.7
Tax & Revenue Mobilisation (AfDB/ICTD&UNU-WIDER/WB)	30.6	41	+5.2
Budgetary & Financial Management (AfDB/WB)	46.4	30	+1.4
Professional Administration (AfDB/GI/WB)	27.0	35	-0.7
BUSINESS ENVIRONMENT	33.2	47	-2.1
Regional Integration (AfDB)	43.8	28	-6.2
Trade Environment (WB)	25.3	52	-3.8
Business & Competition Regulation (AfDB/BS/WB/WEF)	40.0	41	+9.0
Access to Financial Services (WB)	19.4	30	+11.1
Labour Relations (GI/WEF)	37.6	37	-20.2
INFRASTRUCTURE	19.6	49	+11.1
Transport Network (WEF/UPU)	23.5	39	+2.1
Access to Energy (WB)	15.5	49	+6.5
Mobile Communications (ITU)	36.8	47	+33.4
Digital Access (ITU/WB)	2.7	48	+2.4
RURAL SECTOR	34.1	44	-3.1
Rural Land & Water Access (IFAD)	28.8	46	-8.3
Rural Market Access (IFAD)	29.3	41	+4.3
Rural Sector Support (IFAD)	37.8	43	+4.5
Rural Businesses & Organisations (IFAD)	40.4	40	-13.2



PARTICIPATION, RIGHTS & INCLUSION

SCORE/100 2019 RANK/54 2019 TREND 2010-2019

PARTICIPATION, RIGHTS & INCLUSION	31.1	45	-5.7
PARTICIPATION	23.2	43	-12.2
Freedom of Association & Assembly (FH/GI)	12.5	38	-25.0
Political Pluralism (GI/V-DEM)	29.8	39	+1.6
Civil Society Space (GI/V-DEM)	18.6	50	-15.4
Democratic Elections (CDD/GI/V-DEM)	31.8	32	-10.3
RIGHTS	31.6	41	-5.9
Personal Liberties (FH/V-DEM/WJP)	27.6	40	+14.3
Freedom of Expression & Belief (FH/V-DEM/WJP)	55.8	34	-5.2
Media Freedom (GI/V-DEM/RSF)	43.4	41	-10.8
Digital Rights (DSP & V-DEM/GI)	22.7	49	-27.9
Protection against Discrimination (GI)	8.3	26	0.0
INCLUSION & EQUALITY	32.4	44	+1.7
Equal Political Power (V-DEM)	42.4	31	+5.1
Equal Political Representation (FH/IPU/V-DEM)	35.3	39	+3.0
Equal Civil Liberties (V-DEM)	45.3	39	-1.9
Equal Socioeconomic Opportunity (GI/V-DEM)	23.1	46	+1.4
Equal Access to Public Services (V-DEM)	16.1	49	+0.9
GENDER	37.4	44	-6.2
Political Power & Representation of Women (GI/IPU/V-DEM)	27.7	49	+3.5
Equal Civil Liberties for Women (V-DEM)	75.0	29	-4.3
Socioeconomic Opportunity for Women (GI/V-DEM)	28.5	47	-15.6
Equal Access to Public Services for Women (V-DEM)	30.9	39	+2.3
Laws on Violence against Women (OECD)	25.0	20	-16.7



HUMAN DEVELOPMENT

SCORE/100 2019 RANK/54 2019 TREND 2010-2019

HUMAN DEVELOPMENT	40.3	47	+3.0
HEALTH	51.5	43	+9.0
Access to Healthcare (V-DEM/WHO)	35.0	39	-2.3
Access to Water & Sanitation (WHO & UNICEF)	22.9	48	+1.8
Control of Communicable Diseases (UNAIDS/WHO)	63.3	45	+17.4
Control of Non-Communicable Diseases (IHME)	64.4	32	-0.5
Control of Child & Maternal Mortality (IGCME/MMEIG)	58.3	41	+11.6
Compliance with International Health Regulations (IHR) (WHO)	64.9	21	+25.5
EDUCATION	45.9	34	+3.3
Equality in Education (V-DEM/WB)	50.6	25	+8.2
Education Enrolment (UNESCO)	26.0	33	+3.0
Education Completion (UNDP/WB)	47.2	32	+5.9
Human Resources in Education (UNESCO)	82.5	11	+4.4
Education Quality (BS/WB/WEF)	23.0	41	-5.3
SOCIAL PROTECTION	24.2	49	-2.6
Social Safety Nets (BS/GI)	8.3	50	-8.4
Poverty Reduction Policies (AfDB/BS/WB)	33.5	40	+0.3
Socioeconomic Inequality Mitigation (AfDB/WB/WID.World)	44.0	33	+6.1
Access to Housing (CAHF/UN-Habitat)	11.1	49	-8.4
Absence of Undernourishment (FAO)	.	.	-
SUSTAINABLE ENVIRONMENT	39.8	52	+2.4
Promotion of Environmental Sustainability (AfDB/BS/WB)	32.5	44	+3.5
Enforcement of Environmental Policies (WEF/WJP)	35.0	37	-10.1
Air Quality (HEI & IHME)	46.9	44	+16.1
Sustainable Management of Land & Forests (FAO/WB/WRI)	43.2	52	-1.4
Land & Water Biodiversity (WB/Yale & Columbia)	41.2	33	+3.7

2020 IAG Scores, Ranks & Trends - Djibouti

100



OVERALL GOVERNANCE

2019 SCORE/100	2019 RANK/54	TREND 2010-2019
41.3	42 nd	+2.0

TREND CLASSIFICATION KEY

- Increasing Improvement
- Warning Signs
- No Change
- Slowing Improvement
- Slowing Deterioration
- Not Classified
- Bouncing Back
- Increasing Deterioration



SECURITY & RULE OF LAW

	SCORE/100 2019	RANK/54 2019	TREND 2010-2019
SECURITY & RULE OF LAW	41.3	40	-2.7
SECURITY & SAFETY	82.1	25	-2.7
Absence of Armed Conflict (ACLED/UCDP)	99.8	16	+0.6
Absence of Violence against Civilians (ACLED/PTS)	85.4	26	-7.8
Absence of Forced Migration (IDMC/UNHCR)	95.5	39	-3.3
Absence of Human Trafficking & Forced Labour (USDS/V-DEM)	42.0	42	-4.4
Absence of Criminality (WHO)	88.0	20	+1.4
RULE OF LAW & JUSTICE	37.9	36	+3.3
Executive Compliance with the Rule of Law (V-DEM/WJP)	29.5	46	+3.6
Impartiality of the Judicial System (GI/V-DEM)	17.2	41	-10.5
Judicial Processes (V-DEM/WJP)	68.1	9	+4.7
Equality before the Law (FH/WJP)	33.3	34	0.0
Law Enforcement (GI/WEF/WJP)	25.0	37	+25.0
Property Rights (BS/V-DEM/WJP)	54.3	28	-2.8
ACCOUNTABILITY & TRANSPARENCY	14.8	49	-7.1
Institutional Checks & Balances (BS/V-DEM/WJP)	20.4	44	+18.0
Civic Checks & Balances (BS/V-DEM/WJP)	38.4	37	-27.3
Absence of Undue Influence on Government (BS/FH)	11.1	41	-13.9
Disclosure of Financial & Judicial Information (GI/IBP/WJP)	0.0	53	-12.5
Accessibility of Information (GI/WJP)	4.2	43	0.0
ANTI-CORRUPTION	30.4	34	-4.2
Anti-Corruption Mechanisms (BS/GI)	9.5	49	+9.5
Absence of Corruption in State Institutions (V-DEM/WJP)	34.6	35	-2.5
Absence of Corruption in the Public Sector (V-DEM/WEF/WJP)	35.4	34	-2.8
Public Procurement Procedures (GI)	12.5	37	-25.0
Absence of Corruption in the Private Sector (WB/WEF)	60.0	7	0.0



FOUNDATIONS FOR ECONOMIC OPPORTUNITY

	SCORE/100 2019	RANK/54 2019	TREND 2010-2019
FOUNDATIONS FOR ECONOMIC OPPORTUNITY	46.3	31	+7.2
PUBLIC ADMINISTRATION	46.6	32	+3.5
Civil Registration (GI)	62.5	20	0.0
Capacity of the Statistical System (GI/ODW/WB)	32.3	41	+7.5
Tax & Revenue Mobilisation (AfDB/ICTD&UNU-WIDER/WB)	46.5	22	-3.3
Budgetary & Financial Management (AfDB/WB)	58.0	22	+5.9
Professional Administration (AfDB/GI/WB)	33.8	28	+7.5
BUSINESS ENVIRONMENT	44.3	35	-2.8
Regional Integration (AfDB)	62.5	17	+6.2
Trade Environment (WB)	54.9	25	+2.1
Business & Competition Regulation (AfDB/BS/WB/WEF)	35.0	44	-19.5
Access to Financial Services (WB)	.	.	-
Labour Relations (GI/WEF)	25.0	46	0.0
INFRASTRUCTURE	43.4	22	+17.1
Transport Network (WEF/UPU)	33.6	28	+5.7
Access to Energy (WB)	58.7	22	+4.6
Mobile Communications (ITU)	44.0	43	+27.1
Digital Access (ITU/WB)	37.2	12	+30.6
RURAL SECTOR	50.9	29	+11.1
Rural Land & Water Access (IFAD)	55.2	25	-0.3
Rural Market Access (IFAD)	50.0	15	+25.0
Rural Sector Support (IFAD)	54.3	28	+9.8
Rural Businesses & Organisations (IFAD)	43.9	38	+9.6



PARTICIPATION, RIGHTS & INCLUSION

	SCORE/100 2019	RANK/54 2019	TREND 2010-2019
PARTICIPATION, RIGHTS & INCLUSION	29.2	48	+2.4
PARTICIPATION	21.0	46	+5.2
Freedom of Association & Assembly (FH/GI)	0.0	47	0.0
Political Pluralism (GI/V-DEM)	19.9	48	+7.3
Civil Society Space (GI/V-DEM)	39.8	35	+6.8
Democratic Elections (CDD/GI/V-DEM)	24.3	43	+6.6
RIGHTS	28.6	46	-0.7
Personal Liberties (FH/V-DEM/WJP)	26.3	41	-2.7
Freedom of Expression & Belief (FH/V-DEM/WJP)	45.9	38	+0.6
Media Freedom (GI/V-DEM/RSF)	17.7	52	-5.2
Digital Rights (DSP & V-DEM/GI)	44.9	35	-4.5
Protection against Discrimination (GI)	8.3	26	+8.3
INCLUSION & EQUALITY	35.5	40	+2.8
Equal Political Power (V-DEM)	31.9	40	+3.8
Equal Political Representation (FH/IPU/V-DEM)	36.9	38	+6.5
Equal Civil Liberties (V-DEM)	50.8	35	-1.3
Equal Socioeconomic Opportunity (GI/V-DEM)	33.9	37	+4.9
Equal Access to Public Services (V-DEM)	24.0	41	-0.1
GENDER	31.8	52	+2.3
Political Power & Representation of Women (GI/IPU/V-DEM)	50.8	28	+9.2
Equal Civil Liberties for Women (V-DEM)	36.2	50	-1.1
Socioeconomic Opportunity for Women (GI/V-DEM)	31.0	42	+1.9
Equal Access to Public Services for Women (V-DEM)	9.4	52	-0.5
Laws on Violence against Women (OECD)	.	.	-



HUMAN DEVELOPMENT

	SCORE/100 2019	RANK/54 2019	TREND 2010-2019
HUMAN DEVELOPMENT	48.5	32	+1.2
HEALTH	60.2	27	+2.3
Access to Healthcare (V-DEM/WHO)	47.5	27	-0.1
Access to Water & Sanitation (WHO & UNICEF)	66.4	12	+2.7
Control of Communicable Diseases (UNAIDS/WHO)	73.9	35	+12.1
Control of Non-Communicable Diseases (IHME)	64.4	32	-2.2
Control of Child & Maternal Mortality (IGCME/MMEIG)	76.3	19	+6.9
Compliance with International Health Regulations (IHR) (WHO)	32.5	45	-5.9
EDUCATION	43.6	36	+2.1
Equality in Education (V-DEM/WB)	47.6	30	-4.0
Education Enrolment (UNESCO)	18.1	42	+6.8
Education Completion (UNDP/WB)	30.9	47	+11.8
Human Resources in Education (UNESCO)	88.3	8	+4.1
Education Quality (BS/WB/WEF)	33.3	35	-
SOCIAL PROTECTION	45.9	24	+4.7
Social Safety Nets (BS/GI)	49.4	9	+24.4
Poverty Reduction Policies (AfDB/BS/WB)	45.5	26	-14.4
Socioeconomic Inequality Mitigation (AfDB/WB/WID.World)	46.5	28	+3.9
Access to Housing (CAHF/UN-Habitat)	42.2	13	+5.0
Absence of Undernourishment (FAO)	.	.	-
SUSTAINABLE ENVIRONMENT	44.3	45	-4.2
Promotion of Environmental Sustainability (AfDB/BS/WB)	36.1	42	-27.4
Enforcement of Environmental Policies (WEF/WJP)	.	.	-
Air Quality (HEI & IHME)	84.5	11	+7.9
Sustainable Management of Land & Forests (FAO/WB/WRI)	52.0	39	+0.7
Land & Water Biodiversity (WB/Yale & Columbia)	4.6	51	+2.2



OVERALL GOVERNANCE

2019 SCORE/100	2019 RANK/54	TREND 2010-2019
47.4	30 th	+0.5

TREND CLASSIFICATION KEY

- Increasing Improvement
- Slowing Improvement
- Bouncing Back
- Warning Signs
- Slowing Deterioration
- Increasing Deterioration
- No Change
- Not Classified



SECURITY & RULE OF LAW

SCORE/100 2019 RANK/54 2019 TREND 2010-2019

SECURITY & RULE OF LAW	39.0	42	-3.6
SECURITY & SAFETY	68.0	42	-13.6
Absence of Armed Conflict (ACLED/UCDP)	45.2	50	-54.6
Absence of Violence against Civilians (ACLED/PTS)	48.5	44	-19.8
Absence of Forced Migration (IDMC/UNHCR)	99.6	20	-0.3
Absence of Human Trafficking & Forced Labour (USDS/V-DEM)	51.9	28	+3.5
Absence of Criminality (WHO)	94.6	8	+3.2
RULE OF LAW & JUSTICE	35.9	39	-4.3
Executive Compliance with the Rule of Law (V-DEM/WJP)	50.6	31	-2.0
Impartiality of the Judicial System (GI/V-DEM)	14.9	42	-3.9
Judicial Processes (V-DEM/WJP)	31.5	38	+4.0
Equality before the Law (FH/WJP)	29.8	39	-10.1
Law Enforcement (GI/WEF/WJP)	40.8	22	-5.0
Property Rights (BS/V-DEM/WJP)	47.6	35	-9.1
ACCOUNTABILITY & TRANSPARENCY	19.3	43	-4.1
Institutional Checks & Balances (BS/V-DEM/WJP)	28.5	40	-9.4
Civic Checks & Balances (BS/V-DEM/WJP)	23.0	49	+1.1
Absence of Undue Influence on Government (BS/FH)	5.6	45	-12.5
Disclosure of Financial & Judicial Information (GI/IBP/WJP)	32.2	23	-4.4
Accessibility of Information (GI/WJP)	7.1	42	+4.3
ANTI-CORRUPTION	32.9	32	+7.8
Anti-Corruption Mechanisms (BS/GI)	39.3	25	+8.3
Absence of Corruption in State Institutions (V-DEM/WJP)	35.4	34	+3.1
Absence of Corruption in the Public Sector (V-DEM/WEF/WJP)	37.1	29	+12.9
Public Procurement Procedures (GI)	0.0	48	0.0
Absence of Corruption in the Private Sector (WB/WEF)	53.0	13	+15.3



FOUNDATIONS FOR ECONOMIC OPPORTUNITY

SCORE/100 2019 RANK/54 2019 TREND 2010-2019

FOUNDATIONS FOR ECONOMIC OPPORTUNITY	61.6	11	+6.0
PUBLIC ADMINISTRATION	39.9	40	-0.3
Civil Registration (GI)	50.0	32	-25.0
Capacity of the Statistical System (GI/ODW/WB)	59.5	9	-7.0
Tax & Revenue Mobilisation (AfDB/ICTD&UNU-WIDER/WB)	25.1	44	+5.9
Budgetary & Financial Management (AfDB/WB)	.	.	-
Professional Administration (AfDB/GI/WB)	25.0	37	+25.0
BUSINESS ENVIRONMENT	47.7	30	+6.7
Regional Integration (AfDB)	.	.	-
Trade Environment (WB)	51.2	30	+5.9
Business & Competition Regulation (AfDB/BS/WB/WEF)	67.2	11	+9.4
Access to Financial Services (WB)	29.9	24	+22.7
Labour Relations (GI/WEF)	42.7	34	-11.1
INFRASTRUCTURE	80.0	4	+15.7
Transport Network (WEF/UPU)	72.2	3	+10.2
Access to Energy (WB)	100.0	1	+0.9
Mobile Communications (ITU)	75.8	9	+5.8
Digital Access (ITU/WB)	72.1	5	+46.2
RURAL SECTOR	78.6	5	+1.6
Rural Land & Water Access (IFAD)	88.5	1	0.0
Rural Market Access (IFAD)	62.5	6	-12.5
Rural Sector Support (IFAD)	90.3	2	+9.2
Rural Businesses & Organisations (IFAD)	73.2	5	+9.6



HUMAN DEVELOPMENT

SCORE/100 2019 RANK/54 2019 TREND 2010-2019

HUMAN DEVELOPMENT	65.4	8	+3.6
HEALTH	68.3	14	+3.1
Access to Healthcare (V-DEM/WHO)	20.4	47	+2.0
Access to Water & Sanitation (WHO & UNICEF)	98.6	3	+3.9
Control of Communicable Diseases (UNAIDS/WHO)	79.6	25	+2.9
Control of Non-Communicable Diseases (IHME)	17.7	54	-1.8
Control of Child & Maternal Mortality (IGCME/MMEIG)	96.9	5	+2.8
Compliance with International Health Regulations (IHR) (WHO)	96.4	1	+8.5
EDUCATION	60.1	14	+6.1
Equality in Education (V-DEM/WB)	39.2	43	0.0
Education Enrolment (UNESCO)	53.9	6	+7.9
Education Completion (UNDP/WB)	80.5	5	+7.7
Human Resources in Education (UNESCO)	82.1	13	+7.9
Education Quality (BS/WB/WEF)	45.0	25	+7.2
SOCIAL PROTECTION	67.5	4	+1.0
Social Safety Nets (BS/GI)	46.4	10	0.0
Poverty Reduction Policies (AfDB/BS/WB)	33.3	43	0.0
Socioeconomic Inequality Mitigation (AfDB/WB/WID.World)	67.8	7	-2.7
Access to Housing (CAHF/UN-Habitat)	95.5	1	+6.0
Absence of Undernourishment (FAO)	94.4	4	+1.8
SUSTAINABLE ENVIRONMENT	65.8	10	+4.2
Promotion of Environmental Sustainability (AfDB/BS/WB)	42.9	39	0.0
Enforcement of Environmental Policies (WEF/WJP)	49.8	21	+15.7
Air Quality (HEI & IHME)	83.8	12	+2.9
Sustainable Management of Land & Forests (FAO/WB/WRI)	95.0	2	+2.5
Land & Water Biodiversity (WB/Yale & Columbia)	57.8	17	+0.1



PARTICIPATION, RIGHTS & INCLUSION

SCORE/100 2019 RANK/54 2019 TREND 2010-2019

PARTICIPATION, RIGHTS & INCLUSION	23.8	49	-3.8
PARTICIPATION	7.9	52	-12.4
Freedom of Association & Assembly (FH/GI)	0.0	47	-25.0
Political Pluralism (GI/V-DEM)	8.0	51	-14.7
Civil Society Space (GI/V-DEM)	11.7	51	-11.0
Democratic Elections (CDD/GI/V-DEM)	11.9	51	+1.3
RIGHTS	20.3	49	-6.1
Personal Liberties (FH/V-DEM/WJP)	32.2	37	-0.4
Freedom of Expression & Belief (FH/V-DEM/WJP)	17.2	52	-20.5
Media Freedom (GI/V-DEM/RSF)	19.7	51	-15.7
Digital Rights (DSP & V-DEM/GI)	32.2	44	+6.1
Protection against Discrimination (GI)	0.0	39	0.0
INCLUSION & EQUALITY	32.6	43	+1.7
Equal Political Power (V-DEM)	30.1	43	+9.6
Equal Political Representation (FH/IPU/V-DEM)	39.4	34	-1.5
Equal Civil Liberties (V-DEM)	40.4	43	-0.1
Equal Socioeconomic Opportunity (GI/V-DEM)	21.8	48	-2.2
Equal Access to Public Services (V-DEM)	31.2	35	+2.7
GENDER	34.3	48	+1.5
Political Power & Representation of Women (GI/IPU/V-DEM)	25.7	51	+11.7
Equal Civil Liberties for Women (V-DEM)	52.9	45	+3.1
Socioeconomic Opportunity for Women (GI/V-DEM)	28.7	46	+17.8
Equal Access to Public Services for Women (V-DEM)	39.5	29	0.0
Laws on Violence against Women (OECD)	25.0	20	-25.0

2020 IAG Scores, Ranks & Trends - Equatorial Guinea

102



OVERALL GOVERNANCE

2019 SCORE/100	2019 RANK/54	TREND 2010-2019
28.7	51 st	-0.3

TREND CLASSIFICATION KEY

Increasing Improvement	Slowing Improvement	Bouncing Back
Warning Signs	Slowing Deterioration	Increasing Deterioration
No Change	Not Classified	



SECURITY & RULE OF LAW

	SCORE/100 2019	RANK/54 2019	TREND 2010-2019
SECURITY & RULE OF LAW	29.1	48	+0.6
SECURITY & SAFETY	84.5	19	-2.4
Absence of Armed Conflict (ACLED/UCDP)	100.0	1	0.0
Absence of Violence against Civilians (ACLED/PTS)	86.9	20	+2.7
Absence of Forced Migration (IDMC/UNHCR)	99.8	9	+0.4
Absence of Human Trafficking & Forced Labour (USDS/V-DEM)	39.9	44	-15.5
Absence of Criminality (WHO)	95.7	5	+0.4
RULE OF LAW & JUSTICE	12.8	52	-2.3
Executive Compliance with the Rule of Law (V-DEM/WJP)	11.6	54	-3.1
Impartiality of the Judicial System (GI/V-DEM)	1.6	52	+0.4
Judicial Processes (V-DEM/WJP)	28.8	42	+11.3
Equality before the Law (FH/WJP)	0.0	46	0.0
Law Enforcement (GI/WEF/WJP)	0.0	47	0.0
Property Rights (BS/V-DEM/WJP)	34.8	42	-22.6
ACCOUNTABILITY & TRANSPARENCY	6.2	52	+2.7
Institutional Checks & Balances (BS/V-DEM/WJP)	6.7	53	+1.5
Civic Checks & Balances (BS/V-DEM/WJP)	8.6	52	+4.8
Absence of Undue Influence on Government (BS/FH)	5.6	45	+5.6
Disclosure of Financial & Judicial Information (GI/IBP/WJP)	10.1	49	+1.8
Accessibility of Information (GI/WJP)	0.0	46	0.0
ANTI-CORRUPTION	13.0	51	+4.6
Anti-Corruption Mechanisms (BS/GI)	0.0	52	0.0
Absence of Corruption in State Institutions (V-DEM/WJP)	19.3	49	+0.1
Absence of Corruption in the Public Sector (V-DEM/WEF/WJP)	25.5	43	+2.9
Public Procurement Procedures (GI)	0.0	48	0.0
Absence of Corruption in the Private Sector (WB/WEF)	20.0	44	+20.0



FOUNDATIONS FOR ECONOMIC OPPORTUNITY

	SCORE/100 2019	RANK/54 2019	TREND 2010-2019
FOUNDATIONS FOR ECONOMIC OPPORTUNITY	25.0	52	+3.6
PUBLIC ADMINISTRATION	9.7	54	+7.0
Civil Registration (GI)	25.0	50	+25.0
Capacity of the Statistical System (GI/ODW/WB)	11.4	52	+3.1
Tax & Revenue Mobilisation (AfDB/ICTD&UNU-WIDER/WB)	2.3	53	-0.3
Budgetary & Financial Management (AfDB/WB)	.	.	-
Professional Administration (AfDB/GI/WB)	0.0	53	0.0
BUSINESS ENVIRONMENT	15.0	52	-5.1
Regional Integration (AfDB)	.	.	-
Trade Environment (WB)	30.8	47	-9.4
Business & Competition Regulation (AfDB/BS/WB/WEF)	14.3	52	-
Access to Financial Services (WB)	.	.	-
Labour Relations (GI/WEF)	0.0	50	0.0
INFRASTRUCTURE	39.0	29	+12.6
Transport Network (WEF/UPU)	.	.	-
Access to Energy (WB)	65.6	16	+0.9
Mobile Communications (ITU)	40.4	46	+30.8
Digital Access (ITU/WB)	11.0	31	+6.2
RURAL SECTOR	36.2	40	-0.4
Rural Land & Water Access (IFAD)	52.0	30	-0.5
Rural Market Access (IFAD)	25.0	42	0.0
Rural Sector Support (IFAD)	41.2	41	+0.1
Rural Businesses & Organisations (IFAD)	26.7	47	-1.0



PARTICIPATION, RIGHTS & INCLUSION

	SCORE/100 2019	RANK/54 2019	TREND 2010-2019
PARTICIPATION, RIGHTS & INCLUSION	17.0	54	-4.1
PARTICIPATION	12.5	51	+0.7
Freedom of Association & Assembly (FH/GI)	0.0	47	0.0
Political Pluralism (GI/V-DEM)	24.0	44	-6.7
Civil Society Space (GI/V-DEM)	9.7	52	+0.9
Democratic Elections (CDD/GI/V-DEM)	16.1	49	+8.5
RIGHTS	15.3	52	-3.6
Personal Liberties (FH/V-DEM/WJP)	17.0	47	-0.2
Freedom of Expression & Belief (FH/V-DEM/WJP)	26.5	48	-6.3
Media Freedom (GI/V-DEM/RSF)	20.9	50	+1.5
Digital Rights (DSP & V-DEM/GI)	12.2	53	-12.8
Protection against Discrimination (GI)	0.0	39	0.0
INCLUSION & EQUALITY	20.2	53	+0.9
Equal Political Power (V-DEM)	16.0	53	+6.1
Equal Political Representation (FH/IPU/V-DEM)	4.1	52	-0.2
Equal Civil Liberties (V-DEM)	44.4	41	+4.7
Equal Socioeconomic Opportunity (GI/V-DEM)	22.0	47	-6.9
Equal Access to Public Services (V-DEM)	14.6	50	+1.1
GENDER	20.2	54	-14.3
Political Power & Representation of Women (GI/IPU/V-DEM)	25.6	52	+9.3
Equal Civil Liberties for Women (V-DEM)	33.8	52	+9.6
Socioeconomic Opportunity for Women (GI/V-DEM)	30.9	43	-13.1
Equal Access to Public Services for Women (V-DEM)	10.5	51	-2.5
Laws on Violence against Women (OECD)	0.0	48	-75.0



HUMAN DEVELOPMENT

	SCORE/100 2019	RANK/54 2019	TREND 2010-2019
HUMAN DEVELOPMENT	43.7	44	-1.2
HEALTH	50.8	47	+7.6
Access to Healthcare (V-DEM/WHO)	30.3	44	+6.9
Access to Water & Sanitation (WHO & UNICEF)	51.3	21	+3.0
Control of Communicable Diseases (UNAIDS/WHO)	55.0	51	-0.3
Control of Non-Communicable Diseases (IHME)	76.4	12	+1.0
Control of Child & Maternal Mortality (ICGME/MMEIG)	65.7	35	+9.1
Compliance with International Health Regulations (IHR) (WHO)	26.1	51	+26.1
EDUCATION	38.7	42	+0.3
Equality in Education (V-DEM/WB)	63.1	13	+18.3
Education Enrolment (UNESCO)	13.4	47	-7.7
Education Completion (UNDP/WB)	27.9	48	-2.1
Human Resources in Education (UNESCO)	55.8	41	-1.9
Education Quality (BS/WB/WEF)	33.3	35	-
SOCIAL PROTECTION	29.9	43	-5.5
Social Safety Nets (BS/GI)	22.6	37	-2.4
Poverty Reduction Policies (AfDB/BS/WB)	16.7	51	-
Socioeconomic Inequality Mitigation (AfDB/WB/WID.World)	30.8	43	-0.5
Access to Housing (CAHF/UN-Habitat)	49.4	10	-0.6
Absence of Undernourishment (FAO)	.	.	-
SUSTAINABLE ENVIRONMENT	55.6	30	-7.2
Promotion of Environmental Sustainability (AfDB/BS/WB)	28.6	45	-
Enforcement of Environmental Policies (WEF/WJP)	.	.	-
Air Quality (HEI & IHME)	83.3	13	+7.5
Sustainable Management of Land & Forests (FAO/WB/WRI)	59.6	30	-1.9
Land & Water Biodiversity (WB/Yale & Columbia)	51.0	25	0.0



OVERALL GOVERNANCE

2019 SCORE/100	2019 RANK/54	TREND 2010-2019
25.8	52 nd	-0.8

TREND CLASSIFICATION KEY

- Increasing Improvement
- Slowing Improvement
- Bouncing Back
- Warning Signs
- Slowing Deterioration
- Increasing Deterioration
- No Change
- Not Classified



SECURITY & RULE OF LAW

SCORE/100 2019 RANK/54 2019 TREND 2010-2019

SECURITY & RULE OF LAW	23.7	51	-0.5
SECURITY & SAFETY	60.5	44	-2.4
Absence of Armed Conflict (ACLED/UCDP)	100.0	1	+0.5
Absence of Violence against Civilians (ACLED/PTS)	75.0	35	-6.3
Absence of Forced Migration (IDMC/UNHCR)	49.3	51	+0.1
Absence of Human Trafficking & Forced Labour (USDS/V-DEM)	0.6	54	+0.5
Absence of Criminality (WHO)	77.5	41	-7.1
RULE OF LAW & JUSTICE	6.0	54	+3.3
Executive Compliance with the Rule of Law (V-DEM/WJP)	14.0	53	+12.1
Impartiality of the Judicial System (GI/V-DEM)	0.6	54	+0.6
Judicial Processes (V-DEM/WJP)	6.3	54	+6.1
Equality before the Law (FH/WJP)	0.0	46	0.0
Law Enforcement (GI/WEF/WJP)	0.0	47	0.0
Property Rights (BS/V-DEM/WJP)	15.1	53	+1.3
ACCOUNTABILITY & TRANSPARENCY	4.1	54	+0.1
Institutional Checks & Balances (BS/V-DEM/WJP)	7.1	52	0.0
Civic Checks & Balances (BS/V-DEM/WJP)	1.1	54	+0.7
Absence of Undue Influence on Government (BS/FH)	0.0	50	0.0
Disclosure of Financial & Judicial Information (GI/IBP/WJP)	12.5	42	0.0
Accessibility of Information (GI/WJP)	0.0	46	0.0
ANTI-CORRUPTION	24.2	44	-2.9
Anti-Corruption Mechanisms (BS/GI)	0.0	52	-9.5
Absence of Corruption in State Institutions (V-DEM/WJP)	40.6	30	+2.6
Absence of Corruption in the Public Sector (V-DEM/WEF/WJP)	40.3	26	-7.6
Public Procurement Procedures (GI)	0.0	48	0.0
Absence of Corruption in the Private Sector (WB/WEF)	40.0	24	0.0



FOUNDATIONS FOR ECONOMIC OPPORTUNITY

SCORE/100 2019 RANK/54 2019 TREND 2010-2019

FOUNDATIONS FOR ECONOMIC OPPORTUNITY	25.3	51	+0.3
PUBLIC ADMINISTRATION	22.3	49	-11.1
Civil Registration (GI)	12.5	53	-37.5
Capacity of the Statistical System (GI/ODW/WB)	5.3	54	-3.0
Tax & Revenue Mobilisation (AfDB/ICTD&UNU-WIDER/WB)	44.4	25	-4.2
Budgetary & Financial Management (AfDB/WB)	29.0	39	-4.2
Professional Administration (AfDB/GI/WB)	20.3	46	-6.7
BUSINESS ENVIRONMENT	12.4	54	+3.2
Regional Integration (AfDB)	25.0	35	+6.2
Trade Environment (WB)	18.4	54	+13.8
Business & Competition Regulation (AfDB/BS/WB/WEF)	6.3	53	-7.1
Access to Financial Services (WB)	.	.	-
Labour Relations (GI/WEF)	0.0	50	0.0
INFRASTRUCTURE	16.3	52	+1.1
Transport Network (WEF/UPU)	11.7	48	-11.3
Access to Energy (WB)	47.5	29	+10.3
Mobile Communications (ITU)	3.9	54	+3.8
Digital Access (ITU/WB)	2.1	51	+1.7
RURAL SECTOR	50.3	30	+8.2
Rural Land & Water Access (IFAD)	76.9	8	+7.7
Rural Market Access (IFAD)	41.8	29	+16.8
Rural Sector Support (IFAD)	34.8	46	+6.1
Rural Businesses & Organisations (IFAD)	47.9	32	+2.5



PARTICIPATION, RIGHTS & INCLUSION

SCORE/100 2019 RANK/54 2019 TREND 2010-2019

PARTICIPATION, RIGHTS & INCLUSION	17.1	53	-1.9
PARTICIPATION	1.4	54	+1.2
Freedom of Association & Assembly (FH/GI)	0.0	47	0.0
Political Pluralism (GI/V-DEM)	0.7	54	+0.6
Civil Society Space (GI/V-DEM)	4.7	54	+4.0
Democratic Elections (CDD/GI/V-DEM)	0.1	54	0.0
RIGHTS	5.5	54	-1.9
Personal Liberties (FH/V-DEM/WJP)	12.6	51	-12.5
Freedom of Expression & Belief (FH/V-DEM/WJP)	0.1	54	+0.1
Media Freedom (GI/V-DEM/RSF)	2.2	54	+1.8
Digital Rights (DSP & V-DEM/GI)	12.3	52	+0.8
Protection against Discrimination (GI)	0.0	39	0.0
INCLUSION & EQUALITY	26.9	47	-0.9
Equal Political Power (V-DEM)	22.4	48	-6.0
Equal Political Representation (FH/IPU/V-DEM)	0.0	54	0.0
Equal Civil Liberties (V-DEM)	55.8	27	+1.0
Equal Socioeconomic Opportunity (GI/V-DEM)	29.8	45	-0.2
Equal Access to Public Services (V-DEM)	26.7	40	+0.9
GENDER	34.7	47	-5.8
Political Power & Representation of Women (GI/IPU/V-DEM)	45.2	34	+2.1
Equal Civil Liberties for Women (V-DEM)	30.9	53	-2.6
Socioeconomic Opportunity for Women (GI/V-DEM)	21.1	49	+1.6
Equal Access to Public Services for Women (V-DEM)	51.3	21	+7.6
Laws on Violence against Women (OECD)	25.0	20	-37.5



HUMAN DEVELOPMENT

SCORE/100 2019 RANK/54 2019 TREND 2010-2019

HUMAN DEVELOPMENT	36.9	50	-1.4
HEALTH	54.4	38	+3.4
Access to Healthcare (V-DEM/WHO)	45.5	29	-9.5
Access to Water & Sanitation (WHO & UNICEF)	18.2	51	+2.8
Control of Communicable Diseases (UNAIDS/WHO)	83.3	20	+9.6
Control of Non-Communicable Diseases (IHME)	57.3	40	+4.7
Control of Child & Maternal Mortality (IGCME/MMEIG)	73.3	25	+7.7
Compliance with International Health Regulations (IHR) (WHO)	48.8	36	+5.4
EDUCATION	28.8	50	-8.7
Equality in Education (V-DEM/WB)	34.3	47	-4.2
Education Enrolment (UNESCO)	16.3	44	-5.5
Education Completion (UNDP/WB)	20.6	51	-11.2
Human Resources in Education (UNESCO)	72.6	26	-6.1
Education Quality (BS/WB/WEF)	0.0	48	-16.7
SOCIAL PROTECTION	23.2	50	-3.1
Social Safety Nets (BS/GI)	15.5	48	+1.2
Poverty Reduction Policies (AfDB/BS/WB)	33.4	42	-6.4
Socioeconomic Inequality Mitigation (AfDB/WB/WID.World)	32.7	41	-18.4
Access to Housing (CAHF/UN-Habitat)	11.0	50	+11.0
Absence of Undernourishment (FAO)	.	.	-
SUSTAINABLE ENVIRONMENT	41.3	50	+2.9
Promotion of Environmental Sustainability (AfDB/BS/WB)	25.4	49	0.0
Enforcement of Environmental Policies (WEF/WJP)	.	.	-
Air Quality (HEI & IHME)	54.2	40	+15.5
Sustainable Management of Land & Forests (FAO/WB/WRI)	71.3	11	-3.7
Land & Water Biodiversity (WB/Yale & Columbia)	14.4	46	0.0

2020 IIAG Scores, Ranks & Trends - Eswatini

104



OVERALL GOVERNANCE

2019 SCORE/100	2019 RANK/54	TREND 2010-2019
43.8	36 th	+2.5

TREND CLASSIFICATION KEY

- Increasing Improvement
- Warning Signs
- No Change
- Slowing Improvement
- Slowing Deterioration
- Not Classified
- Bouncing Back
- Increasing Deterioration



SECURITY & RULE OF LAW

SCORE/100 2019 RANK/54 2019 TREND 2010-2019

SECURITY & RULE OF LAW	SCORE/100	RANK/54	TREND
SECURITY & SAFETY	82.6	23	+10.2
Absence of Armed Conflict (ACLED/UCDP)	100.0	1	0.0
Absence of Violence against Civilians (ACLED/PTS)	90.0	15	+3.4
Absence of Forced Migration (IDMC/UNHCR)	99.7	15	-0.2
Absence of Human Trafficking & Forced Labour (USDS/V-DEM)	60.4	18	+44.2
Absence of Criminality (WHO)	62.8	50	+3.7
RULE OF LAW & JUSTICE	31.0	40	+1.9
Executive Compliance with the Rule of Law (V-DEM/WJP)	52.6	28	+8.7
Impartiality of the Judicial System (GI/V-DEM)	8.0	47	-3.1
Judicial Processes (V-DEM/WJP)	43.9	26	-8.6
Equality before the Law (FH/WJP)	33.3	34	0.0
Law Enforcement (GI/WEF/WJP)	37.6	23	+6.9
Property Rights (BS/V-DEM/WJP)	10.4	54	+7.3
ACCOUNTABILITY & TRANSPARENCY	18.9	44	-1.8
Institutional Checks & Balances (BS/V-DEM/WJP)	18.6	46	-4.8
Civic Checks & Balances (BS/V-DEM/WJP)	35.7	41	+8.1
Absence of Undue Influence on Government (BS/FH)	0.0	50	0.0
Disclosure of Financial & Judicial Information (GI/IBP/WJP)	36.2	19	+1.8
Accessibility of Information (GI/WJP)	4.2	43	-13.9
ANTI-CORRUPTION	42.4	22	+1.2
Anti-Corruption Mechanisms (BS/GI)	42.9	23	-7.1
Absence of Corruption in State Institutions (V-DEM/WJP)	59.3	16	+1.4
Absence of Corruption in the Public Sector (V-DEM/WEF/WJP)	23.6	45	-0.8
Public Procurement Procedures (GI)	37.5	17	+12.5
Absence of Corruption in the Private Sector (WB/WEF)	48.7	16	0.0



FOUNDATIONS FOR ECONOMIC OPPORTUNITY

SCORE/100 2019 RANK/54 2019 TREND 2010-2019

FOUNDATIONS FOR ECONOMIC OPPORTUNITY	SCORE/100	RANK/54	TREND
FOUNDATIONS FOR ECONOMIC OPPORTUNITY	50.3	22	+8.7
PUBLIC ADMINISTRATION	37.9	42	+5.4
Civil Registration (GI)	50.0	32	0.0
Capacity of the Statistical System (GI/ODW/WB)	28.9	46	+5.3
Tax & Revenue Mobilisation (AfDB/ICTD&UNU-WIDER/WB)	47.8	20	+16.5
Budgetary & Financial Management (AfDB/WB)	.	.	-
Professional Administration (AfDB/GI/WB)	25.0	37	0.0
BUSINESS ENVIRONMENT	60.3	15	-4.2
Regional Integration (AfDB)	.	.	-
Trade Environment (WB)	100.0	1	+0.3
Business & Competition Regulation (AfDB/BS/WB/WEF)	36.8	42	-8.9
Access to Financial Services (WB)	.	.	-
Labour Relations (GI/WEF)	44.0	33	-4.1
INFRASTRUCTURE	47.4	17	+18.0
Transport Network (WEF/UPU)	51.4	14	-3.3
Access to Energy (WB)	75.5	12	+32.3
Mobile Communications (ITU)	36.5	49	+22.4
Digital Access (ITU/WB)	26.0	18	+20.5
RURAL SECTOR	55.5	20	+15.5
Rural Land & Water Access (IFAD)	62.9	19	+29.4
Rural Market Access (IFAD)	50.0	15	+16.7
Rural Sector Support (IFAD)	56.6	23	+2.7
Rural Businesses & Organisations (IFAD)	52.5	26	+13.2



PARTICIPATION, RIGHTS & INCLUSION

SCORE/100 2019 RANK/54 2019 TREND 2010-2019

PARTICIPATION, RIGHTS & INCLUSION	SCORE/100	RANK/54	TREND
PARTICIPATION, RIGHTS & INCLUSION	31.2	44	-2.0
PARTICIPATION	16.9	49	+4.2
Freedom of Association & Assembly (FH/GI)	12.5	38	+12.5
Political Pluralism (GI/V-DEM)	1.3	53	+1.2
Civil Society Space (GI/V-DEM)	31.1	41	+1.3
Democratic Elections (CDD/GI/V-DEM)	22.7	45	+1.9
RIGHTS	31.4	42	-1.1
Personal Liberties (FH/V-DEM/WJP)	24.3	42	+4.8
Freedom of Expression & Belief (FH/V-DEM/WJP)	47.8	37	-17.1
Media Freedom (GI/V-DEM/RSF)	28.9	48	+7.0
Digital Rights (DSP & V-DEM/GI)	56.1	30	0.0
Protection against Discrimination (GI)	0.0	39	0.0
INCLUSION & EQUALITY	36.2	38	-5.6
Equal Political Power (V-DEM)	23.6	47	-0.3
Equal Political Representation (FH/IPU/V-DEM)	26.0	46	-3.8
Equal Civil Liberties (V-DEM)	30.8	49	-17.4
Equal Socioeconomic Opportunity (GI/V-DEM)	60.8	17	-6.3
Equal Access to Public Services (V-DEM)	39.9	24	0.0
GENDER	40.2	41	-5.7
Political Power & Representation of Women (GI/IPU/V-DEM)	45.5	33	+12.3
Equal Civil Liberties for Women (V-DEM)	53.0	44	-5.2
Socioeconomic Opportunity for Women (GI/V-DEM)	36.6	37	-23.0
Equal Access to Public Services for Women (V-DEM)	41.1	28	0.0
Laws on Violence against Women (OECD)	25.0	20	-12.5



HUMAN DEVELOPMENT

SCORE/100 2019 RANK/54 2019 TREND 2010-2019

HUMAN DEVELOPMENT	SCORE/100	RANK/54	TREND
HUMAN DEVELOPMENT	50.1	31	+0.6
HEALTH	66.0	16	+11.9
Access to Healthcare (V-DEM/WHO)	60.8	12	+3.7
Access to Water & Sanitation (WHO & UNICEF)	51.0	22	+5.2
Control of Communicable Diseases (UNAIDS/WHO)	94.0	4	+14.7
Control of Non-Communicable Diseases (IHME)	45.2	49	+7.1
Control of Child & Maternal Mortality (ICGME/MMEIG)	70.8	29	+11.8
Compliance with International Health Regulations (IHR) (WHO)	74.4	11	+28.9
EDUCATION	55.2	21	+2.3
Equality in Education (V-DEM/WB)	40.0	42	-2.6
Education Enrolment (UNESCO)	40.8	15	+1.5
Education Completion (UNDP/WB)	70.0	14	+8.2
Human Resources in Education (UNESCO)	83.0	10	+8.9
Education Quality (BS/WB/WEF)	42.2	28	-4.7
SOCIAL PROTECTION	35.2	38	-13.7
Social Safety Nets (BS/GI)	26.8	32	+10.1
Poverty Reduction Policies (AfDB/BS/WB)	16.7	51	-
Socioeconomic Inequality Mitigation (AfDB/WB/WID.World)	15.4	50	0.0
Access to Housing (CAHF/UN-Habitat)	53.8	9	-28.6
Absence of Undernourishment (FAO)	63.3	19	-17.8
SUSTAINABLE ENVIRONMENT	43.9	46	+1.9
Promotion of Environmental Sustainability (AfDB/BS/WB)	28.6	45	-
Enforcement of Environmental Policies (WEF/WJP)	51.2	19	+1.0
Air Quality (HEI & IHME)	68.7	28	+21.5
Sustainable Management of Land & Forests (FAO/WB/WRI)	46.5	48	-0.5
Land & Water Biodiversity (WB/Yale & Columbia)	24.7	40	+1.2



OVERALL GOVERNANCE

2019 SCORE/100	2019 RANK/54	TREND 2010-2019
46.6	31 st	+6.7

TREND CLASSIFICATION KEY

- Increasing Improvement
- Slowing Improvement
- Bouncing Back
- Warning Signs
- Slowing Deterioration
- Increasing Deterioration
- No Change
- Not Classified



SECURITY & RULE OF LAW

SCORE/100 2019 RANK/54 2019 TREND 2010-2019

SECURITY & RULE OF LAW	47.9	30	+5.2
SECURITY & SAFETY	78.3	34	+1.0
Absence of Armed Conflict (ACLED/UCDP)	85.2	41	+5.1
Absence of Violence against Civilians (ACLED/PTS)	72.3	36	+1.9
Absence of Forced Migration (IDMC/UNHCR)	96.2	35	-2.3
Absence of Human Trafficking & Forced Labour (USDS/V-DEM)	51.4	31	-2.3
Absence of Criminality (WHO)	86.3	23	+2.3
RULE OF LAW & JUSTICE	29.7	42	+0.1
Executive Compliance with the Rule of Law (V-DEM/WJP)	39.9	37	+9.0
Impartiality of the Judicial System (GI/V-DEM)	27.1	36	-0.6
Judicial Processes (V-DEM/WJP)	37.9	33	+6.3
Equality before the Law (FH/WJP)	25.5	41	-1.8
Law Enforcement (GI/WEF/WJP)	27.5	36	-5.6
Property Rights (BS/V-DEM/WJP)	20.1	48	-6.9
ACCOUNTABILITY & TRANSPARENCY	30.7	33	+8.7
Institutional Checks & Balances (BS/V-DEM/WJP)	31.4	36	+9.9
Civic Checks & Balances (BS/V-DEM/WJP)	31.2	44	+7.0
Absence of Undue Influence on Government (BS/FH)	11.1	41	-7.0
Disclosure of Financial & Judicial Information (GI/IBP/WJP)	53.3	3	+33.2
Accessibility of Information (GI/WJP)	26.2	27	-0.1
ANTI-CORRUPTION	53.1	11	+11.1
Anti-Corruption Mechanisms (BS/GI)	47.6	15	+21.4
Absence of Corruption in State Institutions (V-DEM/WJP)	67.8	9	+10.2
Absence of Corruption in the Public Sector (V-DEM/WEF/WJP)	54.9	15	+8.0
Public Procurement Procedures (GI)	50.0	11	+12.5
Absence of Corruption in the Private Sector (WB/WEF)	44.9	18	+3.2



FOUNDATIONS FOR ECONOMIC OPPORTUNITY

SCORE/100 2019 RANK/54 2019 TREND 2010-2019

FOUNDATIONS FOR ECONOMIC OPPORTUNITY	49.7	24	+5.6
PUBLIC ADMINISTRATION	60.6	8	+6.7
Civil Registration (GI)	75.0	8	+25.0
Capacity of the Statistical System (GI/ODW/WB)	42.0	31	-22.1
Tax & Revenue Mobilisation (AfDB/ICTD&UNU-WIDER/WB)	48.3	18	+2.2
Budgetary & Financial Management (AfDB/WB)	78.4	2	+7.4
Professional Administration (AfDB/GI/WB)	59.1	9	+21.0
BUSINESS ENVIRONMENT	41.3	41	+3.9
Regional Integration (AfDB)	50.0	25	+12.5
Trade Environment (WB)	58.6	21	+12.3
Business & Competition Regulation (AfDB/BS/WB/WEF)	56.8	23	-6.7
Access to Financial Services (WB)	24.1	27	+11.7
Labour Relations (GI/WEF)	16.7	49	-10.6
INFRASTRUCTURE	38.8	30	+9.6
Transport Network (WEF/UPU)	48.8	18	-14.3
Access to Energy (WB)	42.6	31	+12.3
Mobile Communications (ITU)	54.5	33	+32.2
Digital Access (ITU/WB)	9.2	37	+8.2
RURAL SECTOR	58.3	17	+2.3
Rural Land & Water Access (IFAD)	77.5	7	+18.4
Rural Market Access (IFAD)	50.0	15	+8.2
Rural Sector Support (IFAD)	64.4	11	-9.2
Rural Businesses & Organisations (IFAD)	41.4	39	-8.3



PARTICIPATION, RIGHTS & INCLUSION

SCORE/100 2019 RANK/54 2019 TREND 2010-2019

PARTICIPATION, RIGHTS & INCLUSION	34.8	41	+6.3
PARTICIPATION	33.2	35	+13.0
Freedom of Association & Assembly (FH/GI)	25.0	29	+25.0
Political Pluralism (GI/V-DEM)	34.5	32	+6.4
Civil Society Space (GI/V-DEM)	44.1	30	+11.0
Democratic Elections (CDD/GI/V-DEM)	29.4	34	+9.7
RIGHTS	30.5	43	+6.3
Personal Liberties (FH/V-DEM/WJP)	23.9	43	+0.7
Freedom of Expression & Belief (FH/V-DEM/WJP)	37.7	42	+3.8
Media Freedom (GI/V-DEM/RSF)	56.9	28	+22.8
Digital Rights (DSP & V-DEM/GI)	17.3	51	+4.3
Protection against Discrimination (GI)	16.7	18	0.0
INCLUSION & EQUALITY	33.8	42	+1.5
Equal Political Power (V-DEM)	32.9	37	+4.3
Equal Political Representation (FH/IPU/V-DEM)	56.3	13	+1.7
Equal Civil Liberties (V-DEM)	30.7	50	-6.0
Equal Socioeconomic Opportunity (GI/V-DEM)	32.7	39	+7.3
Equal Access to Public Services (V-DEM)	16.4	48	+0.2
GENDER	41.5	39	+4.2
Political Power & Representation of Women (GI/IPU/V-DEM)	67.7	5	+38.9
Equal Civil Liberties for Women (V-DEM)	49.2	47	+4.7
Socioeconomic Opportunity for Women (GI/V-DEM)	20.9	50	-2.2
Equal Access to Public Services for Women (V-DEM)	19.8	47	+4.8
Laws on Violence against Women (OECD)	50.0	3	-25.0



HUMAN DEVELOPMENT

SCORE/100 2019 RANK/54 2019 TREND 2010-2019

HUMAN DEVELOPMENT	54.0	23	+9.6
HEALTH	64.5	20	+17.6
Access to Healthcare (V-DEM/WHO)	53.7	21	+19.7
Access to Water & Sanitation (WHO & UNICEF)	18.5	50	+9.6
Control of Communicable Diseases (UNAIDS/WHO)	79.2	27	+16.9
Control of Non-Communicable Diseases (IHME)	84.9	2	+3.6
Control of Child & Maternal Mortality (IGCME/MMEIG)	71.9	28	+16.6
Compliance with International Health Regulations (IHR) (WHO)	78.9	6	+39.5
EDUCATION	41.5	39	+1.0
Equality in Education (V-DEM/WB)	42.5	36	+2.3
Education Enrolment (UNESCO)	25.8	35	+7.0
Education Completion (UNDP/WB)	33.5	45	+0.1
Human Resources in Education (UNESCO)	40.8	46	-1.4
Education Quality (BS/WB/WEF)	65.1	8	-2.6
SOCIAL PROTECTION	45.5	25	+9.2
Social Safety Nets (BS/GI)	26.8	32	+12.5
Poverty Reduction Policies (AfDB/BS/WB)	60.1	11	+12.7
Socioeconomic Inequality Mitigation (AfDB/WB/WID.World)	66.5	11	-14.0
Access to Housing (CAHF/UN-Habitat)	18.2	42	+6.7
Absence of Undernourishment (FAO)	56.1	24	+28.0
SUSTAINABLE ENVIRONMENT	64.4	12	+10.3
Promotion of Environmental Sustainability (AfDB/BS/WB)	57.1	18	+11.9
Enforcement of Environmental Policies (WEF/WJP)	50.2	20	+16.0
Air Quality (HEI & IHME)	70.8	25	+17.4
Sustainable Management of Land & Forests (FAO/WB/WRI)	61.1	26	+6.3
Land & Water Biodiversity (WB/Yale & Columbia)	82.8	12	0.0

2020 IIAG Scores, Ranks & Trends - Gabon

106



OVERALL GOVERNANCE

2019 SCORE/100	2019 RANK/54	TREND 2010-2019
47.7	29 th	+1.0

TREND CLASSIFICATION KEY

- Increasing Improvement
- Warning Signs
- No Change
- Slowing Improvement
- Slowing Deterioration
- Not Classified
- Bouncing Back
- Increasing Deterioration



SECURITY & RULE OF LAW

SCORE/100 2019 RANK/54 2019 TREND 2010-2019

SECURITY & RULE OF LAW	SCORE/100 2019	RANK/54 2019	TREND 2010-2019
SECURITY & SAFETY	43.5	37	-3.2
SECURITY & SAFETY	85.0	17	-0.1
Absence of Armed Conflict (ACLED/UCDP)	99.7	20	-0.3
Absence of Violence against Civilians (ACLED/PTS)	86.9	20	-6.9
Absence of Forced Migration (IDMC/UNHCR)	99.6	20	-0.2
Absence of Human Trafficking & Forced Labour (USDS/V-DEM)	54.6	25	+5.2
Absence of Criminality (WHO)	84.0	28	+1.5
RULE OF LAW & JUSTICE	41.6	31	-3.5
Executive Compliance with the Rule of Law (V-DEM/WJP)	41.9	36	-5.0
Impartiality of the Judicial System (GI/V-DEM)	25.6	37	-21.9
Judicial Processes (V-DEM/WJP)	71.0	6	+4.0
Equality before the Law (FH/WJP)	33.3	34	0.0
Law Enforcement (GI/WEF/WJP)	21.4	43	-12.6
Property Rights (BS/V-DEM/WJP)	56.4	26	+14.6
ACCOUNTABILITY & TRANSPARENCY	23.9	40	-8.5
Institutional Checks & Balances (BS/V-DEM/WJP)	24.1	43	+13.8
Civic Checks & Balances (BS/V-DEM/WJP)	71.8	10	-12.1
Absence of Undue Influence on Government (BS/FH)	11.1	41	-13.9
Disclosure of Financial & Judicial Information (GI/IBP/WJP)	12.5	42	-12.5
Accessibility of Information (GI/WJP)	0.0	46	-18.1
ANTI-CORRUPTION	23.7	46	-0.3
Anti-Corruption Mechanisms (BS/GI)	22.6	39	-2.4
Absence of Corruption in State Institutions (V-DEM/WJP)	24.1	43	+2.9
Absence of Corruption in the Public Sector (V-DEM/WEF/WJP)	21.5	47	-5.2
Public Procurement Procedures (GI)	12.5	37	0.0
Absence of Corruption in the Private Sector (WB/WEF)	37.6	28	+3.1



FOUNDATIONS FOR ECONOMIC OPPORTUNITY

SCORE/100 2019 RANK/54 2019 TREND 2010-2019

FOUNDATIONS FOR ECONOMIC OPPORTUNITY	SCORE/100 2019	RANK/54 2019	TREND 2010-2019
FOUNDATIONS FOR ECONOMIC OPPORTUNITY	41.5	39	+3.9
PUBLIC ADMINISTRATION	21.3	50	-3.3
Civil Registration (GI)	25.0	50	0.0
Capacity of the Statistical System (GI/ODW/WB)	18.0	51	-8.8
Tax & Revenue Mobilisation (AfDB/ICTD&UNU-WIDER/WB)	17.3	51	-4.2
Budgetary & Financial Management (AfDB/WB)	.	.	-
Professional Administration (AfDB/GI/WB)	25.0	37	0.0
BUSINESS ENVIRONMENT	42.6	38	+4.5
Regional Integration (AfDB)	.	.	-
Trade Environment (WB)	38.1	43	-6.4
Business & Competition Regulation (AfDB/BS/WB/WEF)	43.0	40	+15.3
Access to Financial Services (WB)	51.8	6	+29.3
Labour Relations (GI/WEF)	37.6	37	-20.0
INFRASTRUCTURE	58.4	11	+9.4
Transport Network (WEF/UPU)	31.6	35	-1.7
Access to Energy (WB)	92.7	8	+0.8
Mobile Communications (ITU)	79.7	5	+14.1
Digital Access (ITU/WB)	29.5	16	+24.5
RURAL SECTOR	43.5	36	+4.9
Rural Land & Water Access (IFAD)	47.5	36	-0.9
Rural Market Access (IFAD)	33.3	34	+8.3
Rural Sector Support (IFAD)	46.8	34	+6.6
Rural Businesses & Organisations (IFAD)	46.4	35	+5.4



PARTICIPATION, RIGHTS & INCLUSION

SCORE/100 2019 RANK/54 2019 TREND 2010-2019

PARTICIPATION, RIGHTS & INCLUSION	SCORE/100 2019	RANK/54 2019	TREND 2010-2019
PARTICIPATION, RIGHTS & INCLUSION	44.6	30	-2.1
PARTICIPATION	35.2	29	-1.9
Freedom of Association & Assembly (FH/GI)	25.0	29	0.0
Political Pluralism (GI/V-DEM)	33.8	35	-8.1
Civil Society Space (GI/V-DEM)	53.3	23	-8.4
Democratic Elections (CDD/GI/V-DEM)	28.8	36	+9.1
RIGHTS	42.1	32	-9.1
Personal Liberties (FH/V-DEM/WJP)	50.0	19	+1.5
Freedom of Expression & Belief (FH/V-DEM/WJP)	62.5	28	-12.5
Media Freedom (GI/V-DEM/RSF)	54.2	32	-10.4
Digital Rights (DSP & V-DEM/GI)	43.6	38	-16.2
Protection against Discrimination (GI)	0.0	39	-8.3
INCLUSION & EQUALITY	45.7	28	-3.8
Equal Political Power (V-DEM)	55.6	13	-3.9
Equal Political Representation (FH/IPU/V-DEM)	28.4	43	+5.6
Equal Civil Liberties (V-DEM)	58.9	26	-4.1
Equal Socioeconomic Opportunity (GI/V-DEM)	45.5	26	-14.3
Equal Access to Public Services (V-DEM)	40.1	22	-2.4
GENDER	55.6	18	+6.5
Political Power & Representation of Women (GI/IPU/V-DEM)	60.6	13	+2.5
Equal Civil Liberties for Women (V-DEM)	84.6	17	+6.1
Socioeconomic Opportunity for Women (GI/V-DEM)	46.2	29	+11.9
Equal Access to Public Services for Women (V-DEM)	61.6	12	+20.2
Laws on Violence against Women (OECD)	25.0	20	-8.3



HUMAN DEVELOPMENT

SCORE/100 2019 RANK/54 2019 TREND 2010-2019

HUMAN DEVELOPMENT	SCORE/100 2019	RANK/54 2019	TREND 2010-2019
HUMAN DEVELOPMENT	61.0	11	+5.2
HEALTH	65.2	19	+4.5
Access to Healthcare (V-DEM/WHO)	60.5	13	+0.1
Access to Water & Sanitation (WHO & UNICEF)	74.5	11	+2.3
Control of Communicable Diseases (UNAIDS/WHO)	60.8	47	+11.8
Control of Non-Communicable Diseases (IHME)	63.2	34	+0.6
Control of Child & Maternal Mortality (ICGME/MMEIG)	81.0	14	+8.3
Compliance with International Health Regulations (IHR) (WHO)	51.2	34	+3.7
EDUCATION	51.7	25	+1.4
Equality in Education (V-DEM/WB)	43.5	35	-6.5
Education Enrolment (UNESCO)	.	.	-
Education Completion (UNDP/WB)	73.2	10	+3.6
Human Resources in Education (UNESCO)	.	.	-
Education Quality (BS/WB/WEF)	38.3	31	+7.1
SOCIAL PROTECTION	49.6	18	-3.7
Social Safety Nets (BS/GI)	38.1	15	-11.9
Poverty Reduction Policies (AfDB/BS/WB)	50.0	21	-
Socioeconomic Inequality Mitigation (AfDB/WB/WID.World)	57.1	21	+12.4
Access to Housing (CAHF/UN-Habitat)	38.6	16	-17.6
Absence of Undernourishment (FAO)	64.0	18	+1.8
SUSTAINABLE ENVIRONMENT	77.5	2	+18.5
Promotion of Environmental Sustainability (AfDB/BS/WB)	85.7	3	-
Enforcement of Environmental Policies (WEF/WJP)	53.2	16	+14.5
Air Quality (HEI & IHME)	90.8	9	+5.1
Sustainable Management of Land & Forests (FAO/WB/WRI)	62.7	24	-0.2
Land & Water Biodiversity (WB/Yale & Columbia)	94.9	7	+46.1

OVERALL
GOVERNANCE

2019 SCORE/100	2019 RANK/54	TREND 2010-2019
55.9	16 th	+9.2

TREND CLASSIFICATION KEY

- Increasing Improvement
- Slowing Improvement
- Bouncing Back
- Warning Signs
- Slowing Deterioration
- Increasing Deterioration
- No Change
- Not Classified

SECURITY &
RULE OF LAW

SCORE/100 2019	RANK/54 2019	TREND 2010-2019
-------------------	-----------------	--------------------

SECURITY & RULE OF LAW	58.0	16	+14.2
SECURITY & SAFETY	82.1	25	-4.6
Absence of Armed Conflict (ACLED/UCDP)	99.4	24	-0.4
Absence of Violence against Civilians (ACLED/PTS)	93.5	9	+6.3
Absence of Forced Migration (IDMC/UNHCR)	85.8	44	-11.9
Absence of Human Trafficking & Forced Labour (USDS/V-DEM)	47.7	37	-20.1
Absence of Criminality (WHO)	84.2	27	+3.2
RULE OF LAW & JUSTICE	56.4	17	+16.9
Executive Compliance with the Rule of Law (V-DEM/WJP)	83.9	5	+56.3
Impartiality of the Judicial System (GI/V-DEM)	68.6	9	+61.7
Judicial Processes (V-DEM/WJP)	50.8	19	-11.8
Equality before the Law (FH/WJP)	40.8	31	+7.5
Law Enforcement (GI/WEF/WJP)	30.2	29	-22.5
Property Rights (BS/V-DEM/WJP)	64.3	16	+10.2
ACCOUNTABILITY & TRANSPARENCY	42.9	24	+33.9
Institutional Checks & Balances (BS/V-DEM/WJP)	60.4	14	+58.6
Civic Checks & Balances (BS/V-DEM/WJP)	49.7	30	+48.0
Absence of Undue Influence on Government (BS/FH)	58.3	17	+58.3
Disclosure of Financial & Judicial Information (GI/IBP/WJP)	11.9	45	-13.1
Accessibility of Information (GI/WJP)	33.9	19	+17.2
ANTI-CORRUPTION	50.7	14	+11.0
Anti-Corruption Mechanisms (BS/GI)	22.6	39	-2.4
Absence of Corruption in State Institutions (V-DEM/WJP)	65.1	10	+19.2
Absence of Corruption in the Public Sector (V-DEM/WEF/WJP)	59.2	13	+10.6
Public Procurement Procedures (GI)	50.0	11	+25.0
Absence of Corruption in the Private Sector (WB/WEF)	56.8	10	+2.7

FOUNDATIONS FOR
ECONOMIC OPPORTUNITY

SCORE/100 2019	RANK/54 2019	TREND 2010-2019
-------------------	-----------------	--------------------

FOUNDATIONS FOR ECONOMIC OPPORTUNITY	57.0	14	+4.7
PUBLIC ADMINISTRATION	56.4	18	+10.1
Civil Registration (GI)	87.5	4	+12.5
Capacity of the Statistical System (GI/ODW/WB)	57.4	13	+28.1
Tax & Revenue Mobilisation (AfDB/ICTD&UNU-WIDER/WB)	41.0	33	+3.6
Budgetary & Financial Management (AfDB/WB)	56.5	26	-2.7
Professional Administration (AfDB/GI/WB)	39.5	25	+9.0
BUSINESS ENVIRONMENT	60.2	16	-3.3
Regional Integration (AfDB)	62.5	17	0.0
Trade Environment (WB)	53.6	27	-6.7
Business & Competition Regulation (AfDB/BS/WB/WEF)	55.8	27	-16.9
Access to Financial Services (WB)	.	.	-
Labour Relations (GI/WEF)	68.9	10	+10.3
INFRASTRUCTURE	46.9	18	+10.6
Transport Network (WEF/UPU)	41.8	20	-6.6
Access to Energy (WB)	58.6	23	+13.6
Mobile Communications (ITU)	75.6	10	+27.5
Digital Access (ITU/WB)	11.6	30	+7.9
RURAL SECTOR	64.4	7	+1.5
Rural Land & Water Access (IFAD)	70.2	13	+9.0
Rural Market Access (IFAD)	58.0	13	-7.8
Rural Sector Support (IFAD)	64.9	10	+0.6
Rural Businesses & Organisations (IFAD)	64.4	8	+4.0

PARTICIPATION, RIGHTS
& INCLUSION

SCORE/100 2019	RANK/54 2019	TREND 2010-2019
-------------------	-----------------	--------------------

PARTICIPATION, RIGHTS & INCLUSION	57.1	12	+19.5
PARTICIPATION	54.9	18	+30.6
Freedom of Association & Assembly (FH/GI)	37.5	17	+12.5
Political Pluralism (GI/V-DEM)	47.4	16	+25.8
Civil Society Space (GI/V-DEM)	67.4	20	+42.5
Democratic Elections (CDD/GI/V-DEM)	67.4	9	+41.8
RIGHTS	58.5	14	+25.3
Personal Liberties (FH/V-DEM/WJP)	57.0	16	+17.0
Freedom of Expression & Belief (FH/V-DEM/WJP)	69.7	23	+28.3
Media Freedom (GI/V-DEM/RSF)	75.4	7	+46.8
Digital Rights (DSP & V-DEM/GI)	90.3	4	+51.1
Protection against Discrimination (GI)	0.0	39	-16.7
INCLUSION & EQUALITY	59.6	11	+12.1
Equal Political Power (V-DEM)	54.9	17	+13.5
Equal Political Representation (FH/IPU/V-DEM)	63.5	10	+20.1
Equal Civil Liberties (V-DEM)	70.6	10	+8.7
Equal Socioeconomic Opportunity (GI/V-DEM)	70.8	11	+11.9
Equal Access to Public Services (V-DEM)	38.4	28	+6.4
GENDER	55.5	19	+10.3
Political Power & Representation of Women (GI/IPU/V-DEM)	54.1	21	+6.9
Equal Civil Liberties for Women (V-DEM)	83.6	19	+4.7
Socioeconomic Opportunity for Women (GI/V-DEM)	44.5	32	+9.5
Equal Access to Public Services for Women (V-DEM)	45.5	27	+13.9
Laws on Violence against Women (OECD)	50.0	3	+16.7

HUMAN
DEVELOPMENT

SCORE/100 2019	RANK/54 2019	TREND 2010-2019
-------------------	-----------------	--------------------

HUMAN DEVELOPMENT	51.4	27	-1.8
HEALTH	55.5	37	-2.0
Access to Healthcare (V-DEM/WHO)	61.7	10	+2.5
Access to Water & Sanitation (WHO & UNICEF)	47.3	25	+0.4
Control of Communicable Diseases (UNAIDS/WHO)	76.1	31	+1.3
Control of Non-Communicable Diseases (IHME)	58.2	39	-1.3
Control of Child & Maternal Mortality (IGCME/MMEIG)	63.5	37	+8.7
Compliance with International Health Regulations (IHR) (WHO)	26.4	50	-23.1
EDUCATION	57.0	18	+2.1
Equality in Education (V-DEM/WB)	71.9	7	+22.5
Education Enrolment (UNESCO)	23.8	36	+3.4
Education Completion (UNDP/WB)	46.0	33	+4.9
Human Resources in Education (UNESCO)	83.6	9	+7.0
Education Quality (BS/WB/WEF)	59.8	12	-27.2
SOCIAL PROTECTION	48.5	19	-2.2
Social Safety Nets (BS/GI)	29.8	28	-11.9
Poverty Reduction Policies (AfDB/BS/WB)	45.4	27	-10.9
Socioeconomic Inequality Mitigation (AfDB/WB/WID.World)	50.1	25	+1.9
Access to Housing (CAHF/UN-Habitat)	41.2	14	+6.8
Absence of Undernourishment (FAO)	76.0	12	+3.3
SUSTAINABLE ENVIRONMENT	44.7	43	-5.1
Promotion of Environmental Sustainability (AfDB/BS/WB)	50.4	28	-7.5
Enforcement of Environmental Policies (WEF/WJP)	38.9	32	-30.2
Air Quality (HEI & IHME)	57.2	36	+6.1
Sustainable Management of Land & Forests (FAO/WB/WRI)	65.0	18	+6.0
Land & Water Biodiversity (WB/Yale & Columbia)	11.9	48	0.0

2020 IAG Scores, Ranks & Trends - Ghana

108



OVERALL GOVERNANCE

2019 SCORE/100	2019 RANK/54	TREND 2010-2019
64.3	8 th	+0.1

TREND CLASSIFICATION KEY

- Increasing Improvement
- Warning Signs
- No Change
- Slowing Improvement
- Slowing Deterioration
- Not Classified
- Bouncing Back
- Increasing Deterioration



SECURITY & RULE OF LAW

	SCORE/100 2019	RANK/54 2019	TREND 2010-2019
SECURITY & RULE OF LAW	66.0	11	-5.4
SECURITY & SAFETY	86.4	14	-1.2
Absence of Armed Conflict (ACLED/UCDP)	94.6	35	-4.6
Absence of Violence against Civilians (ACLED/PTS)	82.3	31	-4.9
Absence of Forced Migration (IDMC/UNHCR)	99.4	23	+0.2
Absence of Human Trafficking & Forced Labour (USDS/V-DEM)	65.5	11	-6.4
Absence of Criminality (WHO)	90.0	13	+9.7
RULE OF LAW & JUSTICE	69.2	8	-9.9
Executive Compliance with the Rule of Law (V-DEM/WJP)	80.8	8	+2.1
Impartiality of the Judicial System (GI/V-DEM)	59.6	13	-37.5
Judicial Processes (V-DEM/WJP)	64.1	14	-2.5
Equality before the Law (FH/WJP)	83.2	6	+2.3
Law Enforcement (GI/WEF/WJP)	50.2	12	-12.9
Property Rights (BS/V-DEM/WJP)	77.4	8	-10.6
ACCOUNTABILITY & TRANSPARENCY	68.3	4	-3.3
Institutional Checks & Balances (BS/V-DEM/WJP)	76.8	6	-5.6
Civic Checks & Balances (BS/V-DEM/WJP)	80.9	3	-9.3
Absence of Undue Influence on Government (BS/FH)	94.4	4	0.0
Disclosure of Financial & Judicial Information (GI/IBP/WJP)	38.3	16	-4.7
Accessibility of Information (GI/WJP)	50.9	5	+2.8
ANTI-CORRUPTION	40.0	25	-7.4
Anti-Corruption Mechanisms (BS/GI)	52.4	11	-4.7
Absence of Corruption in State Institutions (V-DEM/WJP)	47.9	23	+2.9
Absence of Corruption in the Public Sector (V-DEM/WEF/WJP)	44.4	22	+0.6
Public Procurement Procedures (GI)	25.0	26	-25.0
Absence of Corruption in the Private Sector (WB/WEF)	30.4	35	-10.4



FOUNDATIONS FOR ECONOMIC OPPORTUNITY

	SCORE/100 2019	RANK/54 2019	TREND 2010-2019
FOUNDATIONS FOR ECONOMIC OPPORTUNITY	60.9	12	+6.3
PUBLIC ADMINISTRATION	62.8	5	+0.9
Civil Registration (GI)	37.5	45	+12.5
Capacity of the Statistical System (GI/ODW/WB)	65.0	6	+13.0
Tax & Revenue Mobilisation (AfDB/ICTD&UNU-WIDER/WB)	73.6	1	-15.3
Budgetary & Financial Management (AfDB/WB)	73.9	7	-3.0
Professional Administration (AfDB/GI/WB)	63.9	5	-2.6
BUSINESS ENVIRONMENT	63.5	10	+5.6
Regional Integration (AfDB)	75.0	8	+6.2
Trade Environment (WB)	54.8	26	+8.2
Business & Competition Regulation (AfDB/BS/WB/WEF)	70.8	4	-11.8
Access to Financial Services (WB)	53.5	5	+23.6
Labour Relations (GI/WEF)	63.2	17	+1.7
INFRASTRUCTURE	56.6	12	+18.1
Transport Network (WEF/UPU)	41.3	21	-4.6
Access to Energy (WB)	81.6	10	+18.9
Mobile Communications (ITU)	66.5	20	+25.8
Digital Access (ITU/WB)	37.0	13	+32.4
RURAL SECTOR	60.8	14	+0.5
Rural Land & Water Access (IFAD)	70.3	12	+20.6
Rural Market Access (IFAD)	58.3	10	-12.5
Rural Sector Support (IFAD)	62.3	15	-3.3
Rural Businesses & Organisations (IFAD)	52.5	26	-2.5



PARTICIPATION, RIGHTS & INCLUSION

	SCORE/100 2019	RANK/54 2019	TREND 2010-2019
PARTICIPATION, RIGHTS & INCLUSION	69.7	5	-2.9
PARTICIPATION	77.5	5	+2.2
Freedom of Association & Assembly (FH/GI)	100.0	1	+12.5
Political Pluralism (GI/V-DEM)	46.7	17	-3.2
Civil Society Space (GI/V-DEM)	87.5	8	-10.8
Democratic Elections (CDD/GI/V-DEM)	75.8	5	+10.2
RIGHTS	68.4	7	-9.5
Personal Liberties (FH/V-DEM/WJP)	79.9	3	-2.2
Freedom of Expression & Belief (FH/V-DEM/WJP)	86.0	10	-0.3
Media Freedom (GI/V-DEM/RSF)	63.7	15	-29.3
Digital Rights (DSP & V-DEM/GI)	79.0	9	-16.0
Protection against Discrimination (GI)	33.3	8	0.0
INCLUSION & EQUALITY	68.5	7	+3.5
Equal Political Power (V-DEM)	68.7	4	+5.1
Equal Political Representation (FH/IPU/V-DEM)	52.9	17	-5.0
Equal Civil Liberties (V-DEM)	81.7	2	+4.6
Equal Socioeconomic Opportunity (GI/V-DEM)	76.6	7	+1.6
Equal Access to Public Services (V-DEM)	62.5	6	+11.0
GENDER	64.6	10	-7.4
Political Power & Representation of Women (GI/IPU/V-DEM)	54.1	21	-2.8
Equal Civil Liberties for Women (V-DEM)	85.0	15	-9.1
Socioeconomic Opportunity for Women (GI/V-DEM)	75.0	3	+0.1
Equal Access to Public Services for Women (V-DEM)	83.9	5	+8.0
Laws on Violence against Women (OECD)	25.0	20	-33.3



HUMAN DEVELOPMENT

	SCORE/100 2019	RANK/54 2019	TREND 2010-2019
HUMAN DEVELOPMENT	60.7	13	+2.4
HEALTH	68.9	12	+7.4
Access to Healthcare (V-DEM/WHO)	61.6	11	+1.5
Access to Water & Sanitation (WHO & UNICEF)	54.0	16	+4.7
Control of Communicable Diseases (UNAIDS/WHO)	80.1	23	+12.9
Control of Non-Communicable Diseases (IHME)	66.5	30	-0.1
Control of Child & Maternal Mortality (ICGME/MMEIG)	77.8	18	+8.4
Compliance with International Health Regulations (IHR) (WHO)	73.4	12	+16.8
EDUCATION	62.2	10	+4.9
Equality in Education (V-DEM/WB)	53.5	20	+6.9
Education Enrolment (UNESCO)	51.5	8	+5.4
Education Completion (UNDP/WB)	69.3	15	+6.0
Human Resources in Education (UNESCO)	67.4	29	+9.2
Education Quality (BS/WB/WEF)	69.6	6	-2.6
SOCIAL PROTECTION	56.9	9	-4.0
Social Safety Nets (BS/GI)	38.1	15	-7.1
Poverty Reduction Policies (AfDB/BS/WB)	69.7	4	-9.4
Socioeconomic Inequality Mitigation (AfDB/WB/WID.World)	46.0	30	-12.1
Access to Housing (CAHF/UN-Habitat)	41.1	15	+8.3
Absence of Undernourishment (FAO)	89.8	9	+0.5
SUSTAINABLE ENVIRONMENT	54.7	31	+1.3
Promotion of Environmental Sustainability (AfDB/BS/WB)	59.5	15	-6.4
Enforcement of Environmental Policies (WEF/WJP)	54.8	12	+7.2
Air Quality (HEI & IHME)	71.6	20	+10.4
Sustainable Management of Land & Forests (FAO/WB/WRI)	47.5	46	-5.0
Land & Water Biodiversity (WB/Yale & Columbia)	39.9	34	0.0



OVERALL GOVERNANCE

2019 SCORE/100	2019 RANK/54	TREND 2010-2019
42.5	39 th	+1.3

TREND CLASSIFICATION KEY

- Increasing Improvement
- Slowing Improvement
- Bouncing Back
- Warning Signs
- Slowing Deterioration
- Increasing Deterioration
- No Change
- Not Classified



SECURITY & RULE OF LAW

SCORE/100 2019 RANK/54 2019 TREND 2010-2019

SECURITY & RULE OF LAW	43.4	38	-1.7
SECURITY & SAFETY	81.3	30	-0.4
Absence of Armed Conflict (ACLED/UCDP)	99.0	28	+0.9
Absence of Violence against Civilians (ACLED/PTS)	81.2	32	-4.2
Absence of Forced Migration (IDMC/UNHCR)	96.1	36	-1.7
Absence of Human Trafficking & Forced Labour (USDS/V-DEM)	47.3	38	+2.3
Absence of Criminality (WHO)	82.7	29	+0.4
RULE OF LAW & JUSTICE	30.0	41	-5.5
Executive Compliance with the Rule of Law (V-DEM/WJP)	36.2	41	-0.8
Impartiality of the Judicial System (GI/V-DEM)	10.6	44	-32.6
Judicial Processes (V-DEM/WJP)	29.3	40	-2.4
Equality before the Law (FH/WJP)	47.7	28	+5.6
Law Enforcement (GI/WEF/WJP)	20.5	45	-1.3
Property Rights (BS/V-DEM/WJP)	35.7	41	-1.6
ACCOUNTABILITY & TRANSPARENCY	35.5	30	-1.6
Institutional Checks & Balances (BS/V-DEM/WJP)	30.4	37	+1.8
Civic Checks & Balances (BS/V-DEM/WJP)	60.3	20	-2.6
Absence of Undue Influence on Government (BS/FH)	45.8	25	+5.5
Disclosure of Financial & Judicial Information (GI/IBP/WJP)	15.2	41	-0.6
Accessibility of Information (GI/WJP)	25.9	28	-12.2
ANTI-CORRUPTION	26.7	41	+0.8
Anti-Corruption Mechanisms (BS/GI)	19.0	43	-3.6
Absence of Corruption in State Institutions (V-DEM/WJP)	22.1	45	+3.3
Absence of Corruption in the Public Sector (V-DEM/WEF/WJP)	30.3	39	+6.9
Public Procurement Procedures (GI)	25.0	26	-25.0
Absence of Corruption in the Private Sector (WB/WEF)	37.3	29	+22.6



FOUNDATIONS FOR ECONOMIC OPPORTUNITY

SCORE/100 2019 RANK/54 2019 TREND 2010-2019

FOUNDATIONS FOR ECONOMIC OPPORTUNITY	43.0	36	+6.0
PUBLIC ADMINISTRATION	46.4	34	+3.0
Civil Registration (GI)	62.5	20	0.0
Capacity of the Statistical System (GI/ODW/WB)	37.8	33	-0.9
Tax & Revenue Mobilisation (AfDB/ICTD&UNU-WIDER/WB)	43.2	29	+10.0
Budgetary & Financial Management (AfDB/WB)	58.0	22	+5.9
Professional Administration (AfDB/GI/WB)	30.5	31	0.0
BUSINESS ENVIRONMENT	53.2	26	+6.8
Regional Integration (AfDB)	68.8	10	-6.2
Trade Environment (WB)	50.9	31	+3.3
Business & Competition Regulation (AfDB/BS/WB/WEF)	66.1	13	+17.6
Access to Financial Services (WB)	18.2	31	+15.8
Labour Relations (GI/WEF)	62.2	19	+3.8
INFRASTRUCTURE	40.9	25	+19.0
Transport Network (WEF/UPU)	49.9	15	+25.6
Access to Energy (WB)	41.6	33	+17.4
Mobile Communications (ITU)	62.2	26	+24.0
Digital Access (ITU/WB)	9.8	35	+9.0
RURAL SECTOR	31.4	47	-5.1
Rural Land & Water Access (IFAD)	7.1	49	-10.8
Rural Market Access (IFAD)	25.0	42	0.0
Rural Sector Support (IFAD)	34.9	45	-9.5
Rural Businesses & Organisations (IFAD)	58.6	19	0.0



PARTICIPATION, RIGHTS & INCLUSION

SCORE/100 2019 RANK/54 2019 TREND 2010-2019

PARTICIPATION, RIGHTS & INCLUSION	38.3	36	-5.8
PARTICIPATION	31.7	36	-6.8
Freedom of Association & Assembly (FH/GI)	12.5	38	0.0
Political Pluralism (GI/V-DEM)	34.9	31	-7.6
Civil Society Space (GI/V-DEM)	46.8	28	-20.3
Democratic Elections (CDD/GI/V-DEM)	32.4	30	+0.4
RIGHTS	45.6	30	-7.5
Personal Liberties (FH/V-DEM/WJP)	44.4	23	-3.4
Freedom of Expression & Belief (FH/V-DEM/WJP)	71.5	22	-0.7
Media Freedom (GI/V-DEM/RSF)	59.3	25	-9.1
Digital Rights (DSP & V-DEM/GI)	52.5	31	-16.1
Protection against Discrimination (GI)	0.0	39	-8.3
INCLUSION & EQUALITY	37.3	36	-1.9
Equal Political Power (V-DEM)	20.1	51	-16.2
Equal Political Representation (FH/IPU/V-DEM)	34.2	42	-0.7
Equal Civil Liberties (V-DEM)	52.4	33	-4.6
Equal Socioeconomic Opportunity (GI/V-DEM)	33.9	37	+2.1
Equal Access to Public Services (V-DEM)	45.8	16	+9.7
GENDER	38.9	43	-6.6
Political Power & Representation of Women (GI/IPU/V-DEM)	38.3	40	-6.0
Equal Civil Liberties for Women (V-DEM)	67.4	37	-1.9
Socioeconomic Opportunity for Women (GI/V-DEM)	34.1	39	-2.6
Equal Access to Public Services for Women (V-DEM)	29.6	42	+15.0
Laws on Violence against Women (OECD)	25.0	20	-37.5



HUMAN DEVELOPMENT

SCORE/100 2019 RANK/54 2019 TREND 2010-2019

HUMAN DEVELOPMENT	45.2	42	+6.7
HEALTH	49.2	49	+11.4
Access to Healthcare (V-DEM/WHO)	19.3	48	+3.7
Access to Water & Sanitation (WHO & UNICEF)	37.0	35	+1.7
Control of Communicable Diseases (UNAIDS/WHO)	66.6	42	+6.2
Control of Non-Communicable Diseases (IHME)	62.9	35	-2.4
Control of Child & Maternal Mortality (IGCME/MMEIG)	50.2	48	+11.9
Compliance with International Health Regulations (IHR) (WHO)	59.1	27	+47.0
EDUCATION	37.4	44	+2.5
Equality in Education (V-DEM/WB)	26.1	49	-2.2
Education Enrolment (UNESCO)	23.7	37	+3.3
Education Completion (UNDP/WB)	38.1	41	+4.3
Human Resources in Education (UNESCO)	61.5	38	-6.3
Education Quality (BS/WB/WEF)	37.7	32	+13.8
SOCIAL PROTECTION	40.0	32	+4.1
Social Safety Nets (BS/GI)	29.8	28	+7.2
Poverty Reduction Policies (AfDB/BS/WB)	38.7	34	+1.6
Socioeconomic Inequality Mitigation (AfDB/WB/WID.World)	64.3	12	+11.5
Access to Housing (CAHF/UN-Habitat)	27.2	31	-3.9
Absence of Undernourishment (FAO)	.	.	-
SUSTAINABLE ENVIRONMENT	54.1	32	+8.9
Promotion of Environmental Sustainability (AfDB/BS/WB)	56.7	20	+20.6
Enforcement of Environmental Policies (WEF/WJP)	53.4	15	+14.7
Air Quality (HEI & IHME)	33.8	51	+13.5
Sustainable Management of Land & Forests (FAO/WB/WRI)	74.8	7	-4.2
Land & Water Biodiversity (WB/Yale & Columbia)	52.0	22	0.0

2020 IAG Scores, Ranks & Trends - Guinea-Bissau

110



OVERALL GOVERNANCE

2019 SCORE/100	2019 RANK/54	TREND 2010-2019
41.4	41 st	+2.8

TREND CLASSIFICATION KEY

Increasing Improvement	Slowing Improvement	Bouncing Back
Warning Signs	Slowing Deterioration	Increasing Deterioration
No Change	Not Classified	



SECURITY & RULE OF LAW

SCORE/100 2019 RANK/54 2019 TREND 2010-2019

SECURITY & RULE OF LAW	SCORE/100	RANK/54	TREND
SECURITY & SAFETY	87.3	12	+4.2
Absence of Armed Conflict (ACLED/UCDP)	100.0	1	0.0
Absence of Violence against Civilians (ACLED/PTS)	99.7	4	+9.5
Absence of Forced Migration (IDMC/UNHCR)	98.0	31	-0.6
Absence of Human Trafficking & Forced Labour (USDS/V-DEM)	56.9	22	+10.3
Absence of Criminality (WHO)	82.2	32	+2.2
RULE OF LAW & JUSTICE	44.3	28	-3.4
Executive Compliance with the Rule of Law (V-DEM/WJP)	47.3	33	-11.8
Impartiality of the Judicial System (GI/V-DEM)	46.4	21	+18.4
Judicial Processes (V-DEM/WJP)	27.0	43	-5.8
Equality before the Law (FH/WJP)	66.7	11	0.0
Law Enforcement (GI/WEF/WJP)	25.0	37	-25.0
Property Rights (BS/V-DEM/WJP)	53.2	30	+3.5
ACCOUNTABILITY & TRANSPARENCY	40.8	28	+20.8
Institutional Checks & Balances (BS/V-DEM/WJP)	47.4	23	+20.2
Civic Checks & Balances (BS/V-DEM/WJP)	85.9	2	+25.3
Absence of Undue Influence on Government (BS/FH)	45.8	25	+45.8
Disclosure of Financial & Judicial Information (GI/IBP/WJP)	25.0	30	+12.5
Accessibility of Information (GI/WJP)	0.0	46	0.0
ANTI-CORRUPTION	21.6	47	+10.2
Anti-Corruption Mechanisms (BS/GI)	26.2	34	+26.2
Absence of Corruption in State Institutions (V-DEM/WJP)	22.9	44	+0.4
Absence of Corruption in the Public Sector (V-DEM/WEF/WJP)	14.2	52	-0.1
Public Procurement Procedures (GI)	25.0	26	+25.0
Absence of Corruption in the Private Sector (WB/WEF)	20.0	44	0.0



FOUNDATIONS FOR ECONOMIC OPPORTUNITY

SCORE/100 2019 RANK/54 2019 TREND 2010-2019

FOUNDATIONS FOR ECONOMIC OPPORTUNITY	SCORE/100	RANK/54	TREND
FOUNDATIONS FOR ECONOMIC OPPORTUNITY	30.9	49	-0.8
PUBLIC ADMINISTRATION	30.2	47	-4.3
Civil Registration (GI)	50.0	32	+12.5
Capacity of the Statistical System (GI/ODW/WB)	30.6	44	+5.2
Tax & Revenue Mobilisation (AfDB/ICTD&UNU-WIDER/WB)	25.4	43	-10.6
Budgetary & Financial Management (AfDB/WB)	29.0	39	-21.8
Professional Administration (AfDB/GI/WB)	16.1	49	-6.7
BUSINESS ENVIRONMENT	52.5	27	-4.7
Regional Integration (AfDB)	43.8	28	+6.3
Trade Environment (WB)	47.7	35	+2.6
Business & Competition Regulation (AfDB/BS/WB/WEF)	43.6	39	-2.8
Access to Financial Services (WB)	.	.	-
Labour Relations (GI/WEF)	75.0	2	-25.0
INFRASTRUCTURE	19.4	50	+12.7
Transport Network (WEF/UPU)	.	.	-
Access to Energy (WB)	25.6	44	+23.6
Mobile Communications (ITU)	30.1	52	+13.2
Digital Access (ITU/WB)	2.4	49	+1.3
RURAL SECTOR	21.5	48	-6.9
Rural Land & Water Access (IFAD)	11.0	48	-25.0
Rural Market Access (IFAD)	25.0	42	0.0
Rural Sector Support (IFAD)	25.8	48	-2.4
Rural Businesses & Organisations (IFAD)	24.3	48	0.0



PARTICIPATION, RIGHTS & INCLUSION

SCORE/100 2019 RANK/54 2019 TREND 2010-2019

PARTICIPATION, RIGHTS & INCLUSION	SCORE/100	RANK/54	TREND
PARTICIPATION, RIGHTS & INCLUSION	47.5	24	+5.1
PARTICIPATION	57.7	15	+13.0
Freedom of Association & Assembly (FH/GI)	50.0	13	+12.5
Political Pluralism (GI/V-DEM)	43.6	23	+7.1
Civil Society Space (GI/V-DEM)	75.2	15	+3.5
Democratic Elections (CDD/GI/V-DEM)	62.0	16	+28.8
RIGHTS	50.3	23	+2.1
Personal Liberties (FH/V-DEM/WJP)	42.6	26	+2.7
Freedom of Expression & Belief (FH/V-DEM/WJP)	75.5	17	+0.5
Media Freedom (GI/V-DEM/RSF)	60.0	21	+0.8
Digital Rights (DSP & V-DEM/GI)	73.6	15	+14.8
Protection against Discrimination (GI)	0.0	39	-8.3
INCLUSION & EQUALITY	37.7	35	+2.8
Equal Political Power (V-DEM)	29.7	44	+0.8
Equal Political Representation (FH/IPU/V-DEM)	41.5	30	-0.5
Equal Civil Liberties (V-DEM)	61.1	23	+5.8
Equal Socioeconomic Opportunity (GI/V-DEM)	39.3	31	+7.9
Equal Access to Public Services (V-DEM)	16.9	46	0.0
GENDER	44.2	36	+2.6
Political Power & Representation of Women (GI/IPU/V-DEM)	43.8	36	+15.4
Equal Civil Liberties for Women (V-DEM)	74.8	30	+3.4
Socioeconomic Opportunity for Women (GI/V-DEM)	57.8	18	+19.1
Equal Access to Public Services for Women (V-DEM)	19.6	48	0.0
Laws on Violence against Women (OECD)	25.0	20	-25.0



HUMAN DEVELOPMENT

SCORE/100 2019 RANK/54 2019 TREND 2010-2019

HUMAN DEVELOPMENT	SCORE/100	RANK/54	TREND
HUMAN DEVELOPMENT	38.7	48	-1.2
HEALTH	43.8	50	+4.4
Access to Healthcare (V-DEM/WHO)	8.5	53	-22.6
Access to Water & Sanitation (WHO & UNICEF)	34.2	39	+4.7
Control of Communicable Diseases (UNAIDS/WHO)	64.0	44	+8.4
Control of Non-Communicable Diseases (IHME)	50.1	46	+3.6
Control of Child & Maternal Mortality (ICGME/MMEIG)	53.2	45	+15.0
Compliance with International Health Regulations (IHR) (WHO)	53.0	33	+17.6
EDUCATION	32.1	47	-6.7
Equality in Education (V-DEM/WB)	11.3	53	-27.0
Education Enrolment (UNESCO)	.	.	-
Education Completion (UNDP/WB)	51.8	28	+6.5
Human Resources in Education (UNESCO)	.	.	-
Education Quality (BS/WB/WEF)	33.3	35	-
SOCIAL PROTECTION	23.0	51	-4.8
Social Safety Nets (BS/GI)	33.9	20	+8.9
Poverty Reduction Policies (AfDB/BS/WB)	25.0	48	-19.5
Socioeconomic Inequality Mitigation (AfDB/WB/WID.World)	18.4	49	-15.2
Access to Housing (CAHF/UN-Habitat)	14.6	46	+6.4
Absence of Undernourishment (FAO)	.	.	-
SUSTAINABLE ENVIRONMENT	55.8	29	+2.2
Promotion of Environmental Sustainability (AfDB/BS/WB)	43.3	37	-13.0
Enforcement of Environmental Policies (WEF/WJP)	.	.	-
Air Quality (HEI & IHME)	41.7	47	+16.0
Sustainable Management of Land & Forests (FAO/WB/WRI)	52.2	38	-1.6
Land & Water Biodiversity (WB/Yale & Columbia)	86.0	9	+7.6



OVERALL GOVERNANCE

2019 SCORE/100	2019 RANK/54	TREND 2010-2019
58.5	14 th	+3.7

TREND CLASSIFICATION KEY

- Increasing Improvement
- Slowing Improvement
- Bouncing Back
- Warning Signs
- Slowing Deterioration
- Increasing Deterioration
- No Change
- Not Classified



SECURITY & RULE OF LAW

SCORE/100 2019 RANK/54 2019 TREND 2010-2019

SECURITY & RULE OF LAW	56.3	18	-2.3
SECURITY & SAFETY	81.8	27	-1.8
Absence of Armed Conflict (ACLED/UCDP)	88.5	38	-3.0
Absence of Violence against Civilians (ACLED/PTS)	62.3	41	-13.3
Absence of Forced Migration (IDMC/UNHCR)	99.1	25	+0.7
Absence of Human Trafficking & Forced Labour (USDS/V-DEM)	68.2	7	+7.2
Absence of Criminality (WHO)	90.6	12	-0.7
RULE OF LAW & JUSTICE	51.2	19	-0.5
Executive Compliance with the Rule of Law (V-DEM/WJP)	57.1	25	-4.9
Impartiality of the Judicial System (GI/V-DEM)	73.7	6	-19.4
Judicial Processes (V-DEM/WJP)	37.1	34	+2.1
Equality before the Law (FH/WJP)	34.3	33	-11.1
Law Enforcement (GI/WEF/WJP)	48.4	16	+24.3
Property Rights (BS/V-DEM/WJP)	56.6	25	+6.2
ACCOUNTABILITY & TRANSPARENCY	51.6	15	-10.3
Institutional Checks & Balances (BS/V-DEM/WJP)	64.0	11	-1.6
Civic Checks & Balances (BS/V-DEM/WJP)	69.5	11	+2.8
Absence of Undue Influence on Government (BS/FH)	36.1	28	-16.7
Disclosure of Financial & Judicial Information (GI/IBP/WJP)	47.8	8	-16.7
Accessibility of Information (GI/WJP)	40.5	13	-19.2
ANTI-CORRUPTION	40.5	24	+3.2
Anti-Corruption Mechanisms (BS/GI)	47.6	15	-16.7
Absence of Corruption in State Institutions (V-DEM/WJP)	41.0	29	+3.6
Absence of Corruption in the Public Sector (V-DEM/WEF/WJP)	41.1	24	+13.0
Public Procurement Procedures (GI)	37.5	17	0.0
Absence of Corruption in the Private Sector (WB/WEF)	35.5	30	+16.2



FOUNDATIONS FOR ECONOMIC OPPORTUNITY

SCORE/100 2019 RANK/54 2019 TREND 2010-2019

FOUNDATIONS FOR ECONOMIC OPPORTUNITY	66.7	5	+9.8
PUBLIC ADMINISTRATION	60.2	9	-2.8
Civil Registration (GI)	50.0	32	-12.5
Capacity of the Statistical System (GI/ODW/WB)	54.6	18	-6.5
Tax & Revenue Mobilisation (AfDB/ICTD&UNU-WIDER/WB)	59.1	7	-0.7
Budgetary & Financial Management (AfDB/WB)	72.5	8	+7.4
Professional Administration (AfDB/GI/WB)	64.8	4	-1.7
BUSINESS ENVIRONMENT	74.3	2	+8.4
Regional Integration (AfDB)	81.3	7	0.0
Trade Environment (WB)	65.9	11	+10.1
Business & Competition Regulation (AfDB/BS/WB/WEF)	72.3	3	+1.8
Access to Financial Services (WB)	80.8	3	+14.2
Labour Relations (GI/WEF)	71.3	8	+16.0
INFRASTRUCTURE	69.7	8	+35.9
Transport Network (WEF/UPU)	68.5	4	+9.1
Access to Energy (WB)	73.9	13	+58.2
Mobile Communications (ITU)	77.3	8	+22.2
Digital Access (ITU/WB)	58.9	9	+54.1
RURAL SECTOR	62.6	11	-2.3
Rural Land & Water Access (IFAD)	66.5	14	0.0
Rural Market Access (IFAD)	50.0	15	-8.3
Rural Sector Support (IFAD)	69.2	6	-0.9
Rural Businesses & Organisations (IFAD)	64.6	7	0.0



PARTICIPATION, RIGHTS & INCLUSION

SCORE/100 2019 RANK/54 2019 TREND 2010-2019

PARTICIPATION, RIGHTS & INCLUSION	51.6	19	-0.6
PARTICIPATION	40.9	26	-8.7
Freedom of Association & Assembly (FH/GI)	37.5	17	-25.0
Political Pluralism (GI/V-DEM)	56.0	9	+0.7
Civil Society Space (GI/V-DEM)	41.8	33	-9.4
Democratic Elections (CDD/GI/V-DEM)	28.4	38	-1.2
RIGHTS	54.3	19	-5.7
Personal Liberties (FH/V-DEM/WJP)	38.8	30	-3.7
Freedom of Expression & Belief (FH/V-DEM/WJP)	67.7	25	-16.7
Media Freedom (GI/V-DEM/RSF)	56.7	29	-23.5
Digital Rights (DSP & V-DEM/GI)	72.0	16	-12.3
Protection against Discrimination (GI)	36.1	6	+27.8
INCLUSION & EQUALITY	49.7	22	+0.6
Equal Political Power (V-DEM)	43.7	28	-10.4
Equal Political Representation (FH/IPU/V-DEM)	47.6	23	-2.1
Equal Civil Liberties (V-DEM)	46.9	38	-2.7
Equal Socioeconomic Opportunity (GI/V-DEM)	72.7	10	+24.0
Equal Access to Public Services (V-DEM)	37.5	30	-5.9
GENDER	61.6	11	+11.4
Political Power & Representation of Women (GI/IPU/V-DEM)	53.4	23	+11.4
Equal Civil Liberties for Women (V-DEM)	81.9	22	-2.8
Socioeconomic Opportunity for Women (GI/V-DEM)	63.5	12	+32.9
Equal Access to Public Services for Women (V-DEM)	59.2	16	+7.3
Laws on Violence against Women (OECD)	50.0	3	+8.3



HUMAN DEVELOPMENT

SCORE/100 2019 RANK/54 2019 TREND 2010-2019

HUMAN DEVELOPMENT	59.4	14	+8.1
HEALTH	66.2	15	+7.9
Access to Healthcare (V-DEM/WHO)	59.6	14	+4.7
Access to Water & Sanitation (WHO & UNICEF)	40.2	30	+2.6
Control of Communicable Diseases (UNAIDS/WHO)	84.7	18	+33.5
Control of Non-Communicable Diseases (IHME)	76.6	11	+1.3
Control of Child & Maternal Mortality (IGCME/MMEIG)	78.8	16	+8.5
Compliance with International Health Regulations (IHR) (WHO)	57.3	29	-3.3
EDUCATION	62.3	9	+6.2
Equality in Education (V-DEM/WB)	54.6	19	-6.0
Education Enrolment (UNESCO)	38.7	18	+2.6
Education Completion (UNDP/WB)	71.0	13	+3.7
Human Resources in Education (UNESCO)	74.8	23	+36.1
Education Quality (BS/WB/WEF)	72.4	4	-5.5
SOCIAL PROTECTION	51.6	14	+8.7
Social Safety Nets (BS/GI)	45.2	12	+18.4
Poverty Reduction Policies (AfDB/BS/WB)	67.6	5	+10.4
Socioeconomic Inequality Mitigation (AfDB/WB/WID.World)	64.1	13	+5.6
Access to Housing (CAHF/UN-Habitat)	33.4	21	+5.0
Absence of Undernourishment (FAO)	47.7	27	+4.1
SUSTAINABLE ENVIRONMENT	57.4	24	+9.5
Promotion of Environmental Sustainability (AfDB/BS/WB)	56.0	22	0.0
Enforcement of Environmental Policies (WEF/WJP)	53.8	14	+14.5
Air Quality (HEI & IHME)	72.8	18	+10.7
Sustainable Management of Land & Forests (FAO/WB/WRI)	66.1	16	+21.6
Land & Water Biodiversity (WB/Yale & Columbia)	38.2	37	+0.3

2020 IAG Scores, Ranks & Trends - Lesotho

112



OVERALL GOVERNANCE

2019 SCORE/100	2019 RANK/54	TREND 2010-2019
52.3	20 th	-0.5

TREND CLASSIFICATION KEY

- Increasing Improvement
- Warning Signs
- No Change
- Slowing Improvement
- Slowing Deterioration
- Not Classified
- Bouncing Back
- Increasing Deterioration



SECURITY & RULE OF LAW

	SCORE/100 2019	RANK/54 2019	TREND 2010-2019
SECURITY & RULE OF LAW	53.9	23	-4.1
SECURITY & SAFETY	70.6	40	-4.5
Absence of Armed Conflict (ACLED/UCDP)	99.8	16	-0.2
Absence of Violence against Civilians (ACLED/PTS)	93.5	9	-0.1
Absence of Forced Migration (IDMC/UNHCR)	100.0	1	0.0
Absence of Human Trafficking & Forced Labour (USDS/V-DEM)	59.6	19	-0.9
Absence of Criminality (WHO)	0.0	54	-21.5
RULE OF LAW & JUSTICE	62.1	13	+1.4
Executive Compliance with the Rule of Law (V-DEM/WJP)	74.5	13	+3.8
Impartiality of the Judicial System (GI/V-DEM)	40.7	25	-4.3
Judicial Processes (V-DEM/WJP)	69.6	8	-14.5
Equality before the Law (FH/WJP)	66.7	11	0.0
Law Enforcement (GI/WEF/WJP)	49.0	15	+29.1
Property Rights (BS/V-DEM/WJP)	72.3	12	-5.8
ACCOUNTABILITY & TRANSPARENCY	39.3	29	-2.9
Institutional Checks & Balances (BS/V-DEM/WJP)	60.0	15	+7.8
Civic Checks & Balances (BS/V-DEM/WJP)	49.1	31	-2.8
Absence of Undue Influence on Government (BS/FH)	41.7	27	-23.6
Disclosure of Financial & Judicial Information (GI/IBP/WJP)	27.9	26	-5.4
Accessibility of Information (GI/WJP)	18.1	36	+9.8
ANTI-CORRUPTION	43.4	21	-10.4
Anti-Corruption Mechanisms (BS/GI)	31.0	29	-29.7
Absence of Corruption in State Institutions (V-DEM/WJP)	65.1	10	+9.6
Absence of Corruption in the Public Sector (V-DEM/WEF/WJP)	57.2	14	+13.0
Public Procurement Procedures (GI)	12.5	37	-37.5
Absence of Corruption in the Private Sector (WB/WEF)	51.4	14	-7.1



FOUNDATIONS FOR ECONOMIC OPPORTUNITY

	SCORE/100 2019	RANK/54 2019	TREND 2010-2019
FOUNDATIONS FOR ECONOMIC OPPORTUNITY	49.0	25	+3.8
PUBLIC ADMINISTRATION	59.5	13	-10.0
Civil Registration (GI)	87.5	4	0.0
Capacity of the Statistical System (GI/ODW/WB)	55.9	15	+2.1
Tax & Revenue Mobilisation (AfDB/ICTD&UNU-WIDER/WB)	72.1	2	-7.7
Budgetary & Financial Management (AfDB/WB)	52.3	28	-18.7
Professional Administration (AfDB/GI/WB)	29.7	32	-25.8
BUSINESS ENVIRONMENT	54.4	23	+3.6
Regional Integration (AfDB)	68.8	10	0.0
Trade Environment (WB)	72.7	7	+7.9
Business & Competition Regulation (AfDB/BS/WB/WEF)	52.5	31	+4.8
Access to Financial Services (WB)	36.1	17	+16.8
Labour Relations (GI/WEF)	42.0	35	-11.5
INFRASTRUCTURE	36.3	36	+18.8
Transport Network (WEF/UPU)	12.5	47	-5.9
Access to Energy (WB)	44.7	30	+31.2
Mobile Communications (ITU)	68.6	17	+33.2
Digital Access (ITU/WB)	19.3	22	+16.7
RURAL SECTOR	45.9	35	+3.1
Rural Land & Water Access (IFAD)	39.8	40	+7.4
Rural Market Access (IFAD)	33.3	34	0.0
Rural Sector Support (IFAD)	59.0	19	+2.4
Rural Businesses & Organisations (IFAD)	51.4	28	+2.5



PARTICIPATION, RIGHTS & INCLUSION

	SCORE/100 2019	RANK/54 2019	TREND 2010-2019
PARTICIPATION, RIGHTS & INCLUSION	55.9	15	-4.3
PARTICIPATION	62.9	12	+2.5
Freedom of Association & Assembly (FH/GI)	62.5	11	+12.5
Political Pluralism (GI/V-DEM)	46.1	19	-18.4
Civil Society Space (GI/V-DEM)	74.1	16	-7.0
Democratic Elections (CDD/GI/V-DEM)	69.0	8	+23.0
RIGHTS	54.7	17	-11.6
Personal Liberties (FH/V-DEM/WJP)	62.7	12	-5.3
Freedom of Expression & Belief (FH/V-DEM/WJP)	86.6	8	-7.4
Media Freedom (GI/V-DEM/RSF)	59.5	22	-4.6
Digital Rights (DSP & V-DEM/GI)	64.8	20	-21.3
Protection against Discrimination (GI)	0.0	39	-19.4
INCLUSION & EQUALITY	57.8	13	-2.4
Equal Political Power (V-DEM)	54.7	18	-14.8
Equal Political Representation (FH/IPU/V-DEM)	74.7	5	+11.6
Equal Civil Liberties (V-DEM)	60.9	24	-7.8
Equal Socioeconomic Opportunity (GI/V-DEM)	59.0	18	+0.1
Equal Access to Public Services (V-DEM)	39.8	25	-0.8
GENDER	48.1	30	-5.9
Political Power & Representation of Women (GI/IPU/V-DEM)	49.7	29	-19.3
Equal Civil Liberties for Women (V-DEM)	72.2	34	-6.0
Socioeconomic Opportunity for Women (GI/V-DEM)	64.0	10	+11.7
Equal Access to Public Services for Women (V-DEM)	29.7	40	+0.8
Laws on Violence against Women (OECD)	25.0	20	-16.7



HUMAN DEVELOPMENT

	SCORE/100 2019	RANK/54 2019	TREND 2010-2019
HUMAN DEVELOPMENT	50.4	29	+2.4
HEALTH	58.4	29	+8.5
Access to Healthcare (V-DEM/WHO)	78.5	3	+3.3
Access to Water & Sanitation (WHO & UNICEF)	35.2	37	+4.3
Control of Communicable Diseases (UNAIDS/WHO)	74.9	34	+13.4
Control of Non-Communicable Diseases (IHME)	42.4	52	+1.8
Control of Child & Maternal Mortality (ICGME/MMEIG)	57.9	42	+8.2
Compliance with International Health Regulations (IHR) (WHO)	61.7	26	+20.3
EDUCATION	61.2	11	+0.1
Equality in Education (V-DEM/WB)	83.0	1	-1.1
Education Enrolment (UNESCO)	40.9	14	+0.1
Education Completion (UNDP/WB)	60.9	22	-2.2
Human Resources in Education (UNESCO)	77.9	19	+14.2
Education Quality (BS/WB/WEF)	43.5	27	-10.4
SOCIAL PROTECTION	36.3	35	-10.9
Social Safety Nets (BS/GI)	31.0	25	-4.1
Poverty Reduction Policies (AfDB/BS/WB)	50.2	20	+0.4
Socioeconomic Inequality Mitigation (AfDB/WB/WID.World)	33.1	40	+2.0
Access to Housing (CAHF/UN-Habitat)	43.9	12	+0.4
Absence of Undernourishment (FAO)	23.2	32	-53.3
SUSTAINABLE ENVIRONMENT	45.5	41	+11.8
Promotion of Environmental Sustainability (AfDB/BS/WB)	43.3	37	-6.3
Enforcement of Environmental Policies (WEF/WJP)	85.1	1	+55.1
Air Quality (HEI & IHME)	48.6	43	+12.0
Sustainable Management of Land & Forests (FAO/WB/WRI)	49.2	44	-1.5
Land & Water Biodiversity (WB/Yale & Columbia)	1.4	53	0.0



OVERALL GOVERNANCE

2019 SCORE/100	2019 RANK/54	TREND 2010-2019
47.9	27 th	+1.2

TREND CLASSIFICATION KEY

- Increasing Improvement
- Slowing Improvement
- Bouncing Back
- Warning Signs
- Slowing Deterioration
- Increasing Deterioration
- No Change
- Not Classified



SECURITY & RULE OF LAW

SCORE/100 RANK/54 TREND
2019 2019 2010-2019

SECURITY & RULE OF LAW	54.9	22	+2.0
SECURITY & SAFETY	86.7	13	+1.8
Absence of Armed Conflict (ACLED/UCDP)	100.0	1	+0.4
Absence of Violence against Civilians (ACLED/PTS)	92.6	12	+2.1
Absence of Forced Migration (IDMC/UNHCR)	97.7	33	+15.9
Absence of Human Trafficking & Forced Labour (USDS/V-DEM)	62.5	16	-11.9
Absence of Criminality (WHO)	80.9	36	+2.7
RULE OF LAW & JUSTICE	46.5	26	+0.8
Executive Compliance with the Rule of Law (V-DEM/WJP)	63.4	20	-13.9
Impartiality of the Judicial System (GI/V-DEM)	39.9	26	+1.4
Judicial Processes (V-DEM/WJP)	38.9	32	-0.5
Equality before the Law (FH/WJP)	49.8	27	+5.1
Law Enforcement (GI/WEF/WJP)	22.7	41	+4.0
Property Rights (BS/V-DEM/WJP)	64.1	18	+8.5
ACCOUNTABILITY & TRANSPARENCY	56.0	11	+5.4
Institutional Checks & Balances (BS/V-DEM/WJP)	55.6	18	-7.2
Civic Checks & Balances (BS/V-DEM/WJP)	74.3	8	+11.8
Absence of Undue Influence on Government (BS/FH)	70.8	10	+18.0
Disclosure of Financial & Judicial Information (GI/IBP/WJP)	41.6	14	+0.7
Accessibility of Information (GI/WJP)	37.5	17	+3.3
ANTI-CORRUPTION	30.2	35	-0.1
Anti-Corruption Mechanisms (BS/GI)	47.6	15	+7.1
Absence of Corruption in State Institutions (V-DEM/WJP)	26.8	41	-2.9
Absence of Corruption in the Public Sector (V-DEM/WEF/WJP)	36.2	33	-7.9
Public Procurement Procedures (GI)	12.5	37	+12.5
Absence of Corruption in the Private Sector (WB/WEF)	28.2	37	-8.9



FOUNDATIONS FOR ECONOMIC OPPORTUNITY

SCORE/100 RANK/54 TREND
2019 2019 2010-2019

FOUNDATIONS FOR ECONOMIC OPPORTUNITY	37.4	41	+3.2
PUBLIC ADMINISTRATION	46.5	33	+7.0
Civil Registration (GI)	62.5	20	+37.5
Capacity of the Statistical System (GI/ODW/WB)	43.6	27	+10.5
Tax & Revenue Mobilisation (AfDB/ICTD&UNU-WIDER/WB)	40.2	34	-3.7
Budgetary & Financial Management (AfDB/WB)	60.9	19	+4.2
Professional Administration (AfDB/GI/WB)	25.4	36	-13.4
BUSINESS ENVIRONMENT	43.9	36	-0.7
Regional Integration (AfDB)	56.3	22	+18.8
Trade Environment (WB)	23.7	53	-12.8
Business & Competition Regulation (AfDB/BS/WB/WEF)	50.8	34	-8.8
Access to Financial Services (WB)	22.8	28	+3.2
Labour Relations (GI/WEF)	65.8	14	-3.7
INFRASTRUCTURE	26.8	43	+4.8
Transport Network (WEF/UPU)	18.8	43	-19.8
Access to Energy (WB)	22.8	47	+21.7
Mobile Communications (ITU)	63.3	25	+15.6
Digital Access (ITU/WB)	2.4	49	+1.8
RURAL SECTOR	32.2	46	+1.5
Rural Land & Water Access (IFAD)	28.3	47	-1.3
Rural Market Access (IFAD)	25.0	42	+0.7
Rural Sector Support (IFAD)	42.9	38	+7.0
Rural Businesses & Organisations (IFAD)	32.6	44	-0.4



PARTICIPATION, RIGHTS & INCLUSION

SCORE/100 RANK/54 TREND
2019 2019 2010-2019

PARTICIPATION, RIGHTS & INCLUSION	54.9	16	-3.5
PARTICIPATION	65.9	10	-3.7
Freedom of Association & Assembly (FH/GI)	75.0	7	-12.5
Political Pluralism (GI/V-DEM)	30.1	38	+0.1
Civil Society Space (GI/V-DEM)	95.3	1	-2.0
Democratic Elections (CDD/GI/V-DEM)	63.4	15	-0.2
RIGHTS	54.7	17	-7.7
Personal Liberties (FH/V-DEM/WJP)	67.2	9	-6.1
Freedom of Expression & Belief (FH/V-DEM/WJP)	76.2	16	-1.7
Media Freedom (GI/V-DEM/RSF)	69.6	12	-9.0
Digital Rights (DSP & V-DEM/GI)	60.7	23	-21.6
Protection against Discrimination (GI)	0.0	39	0.0
INCLUSION & EQUALITY	46.1	27	+1.0
Equal Political Power (V-DEM)	55.0	16	+2.6
Equal Political Representation (FH/IPU/V-DEM)	74.5	6	+5.8
Equal Civil Liberties (V-DEM)	53.8	32	-7.2
Equal Socioeconomic Opportunity (GI/V-DEM)	37.6	35	+3.4
Equal Access to Public Services (V-DEM)	9.4	52	0.0
GENDER	52.7	25	-3.8
Political Power & Representation of Women (GI/IPU/V-DEM)	62.1	11	-5.1
Equal Civil Liberties for Women (V-DEM)	91.1	4	+0.1
Socioeconomic Opportunity for Women (GI/V-DEM)	39.5	34	-13.7
Equal Access to Public Services for Women (V-DEM)	45.8	26	0.0
Laws on Violence against Women (OECD)	25.0	20	0.0



HUMAN DEVELOPMENT

SCORE/100 RANK/54 TREND
2019 2019 2010-2019

HUMAN DEVELOPMENT	44.3	43	+2.8
HEALTH	55.9	35	+12.4
Access to Healthcare (V-DEM/WHO)	30.3	44	+3.4
Access to Water & Sanitation (WHO & UNICEF)	29.7	43	+3.4
Control of Communicable Diseases (UNAIDS/WHO)	70.4	41	+20.9
Control of Non-Communicable Diseases (IHME)	72.9	17	-1.3
Control of Child & Maternal Mortality (IGCME/MMEIG)	56.9	43	+10.3
Compliance with International Health Regulations (IHR) (WHO)	75.4	8	+38.0
EDUCATION	48.3	30	-2.2
Equality in Education (V-DEM/WB)	44.7	34	+4.0
Education Enrolment (UNESCO)	38.9	17	-12.2
Education Completion (UNDP/WB)	41.3	38	-3.3
Human Resources in Education (UNESCO)	75.7	20	+11.2
Education Quality (BS/WB/WEF)	40.8	29	-10.9
SOCIAL PROTECTION	30.3	42	-0.8
Social Safety Nets (BS/GI)	26.8	32	+12.5
Poverty Reduction Policies (AfDB/BS/WB)	36.4	38	+4.4
Socioeconomic Inequality Mitigation (AfDB/WB/WID.World)	62.7	17	-3.5
Access to Housing (CAHF/UN-Habitat)	14.7	45	-4.1
Absence of Undernourishment (FAO)	10.7	35	-13.5
SUSTAINABLE ENVIRONMENT	42.9	48	+1.9
Promotion of Environmental Sustainability (AfDB/BS/WB)	56.7	20	+13.4
Enforcement of Environmental Policies (WEF/WJP)	38.2	34	-9.5
Air Quality (HEI & IHME)	59.1	35	+8.4
Sustainable Management of Land & Forests (FAO/WB/WRI)	49.4	43	-2.7
Land & Water Biodiversity (WB/Yale & Columbia)	11.1	49	0.0

2020 IAG Scores, Ranks & Trends - Libya

114



OVERALL GOVERNANCE

2019 SCORE/100	2019 RANK/54	TREND 2010-2019
35.2	46 th	-5.5

TREND CLASSIFICATION KEY

- Increasing Improvement
- Warning Signs
- No Change
- Slowing Improvement
- Slowing Deterioration
- Not Classified
- Bouncing Back
- Increasing Deterioration



SECURITY & RULE OF LAW

SCORE/100 2019 RANK/54 2019 TREND 2010-2019

SECURITY & RULE OF LAW	SCORE/100	RANK/54	TREND
SECURITY & SAFETY	52.4	50	-29.1
Absence of Armed Conflict (ACLED/UCDP)	33.8	51	-66.2
Absence of Violence against Civilians (ACLED/PTS)	37.0	45	-49.5
Absence of Forced Migration (IDMC/UNHCR)	82.0	46	-11.8
Absence of Human Trafficking & Forced Labour (USDS/V-DEM)	11.6	52	-19.1
Absence of Criminality (WHO)	97.9	3	+1.6
RULE OF LAW & JUSTICE	20.8	48	+3.5
Executive Compliance with the Rule of Law (V-DEM/WJP)	36.2	41	+15.8
Impartiality of the Judicial System (GI/V-DEM)	38.3	29	+36.7
Judicial Processes (V-DEM/WJP)	21.1	49	-0.6
Equality before the Law (FH/WJP)	0.0	46	0.0
Law Enforcement (GI/WEF/WJP)	0.4	46	-18.9
Property Rights (BS/V-DEM/WJP)	28.9	46	-12.2
ACCOUNTABILITY & TRANSPARENCY	18.4	46	+2.1
Institutional Checks & Balances (BS/V-DEM/WJP)	46.4	25	+20.8
Civic Checks & Balances (BS/V-DEM/WJP)	32.9	43	+18.6
Absence of Undue Influence on Government (BS/FH)	0.0	50	-12.5
Disclosure of Financial & Judicial Information (GI/IBP/WJP)	12.5	42	-12.5
Accessibility of Information (GI/WJP)	0.0	46	-4.2
ANTI-CORRUPTION	15.8	50	+2.2
Anti-Corruption Mechanisms (BS/GI)	13.1	45	+3.6
Absence of Corruption in State Institutions (V-DEM/WJP)	34.0	36	+7.2
Absence of Corruption in the Public Sector (V-DEM/WEF/WJP)	19.7	48	-0.9
Public Procurement Procedures (GI)	0.0	48	0.0
Absence of Corruption in the Private Sector (WB/WEF)	12.3	51	+1.0



FOUNDATIONS FOR ECONOMIC OPPORTUNITY

SCORE/100 2019 RANK/54 2019 TREND 2010-2019

FOUNDATIONS FOR ECONOMIC OPPORTUNITY	SCORE/100	RANK/54	TREND
FOUNDATIONS FOR ECONOMIC OPPORTUNITY	33.9	46	-4.4
PUBLIC ADMINISTRATION	20.7	51	-11.5
Civil Registration (GI)	62.5	20	-12.5
Capacity of the Statistical System (GI/ODW/WB)	19.7	50	-27.2
Tax & Revenue Mobilisation (AfDB/ICTD&UNU-WIDER/WB)	0.6	54	-6.1
Budgetary & Financial Management (AfDB/WB)	.	.	-
Professional Administration (AfDB/GI/WB)	0.0	53	0.0
BUSINESS ENVIRONMENT	34.8	45	-6.6
Regional Integration (AfDB)	.	.	-
Trade Environment (WB)	49.3	33	-4.1
Business & Competition Regulation (AfDB/BS/WB/WEF)	26.7	47	-6.3
Access to Financial Services (WB)	.	.	-
Labour Relations (GI/WEF)	28.4	44	-9.3
INFRASTRUCTURE	46.2	19	+4.8
Transport Network (WEF/UPU)	14.3	46	-17.8
Access to Energy (WB)	65.6	16	-15.0
Mobile Communications (ITU)	61.5	28	+17.3
Digital Access (ITU/WB)	43.6	11	+34.8
RURAL SECTOR	.	.	-
Rural Land & Water Access (IFAD)	.	.	-
Rural Market Access (IFAD)	.	.	-
Rural Sector Support (IFAD)	.	.	-
Rural Businesses & Organisations (IFAD)	.	.	-



PARTICIPATION, RIGHTS & INCLUSION

SCORE/100 2019 RANK/54 2019 TREND 2010-2019

PARTICIPATION, RIGHTS & INCLUSION	SCORE/100	RANK/54	TREND
PARTICIPATION, RIGHTS & INCLUSION	32.3	43	+0.7
PARTICIPATION	28.4	40	+7.8
Freedom of Association & Assembly (FH/GI)	12.5	38	-37.5
Political Pluralism (GI/V-DEM)	31.8	37	+27.2
Civil Society Space (GI/V-DEM)	40.8	34	+28.3
Democratic Elections (CDD/GI/V-DEM)	28.5	37	+13.4
RIGHTS	24.0	47	+2.1
Personal Liberties (FH/V-DEM/WJP)	16.3	48	-15.4
Freedom of Expression & Belief (FH/V-DEM/WJP)	25.2	49	-8.0
Media Freedom (GI/V-DEM/RSF)	44.9	37	+23.7
Digital Rights (DSP & V-DEM/GI)	33.6	43	+10.1
Protection against Discrimination (GI)	0.0	39	0.0
INCLUSION & EQUALITY	44.3	30	-14.6
Equal Political Power (V-DEM)	55.8	12	+12.9
Equal Political Representation (FH/IPU/V-DEM)	38.7	36	-30.6
Equal Civil Liberties (V-DEM)	45.3	39	-16.9
Equal Socioeconomic Opportunity (GI/V-DEM)	39.2	32	-27.3
Equal Access to Public Services (V-DEM)	42.9	18	-10.8
GENDER	32.3	50	+7.2
Political Power & Representation of Women (GI/IPU/V-DEM)	41.6	38	+24.7
Equal Civil Liberties for Women (V-DEM)	34.7	51	+12.3
Socioeconomic Opportunity for Women (GI/V-DEM)	22.3	48	+0.4
Equal Access to Public Services for Women (V-DEM)	37.9	32	-9.6
Laws on Violence against Women (OECD)	25.0	20	+8.3



HUMAN DEVELOPMENT

SCORE/100 2019 RANK/54 2019 TREND 2010-2019

HUMAN DEVELOPMENT	SCORE/100	RANK/54	TREND
HUMAN DEVELOPMENT	47.8	35	-12.7
HEALTH	72.9	9	+2.5
Access to Healthcare (V-DEM/WHO)	51.7	24	-13.5
Access to Water & Sanitation (WHO & UNICEF)	99.0	1	+4.2
Control of Communicable Diseases (UNAIDS/WHO)	81.1	22	+11.5
Control of Non-Communicable Diseases (IHME)	43.5	50	+1.9
Control of Child & Maternal Mortality (ICGME/MMEIG)	98.7	1	+0.9
Compliance with International Health Regulations (IHR) (WHO)	63.2	25	+9.7
EDUCATION	48.2	31	-15.3
Equality in Education (V-DEM/WB)	51.9	23	-8.9
Education Enrolment (UNESCO)	.	.	-
Education Completion (UNDP/WB)	72.3	11	-10.7
Human Resources in Education (UNESCO)	.	.	-
Education Quality (BS/WB/WEF)	20.3	45	-26.5
SOCIAL PROTECTION	29.1	44	-25.3
Social Safety Nets (BS/GI)	8.3	50	-50.0
Poverty Reduction Policies (AfDB/BS/WB)	33.3	43	-50.0
Socioeconomic Inequality Mitigation (AfDB/WB/WID.World)	66.9	9	+0.4
Access to Housing (CAHF/UN-Habitat)	8.1	52	-1.3
Absence of Undernourishment (FAO)	.	.	-
SUSTAINABLE ENVIRONMENT	41.1	51	-12.7
Promotion of Environmental Sustainability (AfDB/BS/WB)	14.3	51	-28.6
Enforcement of Environmental Policies (WEF/WJP)	0.0	43	-34.3
Air Quality (HEI & IHME)	93.9	6	-0.8
Sustainable Management of Land & Forests (FAO/WB/WRI)	94.1	3	+0.3
Land & Water Biodiversity (WB/Yale & Columbia)	3.2	52	0.0



OVERALL GOVERNANCE

2019 SCORE/100	2019 RANK/54	TREND 2010-2019
44.4	35 th	+1.7

TREND CLASSIFICATION KEY

- Increasing Improvement
- Slowing Improvement
- Bouncing Back
- Warning Signs
- Slowing Deterioration
- Increasing Deterioration
- No Change
- Not Classified



SECURITY & RULE OF LAW

SCORE/100 2019 RANK/54 2019 TREND 2010-2019

SECURITY & RULE OF LAW	49.9	28	+4.4
SECURITY & SAFETY	76.7	36	-6.6
Absence of Armed Conflict (ACLED/UCDP)	77.5	44	-21.9
Absence of Violence against Civilians (ACLED/PTS)	69.6	39	-20.3
Absence of Forced Migration (IDMC/UNHCR)	100.0	1	0.0
Absence of Human Trafficking & Forced Labour (USDS/V-DEM)	48.6	36	+6.6
Absence of Criminality (WHO)	87.7	21	+2.4
RULE OF LAW & JUSTICE	45.5	27	+2.2
Executive Compliance with the Rule of Law (V-DEM/WJP)	59.9	23	+11.8
Impartiality of the Judicial System (GI/V-DEM)	23.0	39	+15.5
Judicial Processes (V-DEM/WJP)	40.2	30	-4.9
Equality before the Law (FH/WJP)	53.4	23	-4.9
Law Enforcement (GI/WEF/WJP)	31.9	27	-6.5
Property Rights (BS/V-DEM/WJP)	64.3	16	+1.8
ACCOUNTABILITY & TRANSPARENCY	44.2	22	+15.9
Institutional Checks & Balances (BS/V-DEM/WJP)	44.2	28	+12.0
Civic Checks & Balances (BS/V-DEM/WJP)	63.8	17	+15.5
Absence of Undue Influence on Government (BS/FH)	58.3	17	+52.7
Disclosure of Financial & Judicial Information (GI/IBP/WJP)	24.0	33	-4.1
Accessibility of Information (GI/WJP)	30.8	24	+3.6
ANTI-CORRUPTION	33.4	31	+6.4
Anti-Corruption Mechanisms (BS/GI)	64.3	4	+25.0
Absence of Corruption in State Institutions (V-DEM/WJP)	29.7	40	+8.0
Absence of Corruption in the Public Sector (V-DEM/WEF/WJP)	36.3	32	+10.2
Public Procurement Procedures (GI)	12.5	37	0.0
Absence of Corruption in the Private Sector (WB/WEF)	24.1	40	-11.2



FOUNDATIONS FOR ECONOMIC OPPORTUNITY

SCORE/100 2019 RANK/54 2019 TREND 2010-2019

FOUNDATIONS FOR ECONOMIC OPPORTUNITY	42.2	38	+0.7
PUBLIC ADMINISTRATION	44.0	37	-3.1
Civil Registration (GI)	75.0	8	0.0
Capacity of the Statistical System (GI/ODW/WB)	34.9	39	+3.9
Tax & Revenue Mobilisation (AfDB/ICTD&UNU-WIDER/WB)	42.2	30	+4.6
Budgetary & Financial Management (AfDB/WB)	43.5	31	-1.5
Professional Administration (AfDB/GI/WB)	24.6	43	-22.5
BUSINESS ENVIRONMENT	44.4	34	+4.4
Regional Integration (AfDB)	43.8	28	+6.3
Trade Environment (WB)	55.1	24	+0.8
Business & Competition Regulation (AfDB/BS/WB/WEF)	54.0	29	+7.5
Access to Financial Services (WB)	11.9	37	+8.8
Labour Relations (GI/WEF)	57.4	23	-1.0
INFRASTRUCTURE	26.5	44	+4.0
Transport Network (WEF/UPU)	33.3	30	-10.8
Access to Energy (WB)	22.7	48	+8.7
Mobile Communications (ITU)	43.5	44	+12.4
Digital Access (ITU/WB)	6.6	43	+5.7
RURAL SECTOR	53.7	24	-2.5
Rural Land & Water Access (IFAD)	62.9	19	+7.4
Rural Market Access (IFAD)	33.3	34	-25.0
Rural Sector Support (IFAD)	63.5	13	-5.0
Rural Businesses & Organisations (IFAD)	55.0	23	+12.5



PARTICIPATION, RIGHTS & INCLUSION

SCORE/100 2019 RANK/54 2019 TREND 2010-2019

PARTICIPATION, RIGHTS & INCLUSION	48.2	22	+1.1
PARTICIPATION	55.3	17	+10.3
Freedom of Association & Assembly (FH/GI)	37.5	17	0.0
Political Pluralism (GI/V-DEM)	51.2	12	+1.9
Civil Society Space (GI/V-DEM)	78.0	14	+0.4
Democratic Elections (CDD/GI/V-DEM)	54.5	19	+38.9
RIGHTS	50.3	23	-0.7
Personal Liberties (FH/V-DEM/WJP)	47.4	21	+17.7
Freedom of Expression & Belief (FH/V-DEM/WJP)	72.4	20	+3.8
Media Freedom (GI/V-DEM/RSF)	56.0	30	-2.4
Digital Rights (DSP & V-DEM/GI)	76.0	10	-13.9
Protection against Discrimination (GI)	0.0	39	-8.3
INCLUSION & EQUALITY	34.7	41	+0.2
Equal Political Power (V-DEM)	31.9	40	+1.4
Equal Political Representation (FH/IPU/V-DEM)	39.3	35	-2.2
Equal Civil Liberties (V-DEM)	49.6	36	-0.7
Equal Socioeconomic Opportunity (GI/V-DEM)	36.0	36	+2.5
Equal Access to Public Services (V-DEM)	16.7	47	-0.2
GENDER	52.3	27	-5.5
Political Power & Representation of Women (GI/IPU/V-DEM)	60.8	12	+10.4
Equal Civil Liberties for Women (V-DEM)	83.8	18	-0.8
Socioeconomic Opportunity for Women (GI/V-DEM)	31.4	41	-12.2
Equal Access to Public Services for Women (V-DEM)	35.5	36	0.0
Laws on Violence against Women (OECD)	50.0	3	-25.0



HUMAN DEVELOPMENT

SCORE/100 2019 RANK/54 2019 TREND 2010-2019

HUMAN DEVELOPMENT	37.4	49	+0.4
HEALTH	51.3	44	+7.4
Access to Healthcare (V-DEM/WHO)	39.1	35	+4.6
Access to Water & Sanitation (WHO & UNICEF)	36.8	36	+6.4
Control of Communicable Diseases (UNAIDS/WHO)	59.2	49	+6.5
Control of Non-Communicable Diseases (IHME)	55.4	42	+1.9
Control of Child & Maternal Mortality (IGCME/MMEIG)	74.9	22	+9.0
Compliance with International Health Regulations (IHR) (WHO)	42.1	40	+15.8
EDUCATION	37.6	43	-2.4
Equality in Education (V-DEM/WB)	37.1	45	+4.4
Education Enrolment (UNESCO)	38.5	19	+5.4
Education Completion (UNDP/WB)	47.8	30	-1.9
Human Resources in Education (UNESCO)	31.0	47	-3.5
Education Quality (BS/WB/WEF)	33.7	34	-16.0
SOCIAL PROTECTION	24.9	47	-7.1
Social Safety Nets (BS/GI)	22.6	37	0.0
Poverty Reduction Policies (AfDB/BS/WB)	41.7	32	-4.1
Socioeconomic Inequality Mitigation (AfDB/WB/WID.World)	39.9	36	-10.2
Access to Housing (CAHF/UN-Habitat)	20.6	39	+9.1
Absence of Undernourishment (FAO)	0.0	37	-29.8
SUSTAINABLE ENVIRONMENT	35.8	53	+3.7
Promotion of Environmental Sustainability (AfDB/BS/WB)	51.2	26	+3.6
Enforcement of Environmental Policies (WEF/WJP)	29.3	40	+8.7
Air Quality (HEI & IHME)	37.9	48	+10.7
Sustainable Management of Land & Forests (FAO/WB/WRI)	41.4	54	-8.3
Land & Water Biodiversity (WB/Yale & Columbia)	19.2	43	+4.2

2020 IIAG Scores, Ranks & Trends - Malawi

116



OVERALL GOVERNANCE

2019 SCORE/100	2019 RANK/54	TREND 2010-2019
51.5	23 rd	-1.3

TREND CLASSIFICATION KEY

- Increasing Improvement
- Warning Signs
- No Change
- Slowing Improvement
- Slowing Deterioration
- Not Classified
- Bouncing Back
- Increasing Deterioration



SECURITY & RULE OF LAW

SCORE/100 2019 RANK/54 2019 TREND 2010-2019

SECURITY & RULE OF LAW	SCORE/100	RANK/54	TREND
SECURITY & SAFETY	87.4	10	-2.6
Absence of Armed Conflict (ACLED/UCDP)	100.0	1	0.0
Absence of Violence against Civilians (ACLED/PTS)	86.8	22	-3.5
Absence of Forced Migration (IDMC/UNHCR)	100.0	1	0.0
Absence of Human Trafficking & Forced Labour (USDS/V-DEM)	53.5	27	-10.7
Absence of Criminality (WHO)	97.0	4	+1.7
RULE OF LAW & JUSTICE	56.9	16	+1.5
Executive Compliance with the Rule of Law (V-DEM/WJP)	67.2	18	+1.5
Impartiality of the Judicial System (GI/V-DEM)	59.3	14	-3.5
Judicial Processes (V-DEM/WJP)	57.1	16	+5.4
Equality before the Law (FH/WJP)	64.8	14	+6.7
Law Enforcement (GI/WEF/WJP)	30.2	29	-4.9
Property Rights (BS/V-DEM/WJP)	62.8	19	+4.0
ACCOUNTABILITY & TRANSPARENCY	56.9	9	+1.9
Institutional Checks & Balances (BS/V-DEM/WJP)	65.5	9	-2.5
Civic Checks & Balances (BS/V-DEM/WJP)	64.2	16	-7.5
Absence of Undue Influence on Government (BS/FH)	70.8	10	-5.6
Disclosure of Financial & Judicial Information (GI/IBP/WJP)	49.2	6	+18.2
Accessibility of Information (GI/WJP)	34.5	18	+6.6
ANTI-CORRUPTION	34.3	28	-6.5
Anti-Corruption Mechanisms (BS/GI)	39.3	25	-13.1
Absence of Corruption in State Institutions (V-DEM/WJP)	37.0	33	-0.9
Absence of Corruption in the Public Sector (V-DEM/WEF/WJP)	37.5	27	-1.0
Public Procurement Procedures (GI)	25.0	26	0.0
Absence of Corruption in the Private Sector (WB/WEF)	32.8	32	-17.2



FOUNDATIONS FOR ECONOMIC OPPORTUNITY

SCORE/100 2019 RANK/54 2019 TREND 2010-2019

FOUNDATIONS FOR ECONOMIC OPPORTUNITY	SCORE/100	RANK/54	TREND
FOUNDATIONS FOR ECONOMIC OPPORTUNITY	46.3	31	+0.7
PUBLIC ADMINISTRATION	59.6	11	-8.5
Civil Registration (GI)	87.5	4	-12.5
Capacity of the Statistical System (GI/ODW/WB)	50.0	19	-12.7
Tax & Revenue Mobilisation (AfDB/ICTD&UNU-WIDER/WB)	58.8	8	+2.1
Budgetary & Financial Management (AfDB/WB)	59.5	20	+1.5
Professional Administration (AfDB/GI/WB)	42.2	22	-20.9
BUSINESS ENVIRONMENT	53.8	24	+5.5
Regional Integration (AfDB)	56.3	22	+6.3
Trade Environment (WB)	59.8	20	-0.9
Business & Competition Regulation (AfDB/BS/WB/WEF)	56.7	24	+0.8
Access to Financial Services (WB)	27.9	25	+14.5
Labour Relations (GI/WEF)	68.5	13	+7.1
INFRASTRUCTURE	24.7	47	+7.7
Transport Network (WEF/UPU)	27.0	38	-9.3
Access to Energy (WB)	14.5	50	+9.7
Mobile Communications (ITU)	50.1	37	+25.9
Digital Access (ITU/WB)	7.0	42	+4.4
RURAL SECTOR	47.1	33	-1.9
Rural Land & Water Access (IFAD)	59.1	22	+3.9
Rural Market Access (IFAD)	33.3	34	-8.5
Rural Sector Support (IFAD)	46.0	35	-6.5
Rural Businesses & Organisations (IFAD)	50.0	29	+3.6



PARTICIPATION, RIGHTS & INCLUSION

SCORE/100 2019 RANK/54 2019 TREND 2010-2019

PARTICIPATION, RIGHTS & INCLUSION	SCORE/100	RANK/54	TREND
PARTICIPATION, RIGHTS & INCLUSION	47.5	24	-7.1
PARTICIPATION	42.8	22	-17.7
Freedom of Association & Assembly (FH/GI)	50.0	13	-12.5
Political Pluralism (GI/V-DEM)	27.3	42	-21.1
Civil Society Space (GI/V-DEM)	53.1	24	-33.9
Democratic Elections (CDD/GI/V-DEM)	41.0	24	-3.1
RIGHTS	62.1	11	-1.1
Personal Liberties (FH/V-DEM/WJP)	61.2	13	-2.1
Freedom of Expression & Belief (FH/V-DEM/WJP)	85.1	12	+6.8
Media Freedom (GI/V-DEM/RSF)	63.9	14	-5.5
Digital Rights (DSP & V-DEM/GI)	66.8	18	-10.7
Protection against Discrimination (GI)	33.3	8	+5.5
INCLUSION & EQUALITY	39.6	34	-5.0
Equal Political Power (V-DEM)	34.5	35	-11.6
Equal Political Representation (FH/IPU/V-DEM)	44.3	27	+2.7
Equal Civil Liberties (V-DEM)	43.9	42	-8.7
Equal Socioeconomic Opportunity (GI/V-DEM)	38.8	33	-7.7
Equal Access to Public Services (V-DEM)	36.3	32	0.0
GENDER	45.3	33	-4.8
Political Power & Representation of Women (GI/IPU/V-DEM)	49.0	30	-12.4
Equal Civil Liberties for Women (V-DEM)	54.3	43	-6.0
Socioeconomic Opportunity for Women (GI/V-DEM)	35.9	38	+3.1
Equal Access to Public Services for Women (V-DEM)	37.5	33	0.0
Laws on Violence against Women (OECD)	50.0	3	-8.3



HUMAN DEVELOPMENT

SCORE/100 2019 RANK/54 2019 TREND 2010-2019

HUMAN DEVELOPMENT	SCORE/100	RANK/54	TREND
HUMAN DEVELOPMENT	53.6	24	+2.7
HEALTH	64.1	21	+4.2
Access to Healthcare (V-DEM/WHO)	52.2	22	-5.5
Access to Water & Sanitation (WHO & UNICEF)	39.7	31	+3.3
Control of Communicable Diseases (UNAIDS/WHO)	85.9	12	+20.9
Control of Non-Communicable Diseases (IHME)	75.5	14	-1.7
Control of Child & Maternal Mortality (ICGME/MMEIG)	75.7	21	+16.4
Compliance with International Health Regulations (IHR) (WHO)	55.7	32	-7.9
EDUCATION	51.6	26	+4.5
Equality in Education (V-DEM/WB)	48.0	29	+4.4
Education Enrolment (UNESCO)	41.4	12	+3.6
Education Completion (UNDP/WB)	59.0	23	+9.5
Human Resources in Education (UNESCO)	62.5	37	+11.4
Education Quality (BS/WB/WEF)	46.9	24	-6.7
SOCIAL PROTECTION	41.7	30	+1.0
Social Safety Nets (BS/GI)	31.0	25	+8.4
Poverty Reduction Policies (AfDB/BS/WB)	52.6	18	+0.1
Socioeconomic Inequality Mitigation (AfDB/WB/WID.World)	48.2	27	-1.8
Access to Housing (CAHF/UN-Habitat)	18.5	41	+2.4
Absence of Undernourishment (FAO)	58.4	22	-3.8
SUSTAINABLE ENVIRONMENT	56.9	25	+1.1
Promotion of Environmental Sustainability (AfDB/BS/WB)	48.8	32	+2.8
Enforcement of Environmental Policies (WEF/WJP)	27.8	41	-1.1
Air Quality (HEI & IHME)	63.1	32	+9.8
Sustainable Management of Land & Forests (FAO/WB/WRI)	44.7	51	-6.1
Land & Water Biodiversity (WB/Yale & Columbia)	100.0	1	0.0



OVERALL GOVERNANCE

2019 SCORE/100	2019 RANK/54	TREND 2010-2019
46.6	31 st	-2.5

TREND CLASSIFICATION KEY

- Increasing Improvement
- Slowing Improvement
- Bouncing Back
- Warning Signs
- Slowing Deterioration
- Increasing Deterioration
- No Change
- Not Classified



SECURITY & RULE OF LAW

SCORE/100 2019 RANK/54 2019 TREND 2010-2019

SECURITY & RULE OF LAW	45.1	33	-7.9
SECURITY & SAFETY	60.2	45	-21.9
Absence of Armed Conflict (ACLED/UCDP)	50.1	48	-47.8
Absence of Violence against Civilians (ACLED/PTS)	32.1	46	-64.0
Absence of Forced Migration (IDMC/UNHCR)	89.7	42	-6.7
Absence of Human Trafficking & Forced Labour (USDS/V-DEM)	50.7	33	+5.3
Absence of Criminality (WHO)	78.5	39	+3.7
RULE OF LAW & JUSTICE	40.0	33	-7.9
Executive Compliance with the Rule of Law (V-DEM/WJP)	58.8	24	-18.7
Impartiality of the Judicial System (GI/V-DEM)	39.0	28	-8.8
Judicial Processes (V-DEM/WJP)	35.7	35	-1.9
Equality before the Law (FH/WJP)	30.5	38	+2.8
Law Enforcement (GI/WEF/WJP)	24.6	40	+1.3
Property Rights (BS/V-DEM/WJP)	51.2	32	-22.3
ACCOUNTABILITY & TRANSPARENCY	47.3	19	+0.2
Institutional Checks & Balances (BS/V-DEM/WJP)	44.6	27	-2.8
Civic Checks & Balances (BS/V-DEM/WJP)	67.4	14	-12.3
Absence of Undue Influence on Government (BS/FH)	58.3	17	+19.4
Disclosure of Financial & Judicial Information (GI/IBP/WJP)	27.2	27	+5.5
Accessibility of Information (GI/WJP)	39.1	16	-8.5
ANTI-CORRUPTION	32.9	32	-1.9
Anti-Corruption Mechanisms (BS/GI)	31.0	29	-38.0
Absence of Corruption in State Institutions (V-DEM/WJP)	44.2	26	+17.5
Absence of Corruption in the Public Sector (V-DEM/WEF/WJP)	40.9	25	+13.9
Public Procurement Procedures (GI)	25.0	26	0.0
Absence of Corruption in the Private Sector (WB/WEF)	23.3	42	-3.1



FOUNDATIONS FOR ECONOMIC OPPORTUNITY

SCORE/100 2019 RANK/54 2019 TREND 2010-2019

FOUNDATIONS FOR ECONOMIC OPPORTUNITY	48.7	26	+3.1
PUBLIC ADMINISTRATION	47.3	31	-6.1
Civil Registration (GI)	25.0	50	-37.5
Capacity of the Statistical System (GI/ODW/WB)	42.3	30	+0.1
Tax & Revenue Mobilisation (AfDB/ICTD&UNU-WIDER/WB)	49.7	16	+1.7
Budgetary & Financial Management (AfDB/WB)	78.2	3	+1.3
Professional Administration (AfDB/GI/WB)	41.4	23	+4.0
BUSINESS ENVIRONMENT	52.3	28	-1.7
Regional Integration (AfDB)	68.8	10	+6.3
Trade Environment (WB)	58.2	22	+2.6
Business & Competition Regulation (AfDB/BS/WB/WEF)	56.1	25	-7.9
Access to Financial Services (WB)	27.4	26	+16.2
Labour Relations (GI/WEF)	50.9	27	-25.8
INFRASTRUCTURE	38.3	31	+16.3
Transport Network (WEF/UPU)	36.0	25	-0.2
Access to Energy (WB)	48.8	28	+24.1
Mobile Communications (ITU)	59.5	29	+33.5
Digital Access (ITU/WB)	8.8	38	+7.8
RURAL SECTOR	57.1	18	+4.2
Rural Land & Water Access (IFAD)	53.8	27	+9.0
Rural Market Access (IFAD)	54.3	14	0.0
Rural Sector Support (IFAD)	56.6	23	+4.0
Rural Businesses & Organisations (IFAD)	63.6	9	+3.6



PARTICIPATION, RIGHTS & INCLUSION

SCORE/100 2019 RANK/54 2019 TREND 2010-2019

PARTICIPATION, RIGHTS & INCLUSION	42.2	34	-7.6
PARTICIPATION	44.0	21	-17.6
Freedom of Association & Assembly (FH/GI)	37.5	17	-12.5
Political Pluralism (GI/V-DEM)	46.6	18	-25.4
Civil Society Space (GI/V-DEM)	55.5	22	-12.1
Democratic Elections (CDD/GI/V-DEM)	36.4	27	-20.4
RIGHTS	48.7	26	-6.3
Personal Liberties (FH/V-DEM/WJP)	42.0	27	-7.5
Freedom of Expression & Belief (FH/V-DEM/WJP)	71.8	21	+12.7
Media Freedom (GI/V-DEM/RSF)	60.6	20	-13.2
Digital Rights (DSP & V-DEM/GI)	60.8	22	-15.4
Protection against Discrimination (GI)	8.3	26	-8.4
INCLUSION & EQUALITY	43.6	31	-1.0
Equal Political Power (V-DEM)	42.7	30	-21.9
Equal Political Representation (FH/IPU/V-DEM)	40.5	32	+10.7
Equal Civil Liberties (V-DEM)	66.7	15	-1.2
Equal Socioeconomic Opportunity (GI/V-DEM)	44.4	28	+6.5
Equal Access to Public Services (V-DEM)	23.8	43	+1.2
GENDER	32.3	50	-5.7
Political Power & Representation of Women (GI/IPU/V-DEM)	44.6	35	-4.7
Equal Civil Liberties for Women (V-DEM)	67.3	38	-3.6
Socioeconomic Opportunity for Women (GI/V-DEM)	20.9	50	-20.4
Equal Access to Public Services for Women (V-DEM)	3.7	53	0.0
Laws on Violence against Women (OECD)	25.0	20	0.0



HUMAN DEVELOPMENT

SCORE/100 2019 RANK/54 2019 TREND 2010-2019

HUMAN DEVELOPMENT	50.3	30	+2.2
HEALTH	60.1	28	+5.7
Access to Healthcare (V-DEM/WHO)	58.6	18	+21.6
Access to Water & Sanitation (WHO & UNICEF)	62.8	13	+9.6
Control of Communicable Diseases (UNAIDS/WHO)	70.7	40	+3.6
Control of Non-Communicable Diseases (IHME)	77.2	9	-0.7
Control of Child & Maternal Mortality (IGCME/MMEIG)	51.7	46	+14.9
Compliance with International Health Regulations (IHR) (WHO)	39.5	42	-15.0
EDUCATION	38.9	41	+7.9
Equality in Education (V-DEM/WB)	52.1	21	+23.2
Education Enrolment (UNESCO)	14.7	46	-2.0
Education Completion (UNDP/WB)	26.0	49	-4.6
Human Resources in Education (UNESCO)	64.8	34	+17.5
Education Quality (BS/WB/WEF)	36.9	33	+5.3
SOCIAL PROTECTION	52.1	11	-5.9
Social Safety Nets (BS/GI)	29.8	28	-15.4
Poverty Reduction Policies (AfDB/BS/WB)	34.4	39	-10.2
Socioeconomic Inequality Mitigation (AfDB/WB/WID.World)	73.8	5	-5.2
Access to Housing (CAHF/UN-Habitat)	29.0	26	-8.1
Absence of Undernourishment (FAO)	93.4	5	+9.2
SUSTAINABLE ENVIRONMENT	50.2	38	+1.3
Promotion of Environmental Sustainability (AfDB/BS/WB)	46.0	35	-3.6
Enforcement of Environmental Policies (WEF/WJP)	44.8	26	+6.8
Air Quality (HEI & IHME)	55.7	38	+4.1
Sustainable Management of Land & Forests (FAO/WB/WRI)	64.7	20	-1.9
Land & Water Biodiversity (WB/Yale & Columbia)	39.9	34	+1.2

2020 IAG Scores, Ranks & Trends - Mauritania

118



OVERALL GOVERNANCE

2019 SCORE/100	2019 RANK/54	TREND 2010-2019
41.6	40 th	+2.0

TREND CLASSIFICATION KEY

- Increasing Improvement
- Slowing Improvement
- Bouncing Back
- Warning Signs
- Slowing Deterioration
- Increasing Deterioration
- No Change
- Not Classified



SECURITY & RULE OF LAW

	SCORE/100 2019	RANK/54 2019	TREND 2010-2019
SECURITY & RULE OF LAW	40.3	41	+6.7
SECURITY & SAFETY	75.9	38	+3.3
Absence of Armed Conflict (ACLED/UCDP)	100.0	1	+0.6
Absence of Violence against Civilians (ACLED/PTS)	89.7	16	-0.8
Absence of Forced Migration (IDMC/UNHCR)	84.6	45	+4.8
Absence of Human Trafficking & Forced Labour (USDS/V-DEM)	27.1	48	+11.6
Absence of Criminality (WHO)	78.1	40	+0.1
RULE OF LAW & JUSTICE	39.5	35	+12.6
Executive Compliance with the Rule of Law (V-DEM/WJP)	44.9	34	+13.1
Impartiality of the Judicial System (GI/V-DEM)	32.9	31	+19.8
Judicial Processes (V-DEM/WJP)	39.2	31	-3.2
Equality before the Law (FH/WJP)	18.4	44	-1.7
Law Enforcement (GI/WEF/WJP)	57.0	9	+42.4
Property Rights (BS/V-DEM/WJP)	44.6	38	+5.3
ACCOUNTABILITY & TRANSPARENCY	18.5	45	+2.9
Institutional Checks & Balances (BS/V-DEM/WJP)	19.8	45	-2.9
Civic Checks & Balances (BS/V-DEM/WJP)	27.9	46	+3.1
Absence of Undue Influence on Government (BS/FH)	18.1	33	0.0
Disclosure of Financial & Judicial Information (GI/IBP/WJP)	9.6	50	+8.2
Accessibility of Information (GI/WJP)	17.3	37	+6.4
ANTI-CORRUPTION	27.4	40	+8.0
Anti-Corruption Mechanisms (BS/GI)	17.9	44	+3.6
Absence of Corruption in State Institutions (V-DEM/WJP)	33.3	37	+5.0
Absence of Corruption in the Public Sector (V-DEM/WEF/WJP)	23.1	46	+0.4
Public Procurement Procedures (GI)	37.5	17	+25.0
Absence of Corruption in the Private Sector (WB/WEF)	25.4	39	+6.2



FOUNDATIONS FOR ECONOMIC OPPORTUNITY

	SCORE/100 2019	RANK/54 2019	TREND 2010-2019
FOUNDATIONS FOR ECONOMIC OPPORTUNITY	43.1	35	+0.6
PUBLIC ADMINISTRATION	53.4	23	+2.5
Civil Registration (GI)	62.5	20	-12.5
Capacity of the Statistical System (GI/ODW/WB)	44.1	25	+0.2
Tax & Revenue Mobilisation (AfDB/ICTD&UNU-WIDER/WB)	60.4	6	+13.3
Budgetary & Financial Management (AfDB/WB)	71.0	10	+13.0
Professional Administration (AfDB/GI/WB)	28.7	34	-1.8
BUSINESS ENVIRONMENT	37.2	44	-3.1
Regional Integration (AfDB)	50.0	25	0.0
Trade Environment (WB)	52.2	28	+1.6
Business & Competition Regulation (AfDB/BS/WB/WEF)	32.8	46	-6.2
Access to Financial Services (WB)	17.7	32	-0.2
Labour Relations (GI/WEF)	33.1	43	-11.1
INFRASTRUCTURE	30.0	41	+7.2
Transport Network (WEF/UPU)	20.8	40	-7.5
Access to Energy (WB)	42.2	32	+11.4
Mobile Communications (ITU)	49.3	39	+18.8
Digital Access (ITU/WB)	7.8	40	+6.1
RURAL SECTOR	51.8	26	-4.2
Rural Land & Water Access (IFAD)	48.4	33	-11.2
Rural Market Access (IFAD)	50.0	15	0.0
Rural Sector Support (IFAD)	47.6	32	-5.7
Rural Businesses & Organisations (IFAD)	61.1	15	0.0



PARTICIPATION, RIGHTS & INCLUSION

	SCORE/100 2019	RANK/54 2019	TREND 2010-2019
PARTICIPATION, RIGHTS & INCLUSION	35.1	40	-2.1
PARTICIPATION	33.3	34	-2.5
Freedom of Association & Assembly (FH/GI)	25.0	29	0.0
Political Pluralism (GI/V-DEM)	27.6	40	-8.9
Civil Society Space (GI/V-DEM)	35.9	38	-7.0
Democratic Elections (CDD/GI/V-DEM)	44.7	23	+5.7
RIGHTS	36.7	35	-11.9
Personal Liberties (FH/V-DEM/WJP)	43.2	25	-3.7
Freedom of Expression & Belief (FH/V-DEM/WJP)	41.5	40	-9.5
Media Freedom (GI/V-DEM/RSF)	63.3	17	-12.8
Digital Rights (DSP & V-DEM/GI)	27.2	47	-41.7
Protection against Discrimination (GI)	8.3	26	+8.3
INCLUSION & EQUALITY	25.9	48	-0.2
Equal Political Power (V-DEM)	20.9	49	+2.4
Equal Political Representation (FH/IPU/V-DEM)	3.0	53	-20.8
Equal Civil Liberties (V-DEM)	48.7	37	+0.6
Equal Socioeconomic Opportunity (GI/V-DEM)	16.3	51	+9.7
Equal Access to Public Services (V-DEM)	40.8	21	+7.4
GENDER	44.5	34	+6.0
Political Power & Representation of Women (GI/IPU/V-DEM)	32.8	44	+7.2
Equal Civil Liberties for Women (V-DEM)	68.3	36	+5.2
Socioeconomic Opportunity for Women (GI/V-DEM)	19.0	52	+15.5
Equal Access to Public Services for Women (V-DEM)	77.1	6	+27.0
Laws on Violence against Women (OECD)	25.0	20	-25.0



HUMAN DEVELOPMENT

	SCORE/100 2019	RANK/54 2019	TREND 2010-2019
HUMAN DEVELOPMENT	48.1	34	+3.1
HEALTH	53.5	39	+8.6
Access to Healthcare (V-DEM/WHO)	35.0	39	+8.0
Access to Water & Sanitation (WHO & UNICEF)	51.6	20	+11.9
Control of Communicable Diseases (UNAIDS/WHO)	79.9	24	+17.7
Control of Non-Communicable Diseases (IHME)	72.2	21	-0.1
Control of Child & Maternal Mortality (ICGME/MMEIG)	51.3	47	+9.3
Compliance with International Health Regulations (IHR) (WHO)	30.9	46	+4.6
EDUCATION	42.0	37	+0.9
Equality in Education (V-DEM/WB)	37.1	45	-0.3
Education Enrolment (UNESCO)	26.6	32	+5.9
Education Completion (UNDP/WB)	45.5	34	+7.3
Human Resources in Education (UNESCO)	79.7	14	-3.2
Education Quality (BS/WB/WEF)	21.0	44	-5.2
SOCIAL PROTECTION	51.8	12	+1.3
Social Safety Nets (BS/GI)	38.1	15	+4.2
Poverty Reduction Policies (AfDB/BS/WB)	52.7	17	+2.2
Socioeconomic Inequality Mitigation (AfDB/WB/WID.World)	77.5	3	+8.9
Access to Housing (CAHF/UN-Habitat)	14.8	44	+2.7
Absence of Undernourishment (FAO)	76.0	12	-11.5
SUSTAINABLE ENVIRONMENT	45.0	42	+1.4
Promotion of Environmental Sustainability (AfDB/BS/WB)	55.2	23	+5.6
Enforcement of Environmental Policies (WEF/WJP)	11.3	42	-6.2
Air Quality (HEI & IHME)	79.4	15	+8.2
Sustainable Management of Land & Forests (FAO/WB/WRI)	60.5	28	-0.3
Land & Water Biodiversity (WB/Yale & Columbia)	18.6	44	0.0

OVERALL
GOVERNANCE

2019 SCORE/100 2019 RANK/54 TREND 2010-2019
77.2 **1st** **-0.5**

TREND CLASSIFICATION KEY

- Increasing Improvement
- Slowing Improvement
- Bouncing Back
- Warning Signs
- Slowing Deterioration
- Increasing Deterioration
- No Change
- Not Classified

SECURITY &
RULE OF LAW

SCORE/100 RANK/54 TREND
 2019 2019 2010-2019

SECURITY & RULE OF LAW	79.5	1	-1.4
SECURITY & SAFETY	92.5	2	-4.6
Absence of Armed Conflict (ACLED/UCDP)	100.0	1	0.0
Absence of Violence against Civilians (ACLED/PTS)	93.8	6	0.0
Absence of Forced Migration (IDMC/UNHCR)	99.7	15	-0.3
Absence of Human Trafficking & Forced Labour (USDS/V-DEM)	73.3	3	-24.8
Absence of Criminality (WHO)	95.7	5	+2.2
RULE OF LAW & JUSTICE	77.0	3	-0.3
Executive Compliance with the Rule of Law (V-DEM/WJP)	80.5	9	-5.5
Impartiality of the Judicial System (GI/V-DEM)	87.1	4	-6.4
Judicial Processes (V-DEM/WJP)	67.5	10	-0.1
Equality before the Law (FH/WJP)	87.1	5	+0.9
Law Enforcement (GI/WEF/WJP)	59.6	7	+15.1
Property Rights (BS/V-DEM/WJP)	80.4	6	-5.4
ACCOUNTABILITY & TRANSPARENCY	75.2	2	+2.9
Institutional Checks & Balances (BS/V-DEM/WJP)	90.0	3	+1.3
Civic Checks & Balances (BS/V-DEM/WJP)	78.3	5	-0.1
Absence of Undue Influence on Government (BS/FH)	100.0	1	0.0
Disclosure of Financial & Judicial Information (GI/IBP/WJP)	58.1	2	+12.6
Accessibility of Information (GI/WJP)	49.6	6	+0.7
ANTI-CORRUPTION	73.1	2	-3.7
Anti-Corruption Mechanisms (BS/GI)	77.4	1	+3.6
Absence of Corruption in State Institutions (V-DEM/WJP)	61.8	13	+8.0
Absence of Corruption in the Public Sector (V-DEM/WEF/WJP)	74.4	6	-4.8
Public Procurement Procedures (GI)	75.0	2	-25.0
Absence of Corruption in the Private Sector (WB/WEF)	77.1	4	0.0

FOUNDATIONS FOR
ECONOMIC OPPORTUNITY

SCORE/100 RANK/54 TREND
 2019 2019 2010-2019

FOUNDATIONS FOR ECONOMIC OPPORTUNITY	76.0	1	+3.6
PUBLIC ADMINISTRATION	60.0	10	-1.4
Civil Registration (GI)	75.0	8	0.0
Capacity of the Statistical System (GI/ODW/WB)	77.4	1	-7.8
Tax & Revenue Mobilisation (AfDB/ICTD&UNU-WIDER/WB)	37.4	38	+2.1
Budgetary & Financial Management (AfDB/WB)	.	.	-
Professional Administration (AfDB/GI/WB)	50.0	15	0.0
BUSINESS ENVIRONMENT	78.1	1	+2.6
Regional Integration (AfDB)	.	.	-
Trade Environment (WB)	74.3	4	+1.0
Business & Competition Regulation (AfDB/BS/WB/WEF)	64.7	14	+3.5
Access to Financial Services (WB)	93.0	1	+19.3
Labour Relations (GI/WEF)	80.3	1	-13.6
INFRASTRUCTURE	83.6	2	+13.3
Transport Network (WEF/UPU)	78.0	1	-5.8
Access to Energy (WB)	97.4	6	-2.6
Mobile Communications (ITU)	85.5	1	+14.9
Digital Access (ITU/WB)	73.5	4	+46.6
RURAL SECTOR	82.5	1	0.0
Rural Land & Water Access (IFAD)	81.0	4	0.0
Rural Market Access (IFAD)	100.0	1	0.0
Rural Sector Support (IFAD)	85.5	4	0.0
Rural Businesses & Organisations (IFAD)	63.6	9	0.0

PARTICIPATION, RIGHTS
& INCLUSION

SCORE/100 RANK/54 TREND
 2019 2019 2010-2019

PARTICIPATION, RIGHTS & INCLUSION	77.8	1	-3.5
PARTICIPATION	80.1	3	-0.9
Freedom of Association & Assembly (FH/GI)	100.0	1	0.0
Political Pluralism (GI/V-DEM)	49.2	15	-0.9
Civil Society Space (GI/V-DEM)	93.1	3	-1.8
Democratic Elections (CDD/GI/V-DEM)	78.2	4	-0.7
RIGHTS	72.3	3	-8.6
Personal Liberties (FH/V-DEM/WJP)	84.8	1	+1.9
Freedom of Expression & Belief (FH/V-DEM/WJP)	93.6	4	-0.3
Media Freedom (GI/V-DEM/RSF)	80.3	5	+0.8
Digital Rights (DSP & V-DEM/GI)	69.6	17	-6.3
Protection against Discrimination (GI)	33.3	8	-38.9
INCLUSION & EQUALITY	84.0	1	-0.9
Equal Political Power (V-DEM)	79.2	3	+11.7
Equal Political Representation (FH/IPU/V-DEM)	77.6	3	-1.1
Equal Civil Liberties (V-DEM)	74.8	7	-7.7
Equal Socioeconomic Opportunity (GI/V-DEM)	90.7	2	-5.1
Equal Access to Public Services (V-DEM)	97.6	1	-2.4
GENDER	74.9	3	-3.4
Political Power & Representation of Women (GI/IPU/V-DEM)	63.1	10	+12.1
Equal Civil Liberties for Women (V-DEM)	89.1	11	+5.1
Socioeconomic Opportunity for Women (GI/V-DEM)	73.1	5	+0.2
Equal Access to Public Services for Women (V-DEM)	99.5	1	-0.5
Laws on Violence against Women (OECD)	50.0	3	-33.3

HUMAN
DEVELOPMENT

SCORE/100 RANK/54 TREND
 2019 2019 2010-2019

HUMAN DEVELOPMENT	75.5	1	-0.8
HEALTH	76.2	5	+4.1
Access to Healthcare (V-DEM/WHO)	65.4	7	-2.0
Access to Water & Sanitation (WHO & UNICEF)	98.8	2	+0.5
Control of Communicable Diseases (UNAIDS/WHO)	86.4	10	+6.0
Control of Non-Communicable Diseases (IHME)	38.1	53	+3.9
Control of Child & Maternal Mortality (IGCME/MMEIG)	97.9	4	+0.1
Compliance with International Health Regulations (IHR) (WHO)	70.4	15	+15.9
EDUCATION	84.3	1	+3.0
Equality in Education (V-DEM/WB)	82.7	3	+3.8
Education Enrolment (UNESCO)	67.7	2	+3.3
Education Completion (UNDP/WB)	89.0	3	+4.9
Human Resources in Education (UNESCO)	97.5	1	+3.7
Education Quality (BS/WB/WEF)	84.6	2	-0.9
SOCIAL PROTECTION	78.6	2	-11.0
Social Safety Nets (BS/GI)	87.5	2	-12.5
Poverty Reduction Policies (AfDB/BS/WB)	83.3	2	-16.7
Socioeconomic Inequality Mitigation (AfDB/WB/WID.World)	57.8	20	-0.3
Access to Housing (CAHF/UN-Habitat)	71.4	4	-24.3
Absence of Undernourishment (FAO)	92.9	6	-1.5
SUSTAINABLE ENVIRONMENT	63.0	13	+1.1
Promotion of Environmental Sustainability (AfDB/BS/WB)	85.7	3	0.0
Enforcement of Environmental Policies (WEF/WJP)	67.8	7	+3.5
Air Quality (HEI & IHME)	97.6	4	+1.7
Sustainable Management of Land & Forests (FAO/WB/WRI)	50.2	42	-0.2
Land & Water Biodiversity (WB/Yale & Columbia)	13.9	47	+0.6

2020 IIAG Scores, Ranks & Trends - Morocco

120



OVERALL GOVERNANCE

2019 SCORE/100	2019 RANK/54	TREND 2010-2019
61.0	10 th	+5.3

TREND CLASSIFICATION KEY

- Increasing Improvement
- Slowing Improvement
- Bouncing Back
- Warning Signs
- Slowing Deterioration
- Increasing Deterioration
- No Change
- Not Classified



SECURITY & RULE OF LAW

SCORE/100 2019 RANK/54 2019 TREND 2010-2019

SECURITY & RULE OF LAW	SCORE/100	RANK/54	TREND
SECURITY & SAFETY	88.2	7	-2.8
Absence of Armed Conflict (ACLED/UCDP)	99.5	22	+0.1
Absence of Violence against Civilians (ACLED/PTS)	89.2	17	+2.9
Absence of Forced Migration (IDMC/UNHCR)	99.8	9	-0.1
Absence of Human Trafficking & Forced Labour (USDS/V-DEM)	54.3	26	-15.9
Absence of Criminality (WHO)	98.5	2	-1.0
RULE OF LAW & JUSTICE	61.2	14	+10.7
Executive Compliance with the Rule of Law (V-DEM/WJP)	69.2	16	+3.9
Impartiality of the Judicial System (GI/V-DEM)	71.3	7	+36.6
Judicial Processes (V-DEM/WJP)	56.7	17	+6.5
Equality before the Law (FH/WJP)	35.3	32	-3.5
Law Enforcement (GI/WEF/WJP)	67.7	4	+22.9
Property Rights (BS/V-DEM/WJP)	66.8	13	-2.5
ACCOUNTABILITY & TRANSPARENCY	42.1	25	+3.4
Institutional Checks & Balances (BS/V-DEM/WJP)	47.4	23	-2.7
Civic Checks & Balances (BS/V-DEM/WJP)	47.9	32	-5.1
Absence of Undue Influence on Government (BS/FH)	18.1	33	0.0
Disclosure of Financial & Judicial Information (GI/IBP/WJP)	41.4	15	+14.4
Accessibility of Information (GI/WJP)	55.6	2	+10.1
ANTI-CORRUPTION	51.4	13	+8.6
Anti-Corruption Mechanisms (BS/GI)	26.2	34	+16.7
Absence of Corruption in State Institutions (V-DEM/WJP)	65.0	12	+1.3
Absence of Corruption in the Public Sector (V-DEM/WEF/WJP)	54.8	16	+8.8
Public Procurement Procedures (GI)	62.5	6	+12.5
Absence of Corruption in the Private Sector (WB/WEF)	48.4	17	+3.6



FOUNDATIONS FOR ECONOMIC OPPORTUNITY

SCORE/100 2019 RANK/54 2019 TREND 2010-2019

FOUNDATIONS FOR ECONOMIC OPPORTUNITY	SCORE/100	RANK/54	TREND
FOUNDATIONS FOR ECONOMIC OPPORTUNITY	70.1	3	+10.9
PUBLIC ADMINISTRATION	52.8	25	+1.9
Civil Registration (GI)	75.0	8	0.0
Capacity of the Statistical System (GI/ODW/WB)	67.9	4	+9.8
Tax & Revenue Mobilisation (AfDB/ICTD&UNU-WIDER/WB)	43.3	28	-2.1
Budgetary & Financial Management (AfDB/WB)	.	.	-
Professional Administration (AfDB/GI/WB)	25.0	37	0.0
BUSINESS ENVIRONMENT	59.0	17	+2.1
Regional Integration (AfDB)	.	.	-
Trade Environment (WB)	68.6	9	-4.2
Business & Competition Regulation (AfDB/BS/WB/WEF)	52.3	32	+2.4
Access to Financial Services (WB)	.	.	-
Labour Relations (GI/WEF)	56.0	24	+8.1
INFRASTRUCTURE	88.3	1	+25.9
Transport Network (WEF/UPU)	73.1	2	+7.2
Access to Energy (WB)	100.0	1	+8.8
Mobile Communications (ITU)	81.6	4	+15.1
Digital Access (ITU/WB)	98.6	1	+72.6
RURAL SECTOR	80.4	3	+13.6
Rural Land & Water Access (IFAD)	79.5	5	+9.4
Rural Market Access (IFAD)	62.5	6	+4.2
Rural Sector Support (IFAD)	86.7	3	+13.7
Rural Businesses & Organisations (IFAD)	92.9	1	+27.2



PARTICIPATION, RIGHTS & INCLUSION

SCORE/100 2019 RANK/54 2019 TREND 2010-2019

PARTICIPATION, RIGHTS & INCLUSION	SCORE/100	RANK/54	TREND
PARTICIPATION, RIGHTS & INCLUSION	46.2	27	-2.8
PARTICIPATION	42.7	23	-6.2
Freedom of Association & Assembly (FH/GI)	37.5	17	-12.5
Political Pluralism (GI/V-DEM)	66.0	5	-14.4
Civil Society Space (GI/V-DEM)	34.1	39	-0.7
Democratic Elections (CDD/GI/V-DEM)	33.2	29	+2.8
RIGHTS	41.2	34	+0.4
Personal Liberties (FH/V-DEM/WJP)	38.0	31	-7.3
Freedom of Expression & Belief (FH/V-DEM/WJP)	48.4	36	-2.0
Media Freedom (GI/V-DEM/RSF)	44.6	39	-4.1
Digital Rights (DSP & V-DEM/GI)	58.5	25	-1.1
Protection against Discrimination (GI)	16.7	18	+16.7
INCLUSION & EQUALITY	53.8	20	-4.5
Equal Political Power (V-DEM)	41.3	33	+0.8
Equal Political Representation (FH/IPU/V-DEM)	34.3	41	-13.5
Equal Civil Liberties (V-DEM)	62.4	19	-4.7
Equal Socioeconomic Opportunity (GI/V-DEM)	74.7	8	-4.7
Equal Access to Public Services (V-DEM)	56.2	9	-0.2
GENDER	47.0	32	-1.2
Political Power & Representation of Women (GI/IPU/V-DEM)	31.6	45	-1.2
Equal Civil Liberties for Women (V-DEM)	72.5	33	-5.7
Socioeconomic Opportunity for Women (GI/V-DEM)	46.3	28	+12.6
Equal Access to Public Services for Women (V-DEM)	59.6	15	+5.2
Laws on Violence against Women (OECD)	25.0	20	-16.7



HUMAN DEVELOPMENT

SCORE/100 2019 RANK/54 2019 TREND 2010-2019

HUMAN DEVELOPMENT	SCORE/100	RANK/54	TREND
HUMAN DEVELOPMENT	66.8	7	+8.2
HEALTH	74.8	7	+8.3
Access to Healthcare (V-DEM/WHO)	39.7	34	+9.6
Access to Water & Sanitation (WHO & UNICEF)	84.7	7	+10.3
Control of Communicable Diseases (UNAIDS/WHO)	91.3	7	+11.3
Control of Non-Communicable Diseases (IHME)	42.8	51	+3.2
Control of Child & Maternal Mortality (IGCME/MMEIG)	95.3	7	+4.0
Compliance with International Health Regulations (IHR) (WHO)	95.2	2	+11.4
EDUCATION	65.7	7	+8.5
Equality in Education (V-DEM/WB)	47.6	30	+12.4
Education Enrolment (UNESCO)	58.0	4	+15.4
Education Completion (UNDP/WB)	76.3	7	+13.8
Human Resources in Education (UNESCO)	90.1	6	-0.4
Education Quality (BS/WB/WEF)	56.4	14	+1.2
SOCIAL PROTECTION	58.6	6	+0.3
Social Safety Nets (BS/GI)	46.4	10	+12.5
Poverty Reduction Policies (AfDB/BS/WB)	33.3	43	0.0
Socioeconomic Inequality Mitigation (AfDB/WB/WID.World)	44.4	32	+3.0
Access to Housing (CAHF/UN-Habitat)	73.5	3	-17.0
Absence of Undernourishment (FAO)	95.4	3	+3.3
SUSTAINABLE ENVIRONMENT	68.2	6	+15.9
Promotion of Environmental Sustainability (AfDB/BS/WB)	71.4	6	+28.5
Enforcement of Environmental Policies (WEF/WJP)	54.4	13	+7.4
Air Quality (HEI & IHME)	94.7	5	+2.3
Sustainable Management of Land & Forests (FAO/WB/WRI)	69.3	13	-1.7
Land & Water Biodiversity (WB/Yale & Columbia)	51.1	24	+43.1



OVERALL GOVERNANCE

2019 SCORE/100	2019 RANK/54	TREND 2010-2019
49.0	26 th	-0.2

TREND CLASSIFICATION KEY

- Increasing Improvement
- Slowing Improvement
- Bouncing Back
- Warning Signs
- Slowing Deterioration
- Increasing Deterioration
- No Change
- Not Classified



SECURITY & RULE OF LAW

SCORE/100 2019 RANK/54 2019 TREND 2010-2019

SECURITY & RULE OF LAW	47.1	31	-3.4
SECURITY & SAFETY	79.3	32	-7.6
Absence of Armed Conflict (ACLED/UCDP)	93.6	37	-5.5
Absence of Violence against Civilians (ACLED/PTS)	51.4	42	-32.1
Absence of Forced Migration (IDMC/UNHCR)	99.1	25	-0.8
Absence of Human Trafficking & Forced Labour (USDS/V-DEM)	58.6	21	+2.3
Absence of Criminality (WHO)	93.7	9	-1.9
RULE OF LAW & JUSTICE	40.2	32	0.0
Executive Compliance with the Rule of Law (V-DEM/WJP)	61.4	22	-2.7
Impartiality of the Judicial System (GI/V-DEM)	29.5	33	+2.0
Judicial Processes (V-DEM/WJP)	25.8	44	-1.9
Equality before the Law (FH/WJP)	59.5	18	+0.6
Law Enforcement (GI/WEF/WJP)	22.1	42	-1.5
Property Rights (BS/V-DEM/WJP)	42.8	39	+3.5
ACCOUNTABILITY & TRANSPARENCY	34.8	31	-11.1
Institutional Checks & Balances (BS/V-DEM/WJP)	33.5	32	-7.5
Civic Checks & Balances (BS/V-DEM/WJP)	53.1	27	-1.8
Absence of Undue Influence on Government (BS/FH)	34.7	30	-36.1
Disclosure of Financial & Judicial Information (GI/IBP/WJP)	27.0	28	-3.9
Accessibility of Information (GI/WJP)	25.4	29	-6.3
ANTI-CORRUPTION	34.1	29	+4.8
Anti-Corruption Mechanisms (BS/GI)	42.9	23	+25.0
Absence of Corruption in State Institutions (V-DEM/WJP)	44.2	26	-5.4
Absence of Corruption in the Public Sector (V-DEM/WEF/WJP)	31.5	38	-2.3
Public Procurement Procedures (GI)	25.0	26	+12.5
Absence of Corruption in the Private Sector (WB/WEF)	27.0	38	-5.5



FOUNDATIONS FOR ECONOMIC OPPORTUNITY

SCORE/100 2019 RANK/54 2019 TREND 2010-2019

FOUNDATIONS FOR ECONOMIC OPPORTUNITY	51.1	20	+5.4
PUBLIC ADMINISTRATION	53.1	24	-0.3
Civil Registration (GI)	75.0	8	+25.0
Capacity of the Statistical System (GI/ODW/WB)	36.1	35	-19.0
Tax & Revenue Mobilisation (AfDB/ICTD&UNU-WIDER/WB)	58.4	10	+2.9
Budgetary & Financial Management (AfDB/WB)	66.6	14	-5.7
Professional Administration (AfDB/GI/WB)	29.6	33	-4.3
BUSINESS ENVIRONMENT	57.8	19	+1.9
Regional Integration (AfDB)	62.5	17	0.0
Trade Environment (WB)	65.8	12	+14.0
Business & Competition Regulation (AfDB/BS/WB/WEF)	44.9	38	-1.3
Access to Financial Services (WB)	.	.	-
Labour Relations (GI/WEF)	58.1	22	-5.2
INFRASTRUCTURE	30.1	40	+12.6
Transport Network (WEF/UPU)	29.3	37	-0.9
Access to Energy (WB)	28.2	43	+13.7
Mobile Communications (ITU)	52.1	35	+29.6
Digital Access (ITU/WB)	11.0	31	+8.3
RURAL SECTOR	63.1	10	+7.2
Rural Land & Water Access (IFAD)	66.2	15	+7.4
Rural Market Access (IFAD)	58.3	10	+16.5
Rural Sector Support (IFAD)	69.6	5	+5.2
Rural Businesses & Organisations (IFAD)	58.6	19	0.0



PARTICIPATION, RIGHTS & INCLUSION

SCORE/100 2019 RANK/54 2019 TREND 2010-2019

PARTICIPATION, RIGHTS & INCLUSION	52.1	18	-5.1
PARTICIPATION	51.5	20	-2.1
Freedom of Association & Assembly (FH/GI)	50.0	13	+12.5
Political Pluralism (GI/V-DEM)	50.2	14	-31.5
Civil Society Space (GI/V-DEM)	78.7	13	+17.8
Democratic Elections (CDD/GI/V-DEM)	27.1	41	-7.4
RIGHTS	60.2	13	-1.7
Personal Liberties (FH/V-DEM/WJP)	47.4	21	-5.2
Freedom of Expression & Belief (FH/V-DEM/WJP)	61.2	30	-19.8
Media Freedom (GI/V-DEM/RSF)	53.5	34	-7.8
Digital Rights (DSP & V-DEM/GI)	94.2	2	-3.9
Protection against Discrimination (GI)	44.4	3	+27.7
INCLUSION & EQUALITY	46.2	26	-7.1
Equal Political Power (V-DEM)	53.9	20	-0.5
Equal Political Representation (FH/IPU/V-DEM)	45.4	25	-19.8
Equal Civil Liberties (V-DEM)	61.3	22	-2.6
Equal Socioeconomic Opportunity (GI/V-DEM)	39.8	30	-11.6
Equal Access to Public Services (V-DEM)	30.8	37	-0.7
GENDER	50.6	29	-9.2
Political Power & Representation of Women (GI/IPU/V-DEM)	55.7	17	+4.7
Equal Civil Liberties for Women (V-DEM)	90.7	6	+4.4
Socioeconomic Opportunity for Women (GI/V-DEM)	53.2	21	+0.8
Equal Access to Public Services for Women (V-DEM)	28.4	44	+2.5
Laws on Violence against Women (OECD)	25.0	20	-58.3



HUMAN DEVELOPMENT

SCORE/100 2019 RANK/54 2019 TREND 2010-2019

HUMAN DEVELOPMENT	45.7	40	+2.3
HEALTH	62.2	25	+15.7
Access to Healthcare (V-DEM/WHO)	69.3	6	+8.0
Access to Water & Sanitation (WHO & UNICEF)	30.2	42	+12.4
Control of Communicable Diseases (UNAIDS/WHO)	72.4	39	+17.0
Control of Non-Communicable Diseases (IHME)	62.4	36	0.0
Control of Child & Maternal Mortality (IGCME/MMEIG)	70.2	31	+15.0
Compliance with International Health Regulations (IHR) (WHO)	68.6	18	+41.3
EDUCATION	41.6	38	0.0
Equality in Education (V-DEM/WB)	42.0	38	+7.1
Education Enrolment (UNESCO)	32.5	26	+5.1
Education Completion (UNDP/WB)	36.7	42	-3.7
Human Resources in Education (UNESCO)	68.6	28	+14.7
Education Quality (BS/WB/WEF)	28.3	39	-23.0
SOCIAL PROTECTION	26.1	45	-10.2
Social Safety Nets (BS/GI)	26.8	32	-7.1
Poverty Reduction Policies (AfDB/BS/WB)	36.8	36	-12.2
Socioeconomic Inequality Mitigation (AfDB/WB/WID.World)	32.3	42	-11.4
Access to Housing (CAHF/UN-Habitat)	11.6	48	+1.5
Absence of Undernourishment (FAO)	23.2	32	-21.4
SUSTAINABLE ENVIRONMENT	53.0	34	+3.7
Promotion of Environmental Sustainability (AfDB/BS/WB)	63.1	12	+7.1
Enforcement of Environmental Policies (WEF/WJP)	43.2	28	-2.1
Air Quality (HEI & IHME)	55.2	39	+12.3
Sustainable Management of Land & Forests (FAO/WB/WRI)	45.6	50	-2.4
Land & Water Biodiversity (WB/Yale & Columbia)	57.8	17	+3.3

2020 IAG Scores, Ranks & Trends - Namibia

122



OVERALL GOVERNANCE

2019 SCORE/100	2019 RANK/54	TREND 2010-2019
65.1	7 th	+3.4

TREND CLASSIFICATION KEY

- Increasing Improvement
- Warning Signs
- No Change
- Slowing Improvement
- Slowing Deterioration
- Not Classified
- Bouncing Back
- Increasing Deterioration



SECURITY & RULE OF LAW

SCORE/100 2019 RANK/54 2019 TREND 2010-2019

SECURITY & RULE OF LAW	SCORE/100	RANK/54	TREND
SECURITY & SAFETY	84.9	18	+0.8
Absence of Armed Conflict (ACLED/UCDP)	100.0	1	+0.2
Absence of Violence against Civilians (ACLED/PTS)	98.8	5	+5.3
Absence of Forced Migration (IDMC/UNHCR)	99.7	15	+0.6
Absence of Human Trafficking & Forced Labour (USDS/V-DEM)	64.1	14	+1.3
Absence of Criminality (WHO)	62.0	51	-3.4
RULE OF LAW & JUSTICE	71.8	6	-0.4
Executive Compliance with the Rule of Law (V-DEM/WJP)	76.3	12	-6.3
Impartiality of the Judicial System (GI/V-DEM)	86.8	5	+2.0
Judicial Processes (V-DEM/WJP)	64.2	13	-2.4
Equality before the Law (FH/WJP)	73.0	7	+1.7
Law Enforcement (GI/WEF/WJP)	49.9	14	+1.8
Property Rights (BS/V-DEM/WJP)	80.5	5	+0.8
ACCOUNTABILITY & TRANSPARENCY	64.0	6	-3.8
Institutional Checks & Balances (BS/V-DEM/WJP)	71.0	7	-8.1
Civic Checks & Balances (BS/V-DEM/WJP)	78.7	4	-0.4
Absence of Undue Influence on Government (BS/FH)	81.9	6	0.0
Disclosure of Financial & Judicial Information (GI/IBP/WJP)	45.9	11	+3.6
Accessibility of Information (GI/WJP)	42.3	9	-14.0
ANTI-CORRUPTION	57.6	8	-4.6
Anti-Corruption Mechanisms (BS/GI)	44.0	21	-4.8
Absence of Corruption in State Institutions (V-DEM/WJP)	73.1	7	-3.5
Absence of Corruption in the Public Sector (V-DEM/WEF/WJP)	64.3	9	-6.0
Public Procurement Procedures (GI)	37.5	17	0.0
Absence of Corruption in the Private Sector (WB/WEF)	69.2	5	-8.6



FOUNDATIONS FOR ECONOMIC OPPORTUNITY

SCORE/100 2019 RANK/54 2019 TREND 2010-2019

FOUNDATIONS FOR ECONOMIC OPPORTUNITY	SCORE/100	RANK/54	TREND
FOUNDATIONS FOR ECONOMIC OPPORTUNITY	62.7	9	+12.8
PUBLIC ADMINISTRATION	63.3	4	+7.6
Civil Registration (GI)	100.0	1	0.0
Capacity of the Statistical System (GI/ODW/WB)	49.0	22	+1.6
Tax & Revenue Mobilisation (AfDB/ICTD&UNU-WIDER/WB)	54.3	12	+3.9
Budgetary & Financial Management (AfDB/WB)	.	.	-
Professional Administration (AfDB/GI/WB)	50.0	15	+25.0
BUSINESS ENVIRONMENT	73.9	3	+17.8
Regional Integration (AfDB)	.	.	-
Trade Environment (WB)	62.5	17	+20.9
Business & Competition Regulation (AfDB/BS/WB/WEF)	70.0	5	+11.3
Access to Financial Services (WB)	88.1	2	+29.4
Labour Relations (GI/WEF)	75.0	2	+9.7
INFRASTRUCTURE	51.0	15	+13.1
Transport Network (WEF/UPU)	67.3	6	-7.2
Access to Energy (WB)	51.9	26	+9.9
Mobile Communications (ITU)	50.0	38	+22.4
Digital Access (ITU/WB)	34.7	14	+27.5
RURAL SECTOR	.	.	-
Rural Land & Water Access (IFAD)	.	.	-
Rural Market Access (IFAD)	.	.	-
Rural Sector Support (IFAD)	.	.	-
Rural Businesses & Organisations (IFAD)	.	.	-



PARTICIPATION, RIGHTS & INCLUSION

SCORE/100 2019 RANK/54 2019 TREND 2010-2019

PARTICIPATION, RIGHTS & INCLUSION	SCORE/100	RANK/54	TREND
PARTICIPATION, RIGHTS & INCLUSION	67.0	8	-1.8
PARTICIPATION	76.2	6	-2.5
Freedom of Association & Assembly (FH/GI)	75.0	7	-25.0
Political Pluralism (GI/V-DEM)	68.0	4	+13.3
Civil Society Space (GI/V-DEM)	87.8	7	-10.2
Democratic Elections (CDD/GI/V-DEM)	73.8	6	+11.9
RIGHTS	71.9	4	-1.5
Personal Liberties (FH/V-DEM/WJP)	73.0	4	+0.9
Freedom of Expression & Belief (FH/V-DEM/WJP)	85.2	11	+1.4
Media Freedom (GI/V-DEM/RSF)	80.7	4	-12.9
Digital Rights (DSP & V-DEM/GI)	87.1	5	+3.0
Protection against Discrimination (GI)	33.3	8	0.0
INCLUSION & EQUALITY	55.0	17	-4.6
Equal Political Power (V-DEM)	51.3	23	-4.7
Equal Political Representation (FH/IPU/V-DEM)	58.2	11	+0.2
Equal Civil Liberties (V-DEM)	64.1	17	-8.6
Equal Socioeconomic Opportunity (GI/V-DEM)	53.4	20	-4.3
Equal Access to Public Services (V-DEM)	48.1	14	-5.5
GENDER	65.1	7	+1.7
Political Power & Representation of Women (GI/IPU/V-DEM)	55.3	19	+17.9
Equal Civil Liberties for Women (V-DEM)	74.0	31	+1.7
Socioeconomic Opportunity for Women (GI/V-DEM)	62.4	13	-2.6
Equal Access to Public Services for Women (V-DEM)	58.8	18	0.0
Laws on Violence against Women (OECD)	75.0	1	-8.3



HUMAN DEVELOPMENT

SCORE/100 2019 RANK/54 2019 TREND 2010-2019

HUMAN DEVELOPMENT	SCORE/100	RANK/54	TREND
HUMAN DEVELOPMENT	60.9	12	+4.2
HEALTH	71.5	11	+4.6
Access to Healthcare (V-DEM/WHO)	59.5	15	-9.6
Access to Water & Sanitation (WHO & UNICEF)	51.9	19	+3.3
Control of Communicable Diseases (UNAIDS/WHO)	78.9	30	+14.8
Control of Non-Communicable Diseases (IHME)	75.8	13	+1.2
Control of Child & Maternal Mortality (ICGME/MMEIG)	84.9	12	+5.6
Compliance with International Health Regulations (IHR) (WHO)	78.3	7	+12.6
EDUCATION	60.9	12	+4.4
Equality in Education (V-DEM/WB)	48.3	28	-0.5
Education Enrolment (UNESCO)	45.7	11	+9.3
Education Completion (UNDP/WB)	74.4	9	+8.8
Human Resources in Education (UNESCO)	82.5	11	-3.4
Education Quality (BS/WB/WEF)	53.5	15	+7.9
SOCIAL PROTECTION	46.5	23	+9.2
Social Safety Nets (BS/GI)	60.7	6	+4.2
Poverty Reduction Policies (AfDB/BS/WB)	33.3	43	0.0
Socioeconomic Inequality Mitigation (AfDB/WB/WID.World)	2.4	53	+2.4
Access to Housing (CAHF/UN-Habitat)	67.4	5	+4.8
Absence of Undernourishment (FAO)	68.9	17	+34.7
SUSTAINABLE ENVIRONMENT	64.7	11	-1.2
Promotion of Environmental Sustainability (AfDB/BS/WB)	57.1	18	-14.3
Enforcement of Environmental Policies (WEF/WJP)	69.1	6	-0.3
Air Quality (HEI & IHME)	81.4	14	+8.2
Sustainable Management of Land & Forests (FAO/WB/WRI)	58.8	33	+0.2
Land & Water Biodiversity (WB/Yale & Columbia)	56.9	19	0.0



OVERALL GOVERNANCE

2019 SCORE/100	2019 RANK/54	TREND 2010-2019
47.8	28 th	+0.4

TREND CLASSIFICATION KEY

- Increasing Improvement
- Slowing Improvement
- Bouncing Back
- Warning Signs
- Slowing Deterioration
- Increasing Deterioration
- No Change
- Not Classified



SECURITY & RULE OF LAW

SCORE/100 2019 RANK/54 2019 TREND 2010-2019

SECURITY & RULE OF LAW	SCORE/100	RANK/54	TREND
SECURITY & RULE OF LAW	52.7	24	-0.4
SECURITY & SAFETY	75.9	38	-6.0
Absence of Armed Conflict (ACLED/UCDP)	87.7	39	-11.8
Absence of Violence against Civilians (ACLED/PTS)	51.1	43	-35.8
Absence of Forced Migration (IDMC/UNHCR)	97.9	32	-1.9
Absence of Human Trafficking & Forced Labour (USDS/V-DEM)	62.2	17	+17.2
Absence of Criminality (WHO)	80.9	36	+2.5
RULE OF LAW & JUSTICE	47.1	23	+7.5
Executive Compliance with the Rule of Law (V-DEM/WJP)	67.3	17	+6.3
Impartiality of the Judicial System (GI/V-DEM)	28.0	35	-10.0
Judicial Processes (V-DEM/WJP)	47.0	24	+6.3
Equality before the Law (FH/WJP)	53.2	24	+5.4
Law Enforcement (GI/WEF/WJP)	41.2	21	+28.7
Property Rights (BS/V-DEM/WJP)	46.1	36	+8.9
ACCOUNTABILITY & TRANSPARENCY	41.2	27	-3.2
Institutional Checks & Balances (BS/V-DEM/WJP)	60.5	13	-0.6
Civic Checks & Balances (BS/V-DEM/WJP)	53.9	25	-5.2
Absence of Undue Influence on Government (BS/FH)	58.3	17	-18.1
Disclosure of Financial & Judicial Information (GI/IBP/WJP)	18.3	40	+6.6
Accessibility of Information (GI/WJP)	14.9	38	+1.2
ANTI-CORRUPTION	46.6	18	+0.1
Anti-Corruption Mechanisms (BS/GI)	34.5	27	-13.1
Absence of Corruption in State Institutions (V-DEM/WJP)	48.2	22	+3.7
Absence of Corruption in the Public Sector (V-DEM/WEF/WJP)	48.0	18	-2.2
Public Procurement Procedures (GI)	62.5	6	+12.5
Absence of Corruption in the Private Sector (WB/WEF)	40.0	24	0.0



FOUNDATIONS FOR ECONOMIC OPPORTUNITY

SCORE/100 2019 RANK/54 2019 TREND 2010-2019

FOUNDATIONS FOR ECONOMIC OPPORTUNITY	SCORE/100	RANK/54	TREND
FOUNDATIONS FOR ECONOMIC OPPORTUNITY	43.0	36	+2.8
PUBLIC ADMINISTRATION	50.4	27	+0.4
Civil Registration (GI)	50.0	32	-12.5
Capacity of the Statistical System (GI/ODW/WB)	50.0	19	+4.2
Tax & Revenue Mobilisation (AfDB/ICTD&UNU-WIDER/WB)	40.2	34	-0.1
Budgetary & Financial Management (AfDB/WB)	63.9	16	-7.1
Professional Administration (AfDB/GI/WB)	48.1	20	+17.6
BUSINESS ENVIRONMENT	53.8	24	+7.9
Regional Integration (AfDB)	68.8	10	+6.3
Trade Environment (WB)	45.6	36	-4.7
Business & Competition Regulation (AfDB/BS/WB/WEF)	69.2	6	+3.6
Access to Financial Services (WB)	10.5	38	+9.6
Labour Relations (GI/WEF)	75.0	2	+25.0
INFRASTRUCTURE	18.5	51	+5.5
Transport Network (WEF/UPU)	15.0	44	-1.7
Access to Energy (WB)	14.1	51	+4.9
Mobile Communications (ITU)	36.7	48	+11.2
Digital Access (ITU/WB)	8.2	39	+7.7
RURAL SECTOR	49.2	31	-2.7
Rural Land & Water Access (IFAD)	36.8	42	0.0
Rural Market Access (IFAD)	50.0	15	0.0
Rural Sector Support (IFAD)	50.9	29	-10.8
Rural Businesses & Organisations (IFAD)	59.2	18	0.0



PARTICIPATION, RIGHTS & INCLUSION

SCORE/100 2019 RANK/54 2019 TREND 2010-2019

PARTICIPATION, RIGHTS & INCLUSION	SCORE/100	RANK/54	TREND
PARTICIPATION, RIGHTS & INCLUSION	49.5	20	-7.2
PARTICIPATION	42.7	23	-19.7
Freedom of Association & Assembly (FH/GI)	37.5	17	-25.0
Political Pluralism (GI/V-DEM)	52.5	11	-14.6
Civil Society Space (GI/V-DEM)	44.9	29	-45.9
Democratic Elections (CDD/GI/V-DEM)	36.0	28	+7.0
RIGHTS	49.3	25	-4.2
Personal Liberties (FH/V-DEM/WJP)	40.0	28	-4.6
Freedom of Expression & Belief (FH/V-DEM/WJP)	67.0	26	-6.5
Media Freedom (GI/V-DEM/RSF)	59.5	22	-16.8
Digital Rights (DSP & V-DEM/GI)	38.5	42	-18.2
Protection against Discrimination (GI)	41.7	4	+25.0
INCLUSION & EQUALITY	58.5	12	-0.9
Equal Political Power (V-DEM)	62.2	7	-1.6
Equal Political Representation (FH/IPU/V-DEM)	45.0	26	+5.9
Equal Civil Liberties (V-DEM)	72.0	9	-4.6
Equal Socioeconomic Opportunity (GI/V-DEM)	73.3	9	-4.3
Equal Access to Public Services (V-DEM)	40.0	23	0.0
GENDER	47.5	31	-3.9
Political Power & Representation of Women (GI/IPU/V-DEM)	29.8	47	-18.3
Equal Civil Liberties for Women (V-DEM)	84.7	16	-1.1
Socioeconomic Opportunity for Women (GI/V-DEM)	69.4	8	+24.9
Equal Access to Public Services for Women (V-DEM)	28.7	43	0.0
Laws on Violence against Women (OECD)	25.0	20	-25.0



HUMAN DEVELOPMENT

SCORE/100 2019 RANK/54 2019 TREND 2010-2019

HUMAN DEVELOPMENT	SCORE/100	RANK/54	TREND
HUMAN DEVELOPMENT	46.0	38	+6.3
HEALTH	58.2	30	+6.3
Access to Healthcare (V-DEM/WHO)	42.8	32	+8.1
Access to Water & Sanitation (WHO & UNICEF)	17.2	52	+7.6
Control of Communicable Diseases (UNAIDS/WHO)	75.6	32	+6.0
Control of Non-Communicable Diseases (IHME)	82.0	4	-2.2
Control of Child & Maternal Mortality (IGCME/MMEIG)	58.4	40	+18.7
Compliance with International Health Regulations (IHR) (WHO)	73.3	13	-0.4
EDUCATION	29.2	48	+3.7
Equality in Education (V-DEM/WB)	40.5	41	+5.7
Education Enrolment (UNESCO)	10.4	49	+8.5
Education Completion (UNDP/WB)	34.0	44	+26.8
Human Resources in Education (UNESCO)	60.9	39	+10.8
Education Quality (BS/WB/WEF)	0.0	48	-33.3
SOCIAL PROTECTION	40.1	31	+1.5
Social Safety Nets (BS/GI)	22.6	37	-16.7
Poverty Reduction Policies (AfDB/BS/WB)	44.0	29	+3.8
Socioeconomic Inequality Mitigation (AfDB/WB/WID.World)	72.0	6	+7.8
Access to Housing (CAHF/UN-Habitat)	21.9	37	+11.3
Absence of Undernourishment (FAO)	.	.	-
SUSTAINABLE ENVIRONMENT	56.4	26	+13.7
Promotion of Environmental Sustainability (AfDB/BS/WB)	48.8	32	+2.8
Enforcement of Environmental Policies (WEF/WJP)	49.0	22	+17.2
Air Quality (HEI & IHME)	43.9	46	+7.4
Sustainable Management of Land & Forests (FAO/WB/WRI)	54.6	35	+7.0
Land & Water Biodiversity (WB/Yale & Columbia)	85.5	10	+33.8

2020 IAG Scores, Ranks & Trends - Nigeria

124



OVERALL GOVERNANCE

2019 SCORE/100	2019 RANK/54	TREND 2010-2019
45.5	34 th	-1.6

TREND CLASSIFICATION KEY

- Increasing Improvement
- Warning Signs
- No Change
- Slowing Improvement
- Slowing Deterioration
- Not Classified
- Bouncing Back
- Increasing Deterioration



SECURITY & RULE OF LAW

SCORE/100 2019 RANK/54 2019 TREND 2010-2019

SECURITY & RULE OF LAW	SCORE/100	RANK/54	TREND
SECURITY & SAFETY	51.1	51	-24.7
Absence of Armed Conflict (ACLED/UCDP)	8.3	54	-58.9
Absence of Violence against Civilians (ACLED/PTS)	17.9	50	-30.6
Absence of Forced Migration (IDMC/UNHCR)	95.6	38	+0.3
Absence of Human Trafficking & Forced Labour (USDS/V-DEM)	51.9	28	-37.0
Absence of Criminality (WHO)	81.8	33	+2.7
RULE OF LAW & JUSTICE	47.0	25	+4.1
Executive Compliance with the Rule of Law (V-DEM/WJP)	44.6	35	+3.1
Impartiality of the Judicial System (GI/V-DEM)	56.4	15	-5.0
Judicial Processes (V-DEM/WJP)	42.9	27	+1.1
Equality before the Law (FH/WJP)	45.1	29	+1.3
Law Enforcement (GI/WEF/WJP)	34.9	25	+21.1
Property Rights (BS/V-DEM/WJP)	58.1	22	+3.3
ACCOUNTABILITY & TRANSPARENCY	49.5	16	+4.4
Institutional Checks & Balances (BS/V-DEM/WJP)	55.3	19	-10.9
Civic Checks & Balances (BS/V-DEM/WJP)	61.4	18	+3.2
Absence of Undue Influence on Government (BS/FH)	58.3	17	+27.7
Disclosure of Financial & Judicial Information (GI/IBP/WJP)	30.3	25	+1.7
Accessibility of Information (GI/WJP)	42.1	10	0.0
ANTI-CORRUPTION	29.5	38	+3.3
Anti-Corruption Mechanisms (BS/GI)	47.6	15	+16.6
Absence of Corruption in State Institutions (V-DEM/WJP)	26.4	42	+5.2
Absence of Corruption in the Public Sector (V-DEM/WEF/WJP)	29.8	40	+11.3
Public Procurement Procedures (GI)	25.0	26	-12.5
Absence of Corruption in the Private Sector (WB/WEF)	19.0	49	-3.9



FOUNDATIONS FOR ECONOMIC OPPORTUNITY

SCORE/100 2019 RANK/54 2019 TREND 2010-2019

FOUNDATIONS FOR ECONOMIC OPPORTUNITY	SCORE/100	RANK/54	TREND
FOUNDATIONS FOR ECONOMIC OPPORTUNITY	47.8	28	+1.0
PUBLIC ADMINISTRATION	50.1	28	-2.5
Civil Registration (GI)	50.0	32	-12.5
Capacity of the Statistical System (GI/ODW/WB)	55.9	15	-3.9
Tax & Revenue Mobilisation (AfDB/ICTD&UNU-WIDER/WB)	50.0	15	0.0
Budgetary & Financial Management (AfDB/WB)	57.1	24	0.0
Professional Administration (AfDB/GI/WB)	37.5	26	+4.2
BUSINESS ENVIRONMENT	45.5	33	+0.8
Regional Integration (AfDB)	.	.	-
Trade Environment (WB)	30.5	48	+0.6
Business & Competition Regulation (AfDB/BS/WB/WEF)	58.9	18	+0.6
Access to Financial Services (WB)	38.6	12	+0.7
Labour Relations (GI/WEF)	54.0	25	+1.2
INFRASTRUCTURE	48.4	16	+11.4
Transport Network (WEF/UPU)	37.2	24	-5.2
Access to Energy (WB)	54.6	25	+8.8
Mobile Communications (ITU)	70.4	13	+20.9
Digital Access (ITU/WB)	31.2	15	+20.8
RURAL SECTOR	47.1	33	-5.9
Rural Land & Water Access (IFAD)	50.8	32	+3.0
Rural Market Access (IFAD)	33.5	33	-29.0
Rural Sector Support (IFAD)	49.0	31	-5.7
Rural Businesses & Organisations (IFAD)	55.0	23	+7.8



PARTICIPATION, RIGHTS & INCLUSION

SCORE/100 2019 RANK/54 2019 TREND 2010-2019

PARTICIPATION, RIGHTS & INCLUSION	SCORE/100	RANK/54	TREND
PARTICIPATION, RIGHTS & INCLUSION	43.6	32	-3.7
PARTICIPATION	42.5	25	-11.2
Freedom of Association & Assembly (FH/GI)	37.5	17	-12.5
Political Pluralism (GI/V-DEM)	44.0	22	+3.0
Civil Society Space (GI/V-DEM)	49.9	26	-40.9
Democratic Elections (CDD/GI/V-DEM)	38.4	25	+5.3
RIGHTS	46.0	29	-4.6
Personal Liberties (FH/V-DEM/WJP)	49.9	20	-5.8
Freedom of Expression & Belief (FH/V-DEM/WJP)	62.9	27	+2.1
Media Freedom (GI/V-DEM/RSF)	51.8	35	-19.8
Digital Rights (DSP & V-DEM/GI)	57.3	28	-7.7
Protection against Discrimination (GI)	8.3	26	+8.3
INCLUSION & EQUALITY	44.7	29	+1.4
Equal Political Power (V-DEM)	32.4	38	-4.3
Equal Political Representation (FH/IPU/V-DEM)	48.2	22	+2.0
Equal Civil Liberties (V-DEM)	61.7	21	+2.8
Equal Socioeconomic Opportunity (GI/V-DEM)	46.5	25	+6.3
Equal Access to Public Services (V-DEM)	34.6	33	0.0
GENDER	41.1	40	-0.4
Political Power & Representation of Women (GI/IPU/V-DEM)	33.0	43	-3.8
Equal Civil Liberties for Women (V-DEM)	76.7	28	-2.2
Socioeconomic Opportunity for Women (GI/V-DEM)	38.1	36	+12.5
Equal Access to Public Services for Women (V-DEM)	33.0	38	0.0
Laws on Violence against Women (OECD)	25.0	20	-8.3



HUMAN DEVELOPMENT

SCORE/100 2019 RANK/54 2019 TREND 2010-2019

HUMAN DEVELOPMENT	SCORE/100	RANK/54	TREND
HUMAN DEVELOPMENT	46.5	37	-0.2
HEALTH	49.8	48	+4.9
Access to Healthcare (V-DEM/WHO)	11.9	50	-2.2
Access to Water & Sanitation (WHO & UNICEF)	52.6	18	+6.7
Control of Communicable Diseases (UNAIDS/WHO)	61.3	46	+7.1
Control of Non-Communicable Diseases (IHME)	92.1	1	-2.1
Control of Child & Maternal Mortality (ICGME/MMEIG)	31.0	51	+7.4
Compliance with International Health Regulations (IHR) (WHO)	50.1	35	+12.7
EDUCATION	36.5	45	-8.1
Equality in Education (V-DEM/WB)	46.7	32	+6.1
Education Enrolment (UNESCO)	25.9	34	-0.3
Education Completion (UNDP/WB)	44.6	35	+0.9
Human Resources in Education (UNESCO)	.	.	-
Education Quality (BS/WB/WEF)	28.8	38	-21.1
SOCIAL PROTECTION	50.0	16	+0.3
Social Safety Nets (BS/GI)	33.9	20	+4.1
Poverty Reduction Policies (AfDB/BS/WB)	56.3	14	+10.3
Socioeconomic Inequality Mitigation (AfDB/WB/WID.World)	48.3	26	0.0
Access to Housing (CAHF/UN-Habitat)	37.3	17	+0.6
Absence of Undernourishment (FAO)	74.2	16	-13.3
SUSTAINABLE ENVIRONMENT	49.8	39	+2.1
Promotion of Environmental Sustainability (AfDB/BS/WB)	50.0	29	+7.1
Enforcement of Environmental Policies (WEF/WJP)	38.7	33	-0.2
Air Quality (HEI & IHME)	67.5	29	+9.5
Sustainable Management of Land & Forests (FAO/WB/WRI)	53.4	37	-6.0
Land & Water Biodiversity (WB/Yale & Columbia)	39.2	36	0.0



OVERALL GOVERNANCE

2019 SCORE/100	2019 RANK/54	TREND 2010-2019
60.5	11 th	+3.7

TREND CLASSIFICATION KEY

- Increasing Improvement
- Slowing Improvement
- Bouncing Back
- Warning Signs
- Slowing Deterioration
- Increasing Deterioration
- No Change
- Not Classified



SECURITY & RULE OF LAW

SCORE/100 2019 RANK/54 2019 TREND 2010-2019

SECURITY & RULE OF LAW	66.0	11	+0.5
SECURITY & SAFETY	81.8	27	-1.8
Absence of Armed Conflict (ACLED/UCDP)	98.9	29	-0.7
Absence of Violence against Civilians (ACLED/PTS)	85.7	25	+6.4
Absence of Forced Migration (IDMC/UNHCR)	63.5	50	-15.0
Absence of Human Trafficking & Forced Labour (USDS/V-DEM)	67.7	8	-3.5
Absence of Criminality (WHO)	93.2	10	+3.7
RULE OF LAW & JUSTICE	62.8	12	+0.9
Executive Compliance with the Rule of Law (V-DEM/WJP)	52.1	29	+4.6
Impartiality of the Judicial System (GI/V-DEM)	41.3	23	+5.6
Judicial Processes (V-DEM/WJP)	79.9	4	-0.6
Equality before the Law (FH/WJP)	59.2	19	-6.4
Law Enforcement (GI/WEF/WJP)	79.8	2	+3.5
Property Rights (BS/V-DEM/WJP)	64.5	15	-1.6
ACCOUNTABILITY & TRANSPARENCY	41.5	26	+1.0
Institutional Checks & Balances (BS/V-DEM/WJP)	37.7	30	-4.3
Civic Checks & Balances (BS/V-DEM/WJP)	55.3	23	-4.5
Absence of Undue Influence on Government (BS/FH)	18.1	33	0.0
Disclosure of Financial & Judicial Information (GI/IBP/WJP)	43.2	13	+5.9
Accessibility of Information (GI/WJP)	53.2	3	+7.9
ANTI-CORRUPTION	77.8	1	+1.9
Anti-Corruption Mechanisms (BS/GI)	69.0	2	+16.6
Absence of Corruption in State Institutions (V-DEM/WJP)	76.1	5	+15.1
Absence of Corruption in the Public Sector (V-DEM/WEF/WJP)	87.6	1	-2.2
Public Procurement Procedures (GI)	75.0	2	-12.5
Absence of Corruption in the Private Sector (WB/WEF)	81.1	2	-7.6



FOUNDATIONS FOR ECONOMIC OPPORTUNITY

SCORE/100 2019 RANK/54 2019 TREND 2010-2019

FOUNDATIONS FOR ECONOMIC OPPORTUNITY	67.6	4	+13.2
PUBLIC ADMINISTRATION	72.7	2	+8.3
Civil Registration (GI)	62.5	20	0.0
Capacity of the Statistical System (GI/ODW/WB)	59.4	10	-7.6
Tax & Revenue Mobilisation (AfDB/ICTD&UNU-WIDER/WB)	61.2	5	+14.0
Budgetary & Financial Management (AfDB/WB)	92.9	1	+14.7
Professional Administration (AfDB/GI/WB)	87.5	1	+20.3
BUSINESS ENVIRONMENT	73.8	4	+13.0
Regional Integration (AfDB)	100.0	1	+12.5
Trade Environment (WB)	70.2	8	+22.4
Business & Competition Regulation (AfDB/BS/WB/WEF)	84.6	1	+11.8
Access to Financial Services (WB)	43.2	10	+9.9
Labour Relations (GI/WEF)	70.8	9	+8.3
INFRASTRUCTURE	44.4	20	+18.6
Transport Network (WEF/UPU)	60.2	10	+2.0
Access to Energy (WB)	31.9	41	+26.1
Mobile Communications (ITU)	72.2	11	+34.1
Digital Access (ITU/WB)	13.2	28	+12.2
RURAL SECTOR	79.4	4	+12.7
Rural Land & Water Access (IFAD)	84.9	3	+7.4
Rural Market Access (IFAD)	66.8	3	+8.5
Rural Sector Support (IFAD)	93.7	1	+19.2
Rural Businesses & Organisations (IFAD)	72.1	6	+15.7



PARTICIPATION, RIGHTS & INCLUSION

SCORE/100 2019 RANK/54 2019 TREND 2010-2019

PARTICIPATION, RIGHTS & INCLUSION	44.5	31	-2.4
PARTICIPATION	30.2	37	-5.5
Freedom of Association & Assembly (FH/GI)	0.0	47	-12.5
Political Pluralism (GI/V-DEM)	35.0	30	-7.7
Civil Society Space (GI/V-DEM)	38.0	36	-3.3
Democratic Elections (CDD/GI/V-DEM)	47.9	21	+1.6
RIGHTS	29.1	45	-6.8
Personal Liberties (FH/V-DEM/WJP)	36.9	32	-14.8
Freedom of Expression & Belief (FH/V-DEM/WJP)	32.4	46	-6.1
Media Freedom (GI/V-DEM/RSF)	30.6	47	-1.6
Digital Rights (DSP & V-DEM/GI)	29.0	45	-11.2
Protection against Discrimination (GI)	16.7	18	0.0
INCLUSION & EQUALITY	42.7	32	+3.6
Equal Political Power (V-DEM)	33.6	36	+14.6
Equal Political Representation (FH/IPU/V-DEM)	43.3	28	-1.6
Equal Civil Liberties (V-DEM)	62.4	19	+1.4
Equal Socioeconomic Opportunity (GI/V-DEM)	32.3	40	+4.1
Equal Access to Public Services (V-DEM)	41.8	20	-0.8
GENDER	76.1	2	-0.8
Political Power & Representation of Women (GI/IPU/V-DEM)	97.3	1	+11.5
Equal Civil Liberties for Women (V-DEM)	94.8	2	-4.8
Socioeconomic Opportunity for Women (GI/V-DEM)	74.3	4	+13.8
Equal Access to Public Services for Women (V-DEM)	63.9	11	+0.1
Laws on Violence against Women (OECD)	50.0	3	-25.0



HUMAN DEVELOPMENT

SCORE/100 2019 RANK/54 2019 TREND 2010-2019

HUMAN DEVELOPMENT	64.0	10	+3.6
HEALTH	73.4	8	+9.5
Access to Healthcare (V-DEM/WHO)	74.0	4	-5.8
Access to Water & Sanitation (WHO & UNICEF)	40.5	29	+4.6
Control of Communicable Diseases (UNAIDS/WHO)	96.5	3	+12.2
Control of Non-Communicable Diseases (IHME)	79.5	5	+0.5
Control of Child & Maternal Mortality (IGCME/MMEIG)	84.3	13	+14.1
Compliance with International Health Regulations (IHR) (WHO)	65.7	20	+31.4
EDUCATION	62.5	8	+5.4
Equality in Education (V-DEM/WB)	75.4	5	+5.0
Education Enrolment (UNESCO)	34.8	24	+0.1
Education Completion (UNDP/WB)	63.7	21	+9.1
Human Resources in Education (UNESCO)	64.0	36	+5.3
Education Quality (BS/WB/WEF)	74.6	3	+7.7
SOCIAL PROTECTION	49.9	17	-2.6
Social Safety Nets (BS/GI)	45.2	12	0.0
Poverty Reduction Policies (AfDB/BS/WB)	70.6	3	+10.9
Socioeconomic Inequality Mitigation (AfDB/WB/WID.World)	85.8	2	-8.0
Access to Housing (CAHF/UN-Habitat)	32.2	22	+13.6
Absence of Undernourishment (FAO)	15.6	34	-29.8
SUSTAINABLE ENVIRONMENT	70.3	4	+2.3
Promotion of Environmental Sustainability (AfDB/BS/WB)	90.1	2	+17.1
Enforcement of Environmental Policies (WEF/WJP)	79.6	2	-20.4
Air Quality (HEI & IHME)	71.0	23	+11.0
Sustainable Management of Land & Forests (FAO/WB/WRI)	59.4	31	+3.8
Land & Water Biodiversity (WB/Yale & Columbia)	51.5	23	0.0

2020 IAG Scores, Ranks & Trends - São Tomé and Príncipe

126



OVERALL GOVERNANCE

2019 SCORE/100	2019 RANK/54	TREND 2010-2019
60.4	12 th	+2.8

TREND CLASSIFICATION KEY

- Increasing Improvement
- Warning Signs
- No Change
- Slowing Improvement
- Slowing Deterioration
- Not Classified
- Bouncing Back
- Increasing Deterioration



SECURITY & RULE OF LAW

SCORE/100 2019 RANK/54 2019 TREND 2010-2019

SECURITY & RULE OF LAW	SCORE/100	RANK/54	TREND
SECURITY & SAFETY	97.4	1	+0.8
Absence of Armed Conflict (ACLED/UCDP)	100.0	1	0.0
Absence of Violence against Civilians (ACLED/PTS)	100.0	1	0.0
Absence of Forced Migration (IDMC/UNHCR)	99.8	9	+0.1
Absence of Human Trafficking & Forced Labour (USDS/V-DEM)	98.8	1	+1.8
Absence of Criminality (WHO)	88.3	19	+1.9
RULE OF LAW & JUSTICE	63.8	11	-4.9
Executive Compliance with the Rule of Law (V-DEM/WJP)	77.6	10	+0.6
Impartiality of the Judicial System (GI/V-DEM)	37.5	30	-8.3
Judicial Processes (V-DEM/WJP)	83.6	2	+2.5
Equality before the Law (FH/WJP)	100.0	1	0.0
Law Enforcement (GI/WEF/WJP)	0.0	47	-25.0
Property Rights (BS/V-DEM/WJP)	84.0	3	+0.8
ACCOUNTABILITY & TRANSPARENCY	58.4	8	-0.6
Institutional Checks & Balances (BS/V-DEM/WJP)	91.9	2	-0.7
Civic Checks & Balances (BS/V-DEM/WJP)	60.6	19	-5.8
Absence of Undue Influence on Government (BS/FH)	100.0	1	0.0
Disclosure of Financial & Judicial Information (GI/IBP/WJP)	25.4	29	+8.7
Accessibility of Information (GI/WJP)	13.9	40	-5.5
ANTI-CORRUPTION	50.6	15	+4.8
Anti-Corruption Mechanisms (BS/GI)	12.5	47	+12.5
Absence of Corruption in State Institutions (V-DEM/WJP)	76.9	4	+5.0
Absence of Corruption in the Public Sector (V-DEM/WEF/WJP)	78.8	3	+6.7
Public Procurement Procedures (GI)	25.0	26	0.0
Absence of Corruption in the Private Sector (WB/WEF)	60.0	7	0.0



FOUNDATIONS FOR ECONOMIC OPPORTUNITY

SCORE/100 2019 RANK/54 2019 TREND 2010-2019

FOUNDATIONS FOR ECONOMIC OPPORTUNITY	SCORE/100	RANK/54	TREND
FOUNDATIONS FOR ECONOMIC OPPORTUNITY	48.1	27	+7.1
PUBLIC ADMINISTRATION	49.4	30	+7.2
Civil Registration (GI)	62.5	20	+37.5
Capacity of the Statistical System (GI/ODW/WB)	46.2	24	-4.1
Tax & Revenue Mobilisation (AfDB/ICTD&UNU-WIDER/WB)	38.4	37	-8.9
Budgetary & Financial Management (AfDB/WB)	59.5	20	+1.5
Professional Administration (AfDB/GI/WB)	40.4	24	+9.9
BUSINESS ENVIRONMENT	60.7	14	+2.2
Regional Integration (AfDB)	43.8	28	+12.5
Trade Environment (WB)	66.5	10	+10.2
Business & Competition Regulation (AfDB/BS/WB/WEF)	57.7	20	+11.3
Access to Financial Services (WB)	.	.	-
Labour Relations (GI/WEF)	75.0	2	-25.0
INFRASTRUCTURE	39.8	28	+13.7
Transport Network (WEF/UPU)	0.6	49	+0.6
Access to Energy (WB)	69.8	14	+11.1
Mobile Communications (ITU)	70.0	14	+34.3
Digital Access (ITU/WB)	18.7	23	+8.7
RURAL SECTOR	42.6	38	+5.5
Rural Land & Water Access (IFAD)	32.4	45	-2.7
Rural Market Access (IFAD)	37.5	32	+1.2
Rural Sector Support (IFAD)	38.2	42	+6.2
Rural Businesses & Organisations (IFAD)	62.1	14	+17.0



PARTICIPATION, RIGHTS & INCLUSION

SCORE/100 2019 RANK/54 2019 TREND 2010-2019

PARTICIPATION, RIGHTS & INCLUSION	SCORE/100	RANK/54	TREND
PARTICIPATION, RIGHTS & INCLUSION	66.6	9	-0.8
PARTICIPATION	75.8	7	-6.6
Freedom of Association & Assembly (FH/GI)	87.5	4	-12.5
Political Pluralism (GI/V-DEM)	64.4	7	-3.5
Civil Society Space (GI/V-DEM)	92.2	5	+0.1
Democratic Elections (CDD/GI/V-DEM)	59.1	17	-10.7
RIGHTS	70.7	5	+3.7
Personal Liberties (FH/V-DEM/WJP)	72.7	5	+5.5
Freedom of Expression & Belief (FH/V-DEM/WJP)	95.5	2	-0.3
Media Freedom (GI/V-DEM/RSF)	72.9	9	-0.3
Digital Rights (DSP & V-DEM/GI)	84.4	7	-6.0
Protection against Discrimination (GI)	27.8	16	+19.5
INCLUSION & EQUALITY	55.2	15	-0.9
Equal Political Power (V-DEM)	54.7	18	-8.1
Equal Political Representation (FH/IPU/V-DEM)	76.5	4	+20.9
Equal Civil Liberties (V-DEM)	70.2	11	-0.2
Equal Socioeconomic Opportunity (GI/V-DEM)	43.2	29	-10.0
Equal Access to Public Services (V-DEM)	31.2	35	-7.2
GENDER	64.7	9	+0.6
Political Power & Representation of Women (GI/IPU/V-DEM)	63.8	9	-3.8
Equal Civil Liberties for Women (V-DEM)	85.3	14	+4.0
Socioeconomic Opportunity for Women (GI/V-DEM)	50.0	25	-3.6
Equal Access to Public Services for Women (V-DEM)	59.7	14	+5.7
Laws on Violence against Women (OECD)	.	.	-



HUMAN DEVELOPMENT

SCORE/100 2019 RANK/54 2019 TREND 2010-2019

HUMAN DEVELOPMENT	SCORE/100	RANK/54	TREND
HUMAN DEVELOPMENT	59.3	15	+4.7
HEALTH	62.8	22	+1.1
Access to Healthcare (V-DEM/WHO)	70.3	5	+3.7
Access to Water & Sanitation (WHO & UNICEF)	53.3	17	+6.9
Control of Communicable Diseases (UNAIDS/WHO)	91.7	5	+1.6
Control of Non-Communicable Diseases (IHME)	56.5	41	-2.5
Control of Child & Maternal Mortality (ICGME/MMEIG)	90.1	9	+5.1
Compliance with International Health Regulations (IHR) (WHO)	15.1	54	-8.1
EDUCATION	55.6	20	+4.9
Equality in Education (V-DEM/WB)	61.9	15	0.0
Education Enrolment (UNESCO)	47.0	10	+13.2
Education Completion (UNDP/WB)	69.1	16	+10.9
Human Resources in Education (UNESCO)	44.5	45	-4.2
Education Quality (BS/WB/WEF)	.	.	-
SOCIAL PROTECTION	51.8	12	+8.1
Social Safety Nets (BS/GI)	33.3	24	+16.6
Poverty Reduction Policies (AfDB/BS/WB)	56.6	13	+0.3
Socioeconomic Inequality Mitigation (AfDB/WB/WID.World)	66.6	10	-2.0
Access to Housing (CAHF/UN-Habitat)	26.8	32	+19.5
Absence of Undernourishment (FAO)	75.8	14	+5.9
SUSTAINABLE ENVIRONMENT	66.9	9	+4.8
Promotion of Environmental Sustainability (AfDB/BS/WB)	63.5	11	+7.2
Enforcement of Environmental Policies (WEF/WJP)	.	.	-
Air Quality (HEI & IHME)	71.2	21	+9.4
Sustainable Management of Land & Forests (FAO/WB/WRI)	82.9	5	+2.6
Land & Water Biodiversity (WB/Yale & Columbia)	50.1	27	0.0



OVERALL GOVERNANCE

2019 SCORE/100	2019 RANK/54	TREND 2010-2019
63.2	9 th	+3.3

TREND CLASSIFICATION KEY

- Increasing Improvement
- Slowing Improvement
- Bouncing Back
- Warning Signs
- Slowing Deterioration
- Increasing Deterioration
- No Change
- Not Classified



SECURITY & RULE OF LAW

SCORE/100 2019 RANK/54 2019 TREND 2010-2019

SECURITY & RULE OF LAW	68.2	7	+3.8
SECURITY & SAFETY	88.2	7	+4.1
Absence of Armed Conflict (ACLED/UCDP)	99.8	16	+1.6
Absence of Violence against Civilians (ACLED/PTS)	93.5	9	+3.3
Absence of Forced Migration (IDMC/UNHCR)	98.9	28	+0.5
Absence of Human Trafficking & Forced Labour (USDS/V-DEM)	63.1	15	+13.6
Absence of Criminality (WHO)	85.6	25	+1.5
RULE OF LAW & JUSTICE	71.5	7	+5.4
Executive Compliance with the Rule of Law (V-DEM/WJP)	82.2	6	-1.5
Impartiality of the Judicial System (GI/V-DEM)	51.5	17	+11.9
Judicial Processes (V-DEM/WJP)	65.1	12	+5.0
Equality before the Law (FH/WJP)	70.1	8	+3.7
Law Enforcement (GI/WEF/WJP)	85.5	1	+19.4
Property Rights (BS/V-DEM/WJP)	74.4	11	-6.0
ACCOUNTABILITY & TRANSPARENCY	53.8	12	+1.9
Institutional Checks & Balances (BS/V-DEM/WJP)	65.2	10	+6.8
Civic Checks & Balances (BS/V-DEM/WJP)	51.9	28	-14.3
Absence of Undue Influence on Government (BS/FH)	76.4	7	0.0
Disclosure of Financial & Judicial Information (GI/IBP/WJP)	33.8	20	+17.7
Accessibility of Information (GI/WJP)	41.5	11	-1.2
ANTI-CORRUPTION	59.5	6	+3.9
Anti-Corruption Mechanisms (BS/GI)	52.4	11	+21.4
Absence of Corruption in State Institutions (V-DEM/WJP)	70.9	8	-0.9
Absence of Corruption in the Public Sector (V-DEM/WEF/WJP)	70.4	7	+10.2
Public Procurement Procedures (GI)	50.0	11	-12.5
Absence of Corruption in the Private Sector (WB/WEF)	53.9	11	+1.5



FOUNDATIONS FOR ECONOMIC OPPORTUNITY

SCORE/100 2019 RANK/54 2019 TREND 2010-2019

FOUNDATIONS FOR ECONOMIC OPPORTUNITY	61.9	10	+5.4
PUBLIC ADMINISTRATION	67.0	3	+2.5
Civil Registration (GI)	75.0	8	-12.5
Capacity of the Statistical System (GI/ODW/WB)	58.9	12	+7.8
Tax & Revenue Mobilisation (AfDB/ICTD&UNU-WIDER/WB)	57.1	11	-1.8
Budgetary & Financial Management (AfDB/WB)	76.9	5	+5.9
Professional Administration (AfDB/GI/WB)	67.4	3	+13.4
BUSINESS ENVIRONMENT	60.9	11	+4.7
Regional Integration (AfDB)	87.5	3	0.0
Trade Environment (WB)	51.9	29	-6.1
Business & Competition Regulation (AfDB/BS/WB/WEF)	68.7	7	-5.6
Access to Financial Services (WB)	34.4	19	+26.9
Labour Relations (GI/WEF)	62.0	20	+8.1
INFRASTRUCTURE	56.2	13	+16.1
Transport Network (WEF/UPU)	62.6	7	+9.7
Access to Energy (WB)	65.5	19	+10.9
Mobile Communications (ITU)	78.9	6	+30.0
Digital Access (ITU/WB)	17.8	24	+14.0
RURAL SECTOR	63.3	9	-1.7
Rural Land & Water Access (IFAD)	55.5	23	-1.9
Rural Market Access (IFAD)	64.5	5	0.0
Rural Sector Support (IFAD)	59.3	18	-11.8
Rural Businesses & Organisations (IFAD)	74.0	4	+7.0



PARTICIPATION, RIGHTS & INCLUSION

SCORE/100 2019 RANK/54 2019 TREND 2010-2019

PARTICIPATION, RIGHTS & INCLUSION	64.3	10	-1.6
PARTICIPATION	63.4	11	+1.9
Freedom of Association & Assembly (FH/GI)	50.0	13	-12.5
Political Pluralism (GI/V-DEM)	43.4	24	+11.1
Civil Society Space (GI/V-DEM)	93.5	2	+4.4
Democratic Elections (CDD/GI/V-DEM)	66.6	10	+4.4
RIGHTS	67.4	8	+0.4
Personal Liberties (FH/V-DEM/WJP)	70.4	7	+5.4
Freedom of Expression & Belief (FH/V-DEM/WJP)	87.6	6	-5.4
Media Freedom (GI/V-DEM/RSE)	82.9	3	-4.6
Digital Rights (DSP & V-DEM/GI)	79.7	8	-1.7
Protection against Discrimination (GI)	16.7	18	+8.4
INCLUSION & EQUALITY	65.0	8	-6.0
Equal Political Power (V-DEM)	60.8	9	-6.0
Equal Political Representation (FH/IPU/V-DEM)	57.4	12	-1.9
Equal Civil Liberties (V-DEM)	73.0	8	-8.9
Equal Socioeconomic Opportunity (GI/V-DEM)	78.6	6	-13.0
Equal Access to Public Services (V-DEM)	55.5	10	0.0
GENDER	61.4	12	-2.7
Political Power & Representation of Women (GI/IPU/V-DEM)	55.5	18	+12.6
Equal Civil Liberties for Women (V-DEM)	86.3	13	-1.0
Socioeconomic Opportunity for Women (GI/V-DEM)	47.0	27	-8.5
Equal Access to Public Services for Women (V-DEM)	68.2	9	0.0
Laws on Violence against Women (OECD)	50.0	3	-16.7



HUMAN DEVELOPMENT

SCORE/100 2019 RANK/54 2019 TREND 2010-2019

HUMAN DEVELOPMENT	58.3	16	+5.7
HEALTH	62.3	24	+6.9
Access to Healthcare (V-DEM/WHO)	44.7	30	+0.4
Access to Water & Sanitation (WHO & UNICEF)	54.1	15	+6.3
Control of Communicable Diseases (UNAIDS/WHO)	83.5	19	+11.8
Control of Non-Communicable Diseases (IHME)	69.0	24	-3.9
Control of Child & Maternal Mortality (IGCME/MMEIG)	79.0	15	+12.5
Compliance with International Health Regulations (IHR) (WHO)	43.8	39	+14.5
EDUCATION	50.4	29	+8.1
Equality in Education (V-DEM/WB)	76.7	4	+17.7
Education Enrolment (UNESCO)	22.5	38	+4.1
Education Completion (UNDP/WB)	36.6	43	+4.4
Human Resources in Education (UNESCO)	71.3	27	+16.6
Education Quality (BS/WB/WEF)	44.8	26	-2.4
SOCIAL PROTECTION	58.6	6	+4.1
Social Safety Nets (BS/GI)	33.9	20	0.0
Poverty Reduction Policies (AfDB/BS/WB)	56.0	15	+6.2
Socioeconomic Inequality Mitigation (AfDB/WB/WID.World)	63.4	16	+3.7
Access to Housing (CAHF/UN-Habitat)	57.3	7	+9.6
Absence of Undernourishment (FAO)	82.4	11	+1.0
SUSTAINABLE ENVIRONMENT	61.8	15	+3.4
Promotion of Environmental Sustainability (AfDB/BS/WB)	65.9	10	+2.8
Enforcement of Environmental Policies (WEF/WJP)	55.5	10	+9.6
Air Quality (HEI & IHME)	65.9	31	+4.4
Sustainable Management of Land & Forests (FAO/WB/WRI)	67.2	15	+0.3
Land & Water Biodiversity (WB/Yale & Columbia)	54.5	21	0.0

2020 IIAG Scores, Ranks & Trends - Seychelles

128



OVERALL GOVERNANCE

2019 SCORE/100	2019 RANK/54	TREND 2010-2019
72.3	3 rd	+7.8

TREND CLASSIFICATION KEY

- Increasing Improvement
- Slowing Improvement
- Bouncing Back
- Warning Signs
- Slowing Deterioration
- Increasing Deterioration
- No Change
- Not Classified



SECURITY & RULE OF LAW

SCORE/100 2019 RANK/54 2019 TREND 2010-2019

SCORE/100 2019	RANK/54 2019	TREND 2010-2019
72.4	4	+7.4
SECURITY & SAFETY	9	-1.2
Absence of Armed Conflict (ACLED/UCDP)	100.0	1 0.0
Absence of Violence against Civilians (ACLED/PTS)	100.0	1 0.0
Absence of Forced Migration (IDMC/UNHCR)	99.7	15 +0.7
Absence of Human Trafficking & Forced Labour (USDS/V-DEM)	65.8	9 +3.9
Absence of Criminality (WHO)	72.3	47 -10.8
RULE OF LAW & JUSTICE	78.7	2
Executive Compliance with the Rule of Law (V-DEM/WJP)	97.3	1 +16.4
Impartiality of the Judicial System (GI/V-DEM)	95.8	3 +39.2
Judicial Processes (V-DEM/WJP)	88.3	1 +9.7
Equality before the Law (FH/WJP)	100.0	1 0.0
Law Enforcement (GI/WEF/WJP)	37.3	24 +2.5
Property Rights (BS/V-DEM/WJP)	53.3	29 +3.0
ACCOUNTABILITY & TRANSPARENCY	56.4	10
Institutional Checks & Balances (BS/V-DEM/WJP)	69.1	8 +7.8
Civic Checks & Balances (BS/V-DEM/WJP)	56.2	22 +21.4
Absence of Undue Influence on Government (BS/FH)	75.0	9 0.0
Disclosure of Financial & Judicial Information (GI/IBP/WJP)	50.0	4 0.0
Accessibility of Information (GI/WJP)	31.9	22 +19.4
ANTI-CORRUPTION	66.9	4
Anti-Corruption Mechanisms (BS/GI)	50.0	13 +25.0
Absence of Corruption in State Institutions (V-DEM/WJP)	77.4	3 +1.4
Absence of Corruption in the Public Sector (V-DEM/WEF/WJP)	82.9	2 +2.1
Public Procurement Procedures (GI)	37.5	17 +12.5
Absence of Corruption in the Private Sector (WB/WEF)	86.8	1 +5.5



FOUNDATIONS FOR ECONOMIC OPPORTUNITY

SCORE/100 2019 RANK/54 2019 TREND 2010-2019

SCORE/100 2019	RANK/54 2019	TREND 2010-2019
66.1	7	+9.1
FOUNDATIONS FOR ECONOMIC OPPORTUNITY	14	+10.9
Civil Registration (GI)	50.0	32 0.0
Capacity of the Statistical System (GI/ODW/WB)	70.0	2 +8.5
Tax & Revenue Mobilisation (AfDB/ICTD&UNU-WIDER/WB)	65.8	4 +10.0
Budgetary & Financial Management (AfDB/WB)	.	. -
Professional Administration (AfDB/GI/WB)	50.0	15 +25.0
BUSINESS ENVIRONMENT	70.0	5
Regional Integration (AfDB)	.	. -
Trade Environment (WB)	77.3	3 +0.3
Business & Competition Regulation (AfDB/BS/WB/WEF)	67.0	12 +16.8
Access to Financial Services (WB)	.	. -
Labour Relations (GI/WEF)	65.7	15 +22.6
INFRASTRUCTURE	71.4	7
Transport Network (WEF/UPU)	52.7	13 -8.5
Access to Energy (WB)	100.0	1 +3.1
Mobile Communications (ITU)	66.3	21 +14.8
Digital Access (ITU/WB)	66.7	7 +37.2
RURAL SECTOR	64.1	8
Rural Land & Water Access (IFAD)	73.6	10 0.0
Rural Market Access (IFAD)	50.0	15 0.0
Rural Sector Support (IFAD)	69.0	8 +2.2
Rural Businesses & Organisations (IFAD)	63.6	9 0.0



PARTICIPATION, RIGHTS & INCLUSION

SCORE/100 2019 RANK/54 2019 TREND 2010-2019

SCORE/100 2019	RANK/54 2019	TREND 2010-2019
75.3	3	+6.2
PARTICIPATION	9	+11.1
Freedom of Association & Assembly (FH/GI)	87.5	4 +25.0
Political Pluralism (GI/V-DEM)	45.9	20 +9.5
Civil Society Space (GI/V-DEM)	86.9	9 +9.3
Democratic Elections (CDD/GI/V-DEM)	63.5	14 +1.0
RIGHTS	70.7	5
Personal Liberties (FH/V-DEM/WJP)	62.9	11 +4.1
Freedom of Expression & Belief (FH/V-DEM/WJP)	87.5	7 +12.5
Media Freedom (GI/V-DEM/RSF)	75.9	6 +12.1
Digital Rights (DSP & V-DEM/GI)	91.1	3 +2.2
Protection against Discrimination (GI)	36.1	6 +19.4
INCLUSION & EQUALITY	77.2	2
Equal Political Power (V-DEM)	52.4	22 -13.2
Equal Political Representation (FH/IPU/V-DEM)	70.7	8 +0.2
Equal Civil Liberties (V-DEM)	83.1	1 +3.0
Equal Socioeconomic Opportunity (GI/V-DEM)	91.2	1 +5.7
Equal Access to Public Services (V-DEM)	88.7	2 -2.3
GENDER	82.5	1
Political Power & Representation of Women (GI/IPU/V-DEM)	65.9	7 +23.6
Equal Civil Liberties for Women (V-DEM)	95.8	1 +2.6
Socioeconomic Opportunity for Women (GI/V-DEM)	81.1	2 -1.3
Equal Access to Public Services for Women (V-DEM)	87.3	4 -3.9
Laws on Violence against Women (OECD)	.	. -



HUMAN DEVELOPMENT

SCORE/100 2019 RANK/54 2019 TREND 2010-2019

SCORE/100 2019	RANK/54 2019	TREND 2010-2019
75.2	2	+8.3
HEALTH	1	+12.4
Access to Healthcare (V-DEM/WHO)	80.9	2 +2.3
Access to Water & Sanitation (WHO & UNICEF)	97.3	4 +1.0
Control of Communicable Diseases (UNAIDS/WHO)	99.3	1 -0.7
Control of Non-Communicable Diseases (IHME)	54.6	43 +2.5
Control of Child & Maternal Mortality (ICGME/MMEIG)	98.6	2 0.0
Compliance with International Health Regulations (IHR) (WHO)	86.8	4 +69.6
EDUCATION	81.0	2
Equality in Education (V-DEM/WB)	82.9	2 +0.9
Education Enrolment (UNESCO)	52.1	7 +4.2
Education Completion (UNDP/WB)	91.9	1 +4.3
Human Resources in Education (UNESCO)	89.8	7 -2.4
Education Quality (BS/WB/WEF)	88.5	1 +13.9
SOCIAL PROTECTION	62.9	5
Social Safety Nets (BS/GI)	100.0	1 0.0
Poverty Reduction Policies (AfDB/BS/WB)	.	. -
Socioeconomic Inequality Mitigation (AfDB/WB/WID.World)	34.1	38 0.0
Access to Housing (CAHF/UN-Habitat)	54.6	8 +47.1
Absence of Undernourishment (FAO)	.	. -
SUSTAINABLE ENVIRONMENT	70.7	3
Promotion of Environmental Sustainability (AfDB/BS/WB)	.	. -
Enforcement of Environmental Policies (WEF/WJP)	76.2	3 -14.0
Air Quality (HEI & IHME)	98.9	3 +1.2
Sustainable Management of Land & Forests (FAO/WB/WRI)	57.4	34 -0.4
Land & Water Biodiversity (WB/Yale & Columbia)	50.1	27 +16.6



OVERALL GOVERNANCE

2019 SCORE/100	2019 RANK/54	TREND 2010-2019
51.0	24 th	+4.8

TREND CLASSIFICATION KEY

- Increasing Improvement
- Slowing Improvement
- Bouncing Back
- Warning Signs
- Slowing Deterioration
- Increasing Deterioration
- No Change
- Not Classified



SECURITY & RULE OF LAW

SCORE/100 2019 RANK/54 2019 TREND 2010-2019

SECURITY & RULE OF LAW	56.2	19	+4.0
SECURITY & SAFETY	84.2	21	-0.8
Absence of Armed Conflict (ACLED/UCDP)	99.3	25	-0.7
Absence of Violence against Civilians (ACLED/PTS)	84.8	28	-5.2
Absence of Forced Migration (IDMC/UNHCR)	99.2	24	+0.9
Absence of Human Trafficking & Forced Labour (USDS/V-DEM)	51.4	31	-13.4
Absence of Criminality (WHO)	86.4	22	+14.2
RULE OF LAW & JUSTICE	47.1	23	+7.1
Executive Compliance with the Rule of Law (V-DEM/WJP)	56.3	26	+1.3
Impartiality of the Judicial System (GI/V-DEM)	43.8	22	+30.6
Judicial Processes (V-DEM/WJP)	45.8	25	+3.0
Equality before the Law (FH/WJP)	54.4	22	+5.5
Law Enforcement (GI/WEF/WJP)	32.0	26	+4.7
Property Rights (BS/V-DEM/WJP)	50.6	34	-2.2
ACCOUNTABILITY & TRANSPARENCY	49.4	17	+4.0
Institutional Checks & Balances (BS/V-DEM/WJP)	47.5	22	+8.1
Civic Checks & Balances (BS/V-DEM/WJP)	68.3	12	+17.8
Absence of Undue Influence on Government (BS/FH)	70.8	10	0.0
Disclosure of Financial & Judicial Information (GI/IBP/WJP)	20.8	37	-5.2
Accessibility of Information (GI/WJP)	39.5	15	-0.6
ANTI-CORRUPTION	43.9	20	+5.6
Anti-Corruption Mechanisms (BS/GI)	64.3	4	0.0
Absence of Corruption in State Institutions (V-DEM/WJP)	39.3	31	+5.7
Absence of Corruption in the Public Sector (V-DEM/WEF/WJP)	36.6	31	+3.7
Public Procurement Procedures (GI)	37.5	17	+12.5
Absence of Corruption in the Private Sector (WB/WEF)	42.0	22	+6.4



FOUNDATIONS FOR ECONOMIC OPPORTUNITY

SCORE/100 2019 RANK/54 2019 TREND 2010-2019

FOUNDATIONS FOR ECONOMIC OPPORTUNITY	45.3	34	+5.0
PUBLIC ADMINISTRATION	59.6	11	+8.0
Civil Registration (GI)	75.0	8	0.0
Capacity of the Statistical System (GI/ODW/WB)	56.1	14	+15.9
Tax & Revenue Mobilisation (AfDB/ICTD&UNU-WIDER/WB)	43.9	27	+14.9
Budgetary & Financial Management (AfDB/WB)	66.6	14	-4.4
Professional Administration (AfDB/GI/WB)	56.3	11	+13.3
BUSINESS ENVIRONMENT	42.5	39	+0.2
Regional Integration (AfDB)	62.5	17	0.0
Trade Environment (WB)	39.4	40	-3.3
Business & Competition Regulation (AfDB/BS/WB/WEF)	50.8	34	-5.5
Access to Financial Services (WB)	13.9	35	+0.3
Labour Relations (GI/WEF)	45.6	32	+9.4
INFRASTRUCTURE	31.2	39	+13.3
Transport Network (WEF/UPU)	38.1	22	+7.2
Access to Energy (WB)	22.9	46	+15.2
Mobile Communications (ITU)	56.4	30	+26.3
Digital Access (ITU/WB)	7.4	41	+4.6
RURAL SECTOR	48.1	32	-1.4
Rural Land & Water Access (IFAD)	42.7	37	+7.9
Rural Market Access (IFAD)	41.8	29	-8.2
Rural Sector Support (IFAD)	58.9	20	-4.0
Rural Businesses & Organisations (IFAD)	48.9	30	-1.3



PARTICIPATION, RIGHTS & INCLUSION

SCORE/100 2019 RANK/54 2019 TREND 2010-2019

PARTICIPATION, RIGHTS & INCLUSION	56.8	13	-1.1
PARTICIPATION	53.1	19	-7.6
Freedom of Association & Assembly (FH/GI)	37.5	17	-50.0
Political Pluralism (GI/V-DEM)	40.9	26	+10.7
Civil Society Space (GI/V-DEM)	69.4	19	-9.5
Democratic Elections (CDD/GI/V-DEM)	64.7	11	+18.5
RIGHTS	63.2	9	+0.6
Personal Liberties (FH/V-DEM/WJP)	55.6	17	-4.9
Freedom of Expression & Belief (FH/V-DEM/WJP)	86.3	9	-1.4
Media Freedom (GI/V-DEM/RSF)	65.8	13	+1.1
Digital Rights (DSP & V-DEM/GI)	75.1	11	-16.5
Protection against Discrimination (GI)	33.3	8	+25.0
INCLUSION & EQUALITY	55.1	16	+4.5
Equal Political Power (V-DEM)	49.1	25	+5.5
Equal Political Representation (FH/IPU/V-DEM)	70.3	9	+15.4
Equal Civil Liberties (V-DEM)	54.6	30	+6.6
Equal Socioeconomic Opportunity (GI/V-DEM)	48.9	22	-0.5
Equal Access to Public Services (V-DEM)	52.7	11	-4.6
GENDER	55.9	17	-1.9
Political Power & Representation of Women (GI/IPU/V-DEM)	36.8	42	-13.3
Equal Civil Liberties for Women (V-DEM)	82.9	20	+6.7
Socioeconomic Opportunity for Women (GI/V-DEM)	64.0	10	-3.6
Equal Access to Public Services for Women (V-DEM)	45.9	25	+0.6
Laws on Violence against Women (OECD)	50.0	3	0.0



HUMAN DEVELOPMENT

SCORE/100 2019 RANK/54 2019 TREND 2010-2019

HUMAN DEVELOPMENT	45.6	41	+11.2
HEALTH	51.2	45	+21.6
Access to Healthcare (V-DEM/WHO)	34.3	41	+5.7
Access to Water & Sanitation (WHO & UNICEF)	35.1	38	+7.9
Control of Communicable Diseases (UNAIDS/WHO)	72.7	37	+34.4
Control of Non-Communicable Diseases (IHME)	67.7	26	+2.4
Control of Child & Maternal Mortality (IGCME/MMEIG)	28.2	53	+28.2
Compliance with International Health Regulations (IHR) (WHO)	69.3	16	+51.1
EDUCATION	51.0	28	+9.1
Equality in Education (V-DEM/WB)	49.2	27	+3.5
Education Enrolment (UNESCO)	33.1	25	+1.9
Education Completion (UNDP/WB)	56.4	27	+13.9
Human Resources in Education (UNESCO)	66.7	30	+10.3
Education Quality (BS/WB/WEF)	49.6	23	+15.8
SOCIAL PROTECTION	36.8	33	+6.2
Social Safety Nets (BS/GI)	22.6	37	-7.2
Poverty Reduction Policies (AfDB/BS/WB)	33.5	40	-6.8
Socioeconomic Inequality Mitigation (AfDB/WB/WID.World)	63.7	15	+3.8
Access to Housing (CAHF/UN-Habitat)	24.3	33	+12.1
Absence of Undernourishment (FAO)	40.1	30	+29.4
SUSTAINABLE ENVIRONMENT	43.4	47	+8.0
Promotion of Environmental Sustainability (AfDB/BS/WB)	49.6	30	+6.3
Enforcement of Environmental Policies (WEF/WJP)	40.9	29	+11.1
Air Quality (HEI & IHME)	37.9	48	+20.5
Sustainable Management of Land & Forests (FAO/WB/WRI)	59.4	31	-3.1
Land & Water Biodiversity (WB/Yale & Columbia)	29.4	39	+5.4

2020 IIAG Scores, Ranks & Trends - Somalia

130



OVERALL GOVERNANCE

2019 SCORE/100	2019 RANK/54	TREND 2010-2019
19.2	54 th	+5.7

TREND CLASSIFICATION KEY

- Increasing Improvement
- Slowing Improvement
- Bouncing Back
- Warning Signs
- Slowing Deterioration
- Increasing Deterioration
- No Change
- Not Classified



SECURITY & RULE OF LAW

SCORE/100 2019 RANK/54 2019 TREND 2010-2019

SECURITY & RULE OF LAW	SCORE/100	RANK/54	TREND
SECURITY & SAFETY	30.2	54	-6.4
Absence of Armed Conflict (ACLED/UCDP)	16.7	52	+2.1
Absence of Violence against Civilians (ACLED/PTS)	6.3	52	-21.3
Absence of Forced Migration (IDMC/UNHCR)	9.2	54	-11.2
Absence of Human Trafficking & Forced Labour (USDS/V-DEM)	28.2	47	-2.8
Absence of Criminality (WHO)	90.8	11	+1.1
RULE OF LAW & JUSTICE	10.5	53	+2.7
Executive Compliance with the Rule of Law (V-DEM/WJP)	32.9	44	+11.4
Impartiality of the Judicial System (GI/V-DEM)	4.4	50	+0.5
Judicial Processes (V-DEM/WJP)	8.2	53	+2.6
Equality before the Law (FH/WJP)	0.0	46	0.0
Law Enforcement (GI/WEF/WJP)	0.0	47	0.0
Property Rights (BS/V-DEM/WJP)	17.7	50	+1.8
ACCOUNTABILITY & TRANSPARENCY	5.8	53	-2.4
Institutional Checks & Balances (BS/V-DEM/WJP)	17.4	47	-9.7
Civic Checks & Balances (BS/V-DEM/WJP)	4.9	53	-6.0
Absence of Undue Influence on Government (BS/FH)	5.6	45	+5.6
Disclosure of Financial & Judicial Information (GI/IBP/WJP)	1.1	51	-1.8
Accessibility of Information (GI/WJP)	0.0	46	0.0
ANTI-CORRUPTION	8.8	53	+4.2
Anti-Corruption Mechanisms (BS/GI)	0.0	52	0.0
Absence of Corruption in State Institutions (V-DEM/WJP)	16.4	50	+4.6
Absence of Corruption in the Public Sector (V-DEM/WEF/WJP)	27.5	42	+16.4
Public Procurement Procedures (GI)	0.0	48	0.0
Absence of Corruption in the Private Sector (WB/WEF)	0.0	53	0.0



FOUNDATIONS FOR ECONOMIC OPPORTUNITY

SCORE/100 2019 RANK/54 2019 TREND 2010-2019

FOUNDATIONS FOR ECONOMIC OPPORTUNITY	SCORE/100	RANK/54	TREND
FOUNDATIONS FOR ECONOMIC OPPORTUNITY	18.4	54	+10.8
PUBLIC ADMINISTRATION	15.7	53	+7.6
Civil Registration (GI)	12.5	53	+12.5
Capacity of the Statistical System (GI/ODW/WB)	5.9	53	+0.5
Tax & Revenue Mobilisation (AfDB/ICTD&UNU-WIDER/WB)	18.1	49	+5.6
Budgetary & Financial Management (AfDB/WB)	30.3	38	+16.0
Professional Administration (AfDB/GI/WB)	11.8	51	+3.5
BUSINESS ENVIRONMENT	13.2	53	+4.3
Regional Integration (AfDB)	6.3	37	+6.3
Trade Environment (WB)	43.2	38	+14.4
Business & Competition Regulation (AfDB/BS/WB/WEF)	3.1	54	-3.6
Access to Financial Services (WB)	.	.	-
Labour Relations (GI/WEF)	0.0	50	0.0
INFRASTRUCTURE	26.3	45	+20.4
Transport Network (WEF/UPU)	.	.	-
Access to Energy (WB)	32.5	40	+14.9
Mobile Communications (ITU)	44.7	42	+44.7
Digital Access (ITU/WB)	1.8	53	+1.8
RURAL SECTOR	.	.	-
Rural Land & Water Access (IFAD)	.	.	-
Rural Market Access (IFAD)	.	.	-
Rural Sector Support (IFAD)	.	.	-
Rural Businesses & Organisations (IFAD)	.	.	-



PARTICIPATION, RIGHTS & INCLUSION

SCORE/100 2019 RANK/54 2019 TREND 2010-2019

PARTICIPATION, RIGHTS & INCLUSION	SCORE/100	RANK/54	TREND
PARTICIPATION, RIGHTS & INCLUSION	23.1	50	+5.4
PARTICIPATION	24.7	42	+8.4
Freedom of Association & Assembly (FH/GI)	25.0	29	+25.0
Political Pluralism (GI/V-DEM)	19.5	49	+1.0
Civil Society Space (GI/V-DEM)	28.9	43	-16.9
Democratic Elections (CDD/GI/V-DEM)	25.5	42	+24.9
RIGHTS	21.4	48	-0.7
Personal Liberties (FH/V-DEM/WJP)	2.5	54	-8.0
Freedom of Expression & Belief (FH/V-DEM/WJP)	18.2	51	+1.4
Media Freedom (GI/V-DEM/RSF)	39.7	44	-3.8
Digital Rights (DSP & V-DEM/GI)	46.5	34	+6.7
Protection against Discrimination (GI)	0.0	39	0.0
INCLUSION & EQUALITY	22.1	51	+2.4
Equal Political Power (V-DEM)	28.7	45	+4.4
Equal Political Representation (FH/IPU/V-DEM)	28.2	44	+3.4
Equal Civil Liberties (V-DEM)	30.6	51	+3.2
Equal Socioeconomic Opportunity (GI/V-DEM)	14.7	52	+4.1
Equal Access to Public Services (V-DEM)	8.5	53	-2.7
GENDER	24.1	53	+11.5
Political Power & Representation of Women (GI/IPU/V-DEM)	21.9	54	+16.2
Equal Civil Liberties for Women (V-DEM)	20.7	54	+1.2
Socioeconomic Opportunity for Women (GI/V-DEM)	12.9	54	+12.9
Equal Access to Public Services for Women (V-DEM)	15.0	49	-6.2
Laws on Violence against Women (OECD)	50.0	3	+33.3



HUMAN DEVELOPMENT

SCORE/100 2019 RANK/54 2019 TREND 2010-2019

HUMAN DEVELOPMENT	SCORE/100	RANK/54	TREND
HUMAN DEVELOPMENT	21.3	54	+6.7
HEALTH	34.0	54	+7.6
Access to Healthcare (V-DEM/WHO)	8.6	52	-7.1
Access to Water & Sanitation (WHO & UNICEF)	29.2	44	+10.7
Control of Communicable Diseases (UNAIDS/WHO)	49.6	53	+10.9
Control of Non-Communicable Diseases (IHME)	54.3	44	+0.2
Control of Child & Maternal Mortality (IGCME/MMEIG)	33.8	50	+17.8
Compliance with International Health Regulations (IHR) (WHO)	28.6	49	+13.4
EDUCATION	10.7	54	+8.6
Equality in Education (V-DEM/WB)	21.4	51	+17.2
Education Enrolment (UNESCO)	.	.	-
Education Completion (UNDP/WB)	.	.	-
Human Resources in Education (UNESCO)	.	.	-
Education Quality (BS/WB/WEF)	0.0	48	0.0
SOCIAL PROTECTION	16.8	52	+5.4
Social Safety Nets (BS/GI)	0.0	54	0.0
Poverty Reduction Policies (AfDB/BS/WB)	19.9	49	+10.4
Socioeconomic Inequality Mitigation (AfDB/WB/WID.World)	33.7	39	+10.7
Access to Housing (CAHF/UN-Habitat)	13.8	47	+0.9
Absence of Undernourishment (FAO)	.	.	-
SUSTAINABLE ENVIRONMENT	23.7	54	+5.1
Promotion of Environmental Sustainability (AfDB/BS/WB)	9.9	53	0.0
Enforcement of Environmental Policies (WEF/WJP)	.	.	-
Air Quality (HEI & IHME)	34.2	50	+15.4
Sustainable Management of Land & Forests (FAO/WB/WRI)	50.8	40	+5.1
Land & Water Biodiversity (WB/Yale & Columbia)	0.0	54	0.0



OVERALL GOVERNANCE

2019 SCORE/100	2019 RANK/54	TREND 2010-2019
65.8	6 th	-0.9

TREND CLASSIFICATION KEY

- Increasing Improvement
- Slowing Improvement
- Bouncing Back
- Warning Signs
- Slowing Deterioration
- Increasing Deterioration
- No Change
- Not Classified



SECURITY & RULE OF LAW

SCORE/100 RANK/54 TREND
2019 2019 2010-2019

SECURITY & RULE OF LAW	67.6	8	-2.3
SECURITY & SAFETY	68.3	41	-5.5
Absence of Armed Conflict (ACLED/UCDP)	98.9	29	-0.8
Absence of Violence against Civilians (ACLED/PTS)	77.6	33	-6.2
Absence of Forced Migration (IDMC/UNHCR)	100.0	1	0.0
Absence of Human Trafficking & Forced Labour (USDS/V-DEM)	50.5	34	-9.3
Absence of Criminality (WHO)	14.5	53	-11.4
RULE OF LAW & JUSTICE	72.2	5	+1.5
Executive Compliance with the Rule of Law (V-DEM/WJP)	82.1	7	-0.2
Impartiality of the Judicial System (GI/V-DEM)	98.6	1	+14.4
Judicial Processes (V-DEM/WJP)	70.8	7	+2.5
Equality before the Law (FH/WJP)	60.2	17	+3.0
Law Enforcement (GI/WEF/WJP)	45.6	19	-2.1
Property Rights (BS/V-DEM/WJP)	75.7	9	-8.5
ACCOUNTABILITY & TRANSPARENCY	77.1	1	+0.4
Institutional Checks & Balances (BS/V-DEM/WJP)	78.5	5	+3.1
Civic Checks & Balances (BS/V-DEM/WJP)	87.4	1	+6.5
Absence of Undue Influence on Government (BS/FH)	70.8	10	-5.6
Disclosure of Financial & Judicial Information (GI/IBP/WJP)	86.1	1	+6.6
Accessibility of Information (GI/WJP)	62.7	1	-8.5
ANTI-CORRUPTION	52.9	12	-5.5
Anti-Corruption Mechanisms (BS/GI)	61.9	6	-15.5
Absence of Corruption in State Institutions (V-DEM/WJP)	57.2	17	-3.0
Absence of Corruption in the Public Sector (V-DEM/WEF/WJP)	44.7	21	-6.7
Public Procurement Procedures (GI)	50.0	11	+12.5
Absence of Corruption in the Private Sector (WB/WEF)	50.8	15	-14.8



FOUNDATIONS FOR ECONOMIC OPPORTUNITY

SCORE/100 RANK/54 TREND
2019 2019 2010-2019

FOUNDATIONS FOR ECONOMIC OPPORTUNITY	64.1	8	+0.1
PUBLIC ADMINISTRATION	53.7	22	-8.9
Civil Registration (GI)	62.5	20	-12.5
Capacity of the Statistical System (GI/ODW/WB)	68.7	3	-3.8
Tax & Revenue Mobilisation (AfDB/ICTD&UNU-WIDER/WB)	58.6	9	+5.7
Budgetary & Financial Management (AfDB/WB)	.	.	-
Professional Administration (AfDB/GI/WB)	25.0	37	-25.0
BUSINESS ENVIRONMENT	66.6	7	-4.3
Regional Integration (AfDB)	.	.	-
Trade Environment (WB)	73.0	6	-1.0
Business & Competition Regulation (AfDB/BS/WB/WEF)	80.3	2	-7.0
Access to Financial Services (WB)	74.9	4	+8.8
Labour Relations (GI/WEF)	38.4	36	-17.9
INFRASTRUCTURE	75.2	6	+12.2
Transport Network (WEF/UPU)	68.2	5	-10.7
Access to Energy (WB)	90.9	9	+8.7
Mobile Communications (ITU)	67.3	18	+16.8
Digital Access (ITU/WB)	74.4	3	+34.0
RURAL SECTOR	60.8	14	+1.3
Rural Land & Water Access (IFAD)	62.6	21	0.0
Rural Market Access (IFAD)	58.3	10	+8.3
Rural Sector Support (IFAD)	63.8	12	-6.7
Rural Businesses & Organisations (IFAD)	58.6	19	+3.6



PARTICIPATION, RIGHTS & INCLUSION

SCORE/100 RANK/54 TREND
2019 2019 2010-2019

PARTICIPATION, RIGHTS & INCLUSION	67.2	7	-0.6
PARTICIPATION	78.5	4	+7.7
Freedom of Association & Assembly (FH/GI)	75.0	7	0.0
Political Pluralism (GI/V-DEM)	77.3	2	+12.8
Civil Society Space (GI/V-DEM)	80.1	12	+12.3
Democratic Elections (CDD/GI/V-DEM)	81.4	2	+5.6
RIGHTS	74.4	2	-5.1
Personal Liberties (FH/V-DEM/WJP)	68.1	8	-4.1
Freedom of Expression & Belief (FH/V-DEM/WJP)	91.2	5	-2.5
Media Freedom (GI/V-DEM/RSF)	74.6	8	+3.6
Digital Rights (DSP & V-DEM/GI)	74.5	13	-14.0
Protection against Discrimination (GI)	63.9	1	-8.3
INCLUSION & EQUALITY	60.7	10	+2.1
Equal Political Power (V-DEM)	79.9	2	+7.9
Equal Political Representation (FH/IPU/V-DEM)	87.3	2	+5.4
Equal Civil Liberties (V-DEM)	64.1	17	-1.7
Equal Socioeconomic Opportunity (GI/V-DEM)	48.4	23	-0.8
Equal Access to Public Services (V-DEM)	23.9	42	0.0
GENDER	55.2	20	-7.1
Political Power & Representation of Women (GI/IPU/V-DEM)	78.0	2	+6.6
Equal Civil Liberties for Women (V-DEM)	81.6	23	-3.1
Socioeconomic Opportunity for Women (GI/V-DEM)	40.4	33	-13.7
Equal Access to Public Services for Women (V-DEM)	26.2	45	0.0
Laws on Violence against Women (OECD)	50.0	3	-25.0



HUMAN DEVELOPMENT

SCORE/100 RANK/54 TREND
2019 2019 2010-2019

HUMAN DEVELOPMENT	64.3	9	-0.7
HEALTH	78.6	3	+8.1
Access to Healthcare (V-DEM/WHO)	58.9	16	-5.5
Access to Water & Sanitation (WHO & UNICEF)	74.6	10	+3.9
Control of Communicable Diseases (UNAIDS/WHO)	79.4	26	+12.5
Control of Non-Communicable Diseases (IHME)	78.7	7	+5.0
Control of Child & Maternal Mortality (IGCME/MMEIG)	89.7	10	+8.2
Compliance with International Health Regulations (IHR) (WHO)	90.5	3	+24.8
EDUCATION	58.2	15	-0.7
Equality in Education (V-DEM/WB)	40.9	40	-3.4
Education Enrolment (UNESCO)	49.5	9	+3.1
Education Completion (UNDP/WB)	75.3	8	+2.4
Human Resources in Education (UNESCO)	75.2	21	-1.2
Education Quality (BS/WB/WEF)	49.8	22	-4.7
SOCIAL PROTECTION	51.2	15	-10.7
Social Safety Nets (BS/GI)	64.9	4	-4.1
Poverty Reduction Policies (AfDB/BS/WB)	50.0	21	-16.7
Socioeconomic Inequality Mitigation (AfDB/WB/WID.World)	0.0	54	-11.4
Access to Housing (CAHF/UN-Habitat)	49.3	11	-15.6
Absence of Undernourishment (FAO)	91.8	7	-5.6
SUSTAINABLE ENVIRONMENT	69.0	5	+0.4
Promotion of Environmental Sustainability (AfDB/BS/WB)	85.7	3	0.0
Enforcement of Environmental Policies (WEF/WJP)	47.1	25	-1.5
Air Quality (HEI & IHME)	93.0	7	+9.5
Sustainable Management of Land & Forests (FAO/WB/WRI)	48.5	45	-7.7
Land & Water Biodiversity (WB/Yale & Columbia)	70.9	13	+2.2

2020 IIAG Scores, Ranks & Trends - South Sudan

132



OVERALL GOVERNANCE

2019 SCORE/100	2019 RANK/54	TREND 2011-2019
20.7	53 rd	-7.8

TREND CLASSIFICATION KEY

- Increasing Improvement
- Warning Signs
- No Change
- Slowing Improvement
- Slowing Deterioration
- Not Classified
- Bouncing Back
- Increasing Deterioration



SECURITY & RULE OF LAW

	SCORE/100 2019	RANK/54 2019	TREND 2011-2019
SECURITY & RULE OF LAW	15.3	53	-17.2
SECURITY & SAFETY	31.7	53	-41.6
Absence of Armed Conflict (ACLED/UCDP)	47.4	49	-40.0
Absence of Violence against Civilians (ACLED/PTS)	19.0	49	-54.5
Absence of Forced Migration (IDMC/UNHCR)	20.9	52	-62.6
Absence of Human Trafficking & Forced Labour (USDS/V-DEM)	3.6	53	-26.8
Absence of Criminality (WHO)	67.7	48	-24.2
RULE OF LAW & JUSTICE	14.1	51	-10.4
Executive Compliance with the Rule of Law (V-DEM/WJP)	29.0	49	-0.9
Impartiality of the Judicial System (GI/V-DEM)	24.8	38	+17.9
Judicial Processes (V-DEM/WJP)	14.2	51	-9.1
Equality before the Law (FH/WJP)	0.0	46	-66.7
Law Enforcement (GI/WEF/WJP)	0.0	47	0.0
Property Rights (BS/V-DEM/WJP)	16.7	52	-3.4
ACCOUNTABILITY & TRANSPARENCY	9.0	50	-7.5
Institutional Checks & Balances (BS/V-DEM/WJP)	13.1	50	-10.4
Civic Checks & Balances (BS/V-DEM/WJP)	21.1	50	-4.2
Absence of Undue Influence on Government (BS/FH)	0.0	50	-23.6
Disclosure of Financial & Judicial Information (GI/IBP/WJP)	10.9	47	+0.8
Accessibility of Information (GI/WJP)	0.0	46	0.0
ANTI-CORRUPTION	6.2	54	-9.6
Anti-Corruption Mechanisms (BS/GI)	4.8	50	-8.3
Absence of Corruption in State Institutions (V-DEM/WJP)	10.1	54	-23.6
Absence of Corruption in the Public Sector (V-DEM/WEF/WJP)	3.8	54	-15.8
Public Procurement Procedures (GI)	12.5	37	0.0
Absence of Corruption in the Private Sector (WB/WEF)	0.0	53	0.0



FOUNDATIONS FOR ECONOMIC OPPORTUNITY

	SCORE/100 2019	RANK/54 2019	TREND 2011-2019
FOUNDATIONS FOR ECONOMIC OPPORTUNITY	19.9	53	-4.6
PUBLIC ADMINISTRATION	19.6	52	-2.9
Civil Registration (GI)	37.5	45	0.0
Capacity of the Statistical System (GI/ODW/WB)	30.2	45	-0.6
Tax & Revenue Mobilisation (AfDB/ICTD&UNU-WIDER/WB)	8.2	52	+4.0
Budgetary & Financial Management (AfDB/WB)	16.2	41	-8.4
Professional Administration (AfDB/GI/WB)	6.0	52	-9.2
BUSINESS ENVIRONMENT	30.0	48	-1.6
Regional Integration (AfDB)	25.0	35	0.0
Trade Environment (WB)	28.2	50	0.0
Business & Competition Regulation (AfDB/BS/WB/WEF)	17.0	51	-6.1
Access to Financial Services (WB)	.	.	.
Labour Relations (GI/WEF)	50.0	28	0.0
INFRASTRUCTURE	14.4	54	+9.6
Transport Network (WEF/UPU)	.	.	.
Access to Energy (WB)	25.1	45	+23.7
Mobile Communications (ITU)	14.8	53	+2.9
Digital Access (ITU/WB)	3.2	47	+2.2
RURAL SECTOR	15.7	49	-23.6
Rural Land & Water Access (IFAD)	33.0	43	-21.9
Rural Market Access (IFAD)	0.0	50	-25.0
Rural Sector Support (IFAD)	20.0	50	-23.0
Rural Businesses & Organisations (IFAD)	10.0	50	-24.3



PARTICIPATION, RIGHTS & INCLUSION

	SCORE/100 2019	RANK/54 2019	TREND 2011-2019
PARTICIPATION, RIGHTS & INCLUSION	20.9	52	-9.1
PARTICIPATION	17.1	48	-5.7
Freedom of Association & Assembly (FH/GI)	25.0	29	-12.5
Political Pluralism (GI/V-DEM)	21.3	46	+3.3
Civil Society Space (GI/V-DEM)	22.0	47	-11.0
Democratic Elections (CDD/GI/V-DEM)	0.3	53	-2.4
RIGHTS	13.2	53	-17.8
Personal Liberties (FH/V-DEM/WJP)	3.3	53	-19.9
Freedom of Expression & Belief (FH/V-DEM/WJP)	12.5	53	-50.0
Media Freedom (GI/V-DEM/RSF)	21.4	49	-17.7
Digital Rights (DSP & V-DEM/GI)	12.0	54	-9.9
Protection against Discrimination (GI)	16.7	18	+8.4
INCLUSION & EQUALITY	17.3	54	-9.2
Equal Political Power (V-DEM)	18.5	52	-1.7
Equal Political Representation (FH/IPU/V-DEM)	12.9	50	-38.5
Equal Civil Liberties (V-DEM)	29.7	52	+9.3
Equal Socioeconomic Opportunity (GI/V-DEM)	13.9	53	-1.6
Equal Access to Public Services (V-DEM)	11.7	51	-13.1
GENDER	36.0	46	-3.6
Political Power & Representation of Women (GI/IPU/V-DEM)	25.2	53	+2.4
Equal Civil Liberties for Women (V-DEM)	40.3	49	-9.4
Socioeconomic Opportunity for Women (GI/V-DEM)	32.0	40	-7.2
Equal Access to Public Services for Women (V-DEM)	46.6	24	-0.1
Laws on Violence against Women (OECD)	.	.	.



HUMAN DEVELOPMENT

	SCORE/100 2019	RANK/54 2019	TREND 2011-2019
HUMAN DEVELOPMENT	26.5	53	-0.6
HEALTH	34.3	53	+0.2
Access to Healthcare (V-DEM/WHO)	1.6	54	+1.2
Access to Water & Sanitation (WHO & UNICEF)	11.1	53	+3.7
Control of Communicable Diseases (UNAIDS/WHO)	59.5	48	+5.1
Control of Non-Communicable Diseases (IHME)	70.8	22	+1.2
Control of Child & Maternal Mortality (ICGME/MMEIG)	29.2	52	-1.2
Compliance with International Health Regulations (IHR) (WHO)	33.7	44	-8.7
EDUCATION	14.0	52	+0.9
Equality in Education (V-DEM/WB)	8.0	54	+2.3
Education Enrolment (UNESCO)	7.0	50	-5.0
Education Completion (UNDP/WB)	2.7	53	-4.0
Human Resources in Education (UNESCO)	52.3	42	+11.1
Education Quality (BS/WB/WEF)	0.0	48	0.0
SOCIAL PROTECTION	12.0	53	-1.5
Social Safety Nets (BS/GI)	11.3	49	0.0
Poverty Reduction Policies (AfDB/BS/WB)	9.4	53	-4.4
Socioeconomic Inequality Mitigation (AfDB/WB/WID.World)	22.1	48	-5.0
Access to Housing (CAHF/UN-Habitat)	5.1	53	+3.5
Absence of Undernourishment (FAO)	.	.	.
SUSTAINABLE ENVIRONMENT	45.7	40	-2.0
Promotion of Environmental Sustainability (AfDB/BS/WB)	12.7	52	-6.3
Enforcement of Environmental Policies (WEF/WJP)	.	.	.
Air Quality (HEI & IHME)	26.0	53	+2.5
Sustainable Management of Land & Forests (FAO/WB/WRI)	60.1	29	-4.2
Land & Water Biodiversity (WB/Yale & Columbia)	84.1	11	0.0



OVERALL GOVERNANCE

2019 SCORE/100	2019 RANK/54	TREND 2010-2019
32.5	48 th	+2.5

TREND CLASSIFICATION KEY

- Increasing Improvement
- Slowing Improvement
- Bouncing Back
- Warning Signs
- Slowing Deterioration
- Increasing Deterioration
- No Change
- Not Classified



SECURITY & RULE OF LAW

SCORE/100 2019 RANK/54 2019 TREND 2010-2019

SECURITY & RULE OF LAW	27.4	49	+1.5
SECURITY & SAFETY	58.7	47	+3.6
Absence of Armed Conflict (ACLED/UCDP)	76.5	45	+10.0
Absence of Violence against Civilians (ACLED/PTS)	28.5	47	-27.6
Absence of Forced Migration (IDMC/UNHCR)	72.1	48	+15.6
Absence of Human Trafficking & Forced Labour (USDS/V-DEM)	26.8	49	+19.7
Absence of Criminality (WHO)	89.8	14	+0.6
RULE OF LAW & JUSTICE	17.6	49	+6.2
Executive Compliance with the Rule of Law (V-DEM/WJP)	37.4	38	+5.2
Impartiality of the Judicial System (GI/V-DEM)	9.8	45	+7.2
Judicial Processes (V-DEM/WJP)	22.2	48	+6.9
Equality before the Law (FH/WJP)	0.0	46	0.0
Law Enforcement (GI/WEF/WJP)	0.0	47	0.0
Property Rights (BS/V-DEM/WJP)	36.0	40	+17.8
ACCOUNTABILITY & TRANSPARENCY	6.8	51	-10.1
Institutional Checks & Balances (BS/V-DEM/WJP)	5.3	54	-11.4
Civic Checks & Balances (BS/V-DEM/WJP)	27.9	46	-5.8
Absence of Undue Influence on Government (BS/FH)	0.0	50	-18.1
Disclosure of Financial & Judicial Information (GI/IBP/WJP)	0.7	52	-2.9
Accessibility of Information (GI/WJP)	0.0	46	-12.5
ANTI-CORRUPTION	26.5	42	+6.3
Anti-Corruption Mechanisms (BS/GI)	29.8	32	+16.7
Absence of Corruption in State Institutions (V-DEM/WJP)	45.5	25	+7.1
Absence of Corruption in the Public Sector (V-DEM/WEF/WJP)	37.1	29	+7.7
Public Procurement Procedures (GI)	0.0	48	0.0
Absence of Corruption in the Private Sector (WB/WEF)	20.0	44	0.0



FOUNDATIONS FOR ECONOMIC OPPORTUNITY

SCORE/100 2019 RANK/54 2019 TREND 2010-2019

FOUNDATIONS FOR ECONOMIC OPPORTUNITY	37.4	41	+3.1
PUBLIC ADMINISTRATION	33.5	44	-1.2
Civil Registration (GI)	50.0	32	-25.0
Capacity of the Statistical System (GI/ODW/WB)	35.5	37	+17.0
Tax & Revenue Mobilisation (AfDB/ICTD&UNU-WIDER/WB)	22.1	47	-6.6
Budgetary & Financial Management (AfDB/WB)	42.0	35	+10.1
Professional Administration (AfDB/GI/WB)	17.8	47	-1.6
BUSINESS ENVIRONMENT	22.8	50	-5.5
Regional Integration (AfDB)	43.8	28	-6.2
Trade Environment (WB)	28.6	49	+2.6
Business & Competition Regulation (AfDB/BS/WB/WEF)	26.2	48	-8.2
Access to Financial Services (WB)	15.6	33	+9.5
Labour Relations (GI/WEF)	0.0	50	-25.0
INFRASTRUCTURE	38.3	31	+9.9
Transport Network (WEF/UPU)	33.3	30	-0.3
Access to Energy (WB)	58.1	24	+20.1
Mobile Communications (ITU)	42.0	45	+8.7
Digital Access (ITU/WB)	20.0	20	+11.1
RURAL SECTOR	55.1	21	+9.2
Rural Land & Water Access (IFAD)	63.8	18	+13.9
Rural Market Access (IFAD)	50.0	15	+12.5
Rural Sector Support (IFAD)	59.7	17	+11.2
Rural Businesses & Organisations (IFAD)	47.0	34	-0.9



PARTICIPATION, RIGHTS & INCLUSION

SCORE/100 2019 RANK/54 2019 TREND 2010-2019

PARTICIPATION, RIGHTS & INCLUSION	22.5	51	+3.3
PARTICIPATION	12.8	50	-0.3
Freedom of Association & Assembly (FH/GI)	0.0	47	0.0
Political Pluralism (GI/V-DEM)	22.2	45	+5.1
Civil Society Space (GI/V-DEM)	26.4	45	+5.1
Democratic Elections (CDD/GI/V-DEM)	2.4	52	-11.7
RIGHTS	20.0	51	+5.4
Personal Liberties (FH/V-DEM/WJP)	7.0	52	+4.1
Freedom of Expression & Belief (FH/V-DEM/WJP)	31.1	47	+6.4
Media Freedom (GI/V-DEM/RSF)	41.5	43	+12.1
Digital Rights (DSP & V-DEM/GI)	20.5	50	+4.6
Protection against Discrimination (GI)	0.0	39	0.0
INCLUSION & EQUALITY	24.4	49	0.0
Equal Political Power (V-DEM)	23.8	46	+6.9
Equal Political Representation (FH/IPU/V-DEM)	26.2	45	+0.7
Equal Civil Liberties (V-DEM)	32.2	48	+3.5
Equal Socioeconomic Opportunity (GI/V-DEM)	20.2	49	-11.0
Equal Access to Public Services (V-DEM)	19.7	44	0.0
GENDER	32.7	49	+7.9
Political Power & Representation of Women (GI/IPU/V-DEM)	43.7	37	+26.0
Equal Civil Liberties for Women (V-DEM)	49.4	46	+1.5
Socioeconomic Opportunity for Women (GI/V-DEM)	15.5	53	-5.1
Equal Access to Public Services for Women (V-DEM)	29.7	40	0.0
Laws on Violence against Women (OECD)	25.0	20	+16.7



HUMAN DEVELOPMENT

SCORE/100 2019 RANK/54 2019 TREND 2010-2019

HUMAN DEVELOPMENT	42.7	45	+2.2
HEALTH	52.2	42	+9.6
Access to Healthcare (V-DEM/WHO)	11.2	51	-6.9
Access to Water & Sanitation (WHO & UNICEF)	38.6	33	+8.7
Control of Communicable Diseases (UNAIDS/WHO)	72.5	38	+4.6
Control of Non-Communicable Diseases (IHME)	49.8	47	+1.9
Control of Child & Maternal Mortality (IGCME/MMEIG)	74.2	24	+9.4
Compliance with International Health Regulations (IHR) (WHO)	66.9	19	+39.6
EDUCATION	29.1	49	-0.7
Equality in Education (V-DEM/WB)	37.4	44	+6.4
Education Enrolment (UNESCO)	28.8	29	+5.3
Education Completion (UNDP/WB)	33.5	45	+2.1
Human Resources in Education (UNESCO)	.	.	-
Education Quality (BS/WB/WEF)	16.7	46	-16.6
SOCIAL PROTECTION	33.4	40	+1.3
Social Safety Nets (BS/GI)	4.2	53	0.0
Poverty Reduction Policies (AfDB/BS/WB)	33.1	47	+3.9
Socioeconomic Inequality Mitigation (AfDB/WB/WID.World)	46.0	30	-1.1
Access to Housing (CAHF/UN-Habitat)	9.2	51	-20.1
Absence of Undernourishment (FAO)	74.7	15	+23.9
SUSTAINABLE ENVIRONMENT	55.9	28	-1.7
Promotion of Environmental Sustainability (AfDB/BS/WB)	15.5	50	-4.3
Enforcement of Environmental Policies (WEF/WJP)	.	.	-
Air Quality (HEI & IHME)	75.3	16	+11.9
Sustainable Management of Land & Forests (FAO/WB/WRI)	77.2	6	-4.2
Land & Water Biodiversity (WB/Yale & Columbia)	55.8	20	-9.7

2020 IIAG Scores, Ranks & Trends - Tanzania

134



OVERALL GOVERNANCE

2019 SCORE/100	2019 RANK/54	TREND 2010-2019
53	19th	+0.2

TREND CLASSIFICATION KEY

- Increasing Improvement
- Warning Signs
- No Change
- Slowing Improvement
- Slowing Deterioration
- Not Classified
- Bouncing Back
- Increasing Deterioration



SECURITY & RULE OF LAW

SCORE/100 2019 RANK/54 2019 TREND 2010-2019

SECURITY & RULE OF LAW	SCORE/100	RANK/54	TREND
SECURITY & SAFETY	84.1	22	-0.6
Absence of Armed Conflict (ACLED/UCDP)	99.6	21	-0.4
Absence of Violence against Civilians (ACLED/PTS)	83.8	30	-6.4
Absence of Forced Migration (IDMC/UNHCR)	100.0	1	0.0
Absence of Human Trafficking & Forced Labour (USDS/V-DEM)	51.8	30	+3.8
Absence of Criminality (WHO)	85.0	26	-0.5
RULE OF LAW & JUSTICE	48.0	22	-6.1
Executive Compliance with the Rule of Law (V-DEM/WJP)	77.0	11	+5.2
Impartiality of the Judicial System (GI/V-DEM)	40.8	24	-13.6
Judicial Processes (V-DEM/WJP)	40.5	29	-3.5
Equality before the Law (FH/WJP)	43.7	30	-25.2
Law Enforcement (GI/WEF/WJP)	29.4	31	-4.4
Property Rights (BS/V-DEM/WJP)	56.3	27	+4.4
ACCOUNTABILITY & TRANSPARENCY	45.0	20	-8.1
Institutional Checks & Balances (BS/V-DEM/WJP)	56.7	17	-14.0
Civic Checks & Balances (BS/V-DEM/WJP)	54.8	24	-3.8
Absence of Undue Influence on Government (BS/FH)	63.9	15	-12.5
Disclosure of Financial & Judicial Information (GI/IBP/WJP)	23.2	34	-10.2
Accessibility of Information (GI/WJP)	26.3	26	+0.2
ANTI-CORRUPTION	47.8	17	+5.6
Anti-Corruption Mechanisms (BS/GI)	44.0	21	+4.7
Absence of Corruption in State Institutions (V-DEM/WJP)	61.4	14	+11.1
Absence of Corruption in the Public Sector (V-DEM/WEF/WJP)	63.9	10	+18.2
Public Procurement Procedures (GI)	25.0	26	-25.0
Absence of Corruption in the Private Sector (WB/WEF)	44.5	20	+18.7



FOUNDATIONS FOR ECONOMIC OPPORTUNITY

SCORE/100 2019 RANK/54 2019 TREND 2010-2019

FOUNDATIONS FOR ECONOMIC OPPORTUNITY	SCORE/100	RANK/54	TREND
FOUNDATIONS FOR ECONOMIC OPPORTUNITY	52.7	18	+2.4
PUBLIC ADMINISTRATION	52.4	26	-0.5
Civil Registration (GI)	50.0	32	+12.5
Capacity of the Statistical System (GI/ODW/WB)	36.9	34	-18.4
Tax & Revenue Mobilisation (AfDB/ICTD&UNU-WIDER/WB)	41.9	32	-9.1
Budgetary & Financial Management (AfDB/WB)	69.7	13	-1.3
Professional Administration (AfDB/GI/WB)	63.2	6	+13.3
BUSINESS ENVIRONMENT	54.5	22	+1.1
Regional Integration (AfDB)	87.5	3	0.0
Trade Environment (WB)	43.1	39	+8.7
Business & Competition Regulation (AfDB/BS/WB/WEF)	57.2	22	-3.9
Access to Financial Services (WB)	37.0	14	+7.3
Labour Relations (GI/WEF)	47.8	31	-6.8
INFRASTRUCTURE	42.1	23	+15.0
Transport Network (WEF/UPU)	60.7	8	+18.7
Access to Energy (WB)	32.8	39	+21.6
Mobile Communications (ITU)	64.4	23	+11.1
Digital Access (ITU/WB)	10.6	33	+8.8
RURAL SECTOR	61.9	13	-5.9
Rural Land & Water Access (IFAD)	66.2	15	-15.4
Rural Market Access (IFAD)	50.0	15	+8.2
Rural Sector Support (IFAD)	67.7	9	-12.8
Rural Businesses & Organisations (IFAD)	63.6	9	-3.5



PARTICIPATION, RIGHTS & INCLUSION

SCORE/100 2019 RANK/54 2019 TREND 2010-2019

PARTICIPATION, RIGHTS & INCLUSION	SCORE/100	RANK/54	TREND
PARTICIPATION, RIGHTS & INCLUSION	45.5	29	-6.2
PARTICIPATION	33.5	33	-10.8
Freedom of Association & Assembly (FH/GI)	12.5	38	-25.0
Political Pluralism (GI/V-DEM)	45.1	21	-1.7
Civil Society Space (GI/V-DEM)	28.8	44	-22.1
Democratic Elections (CDD/GI/V-DEM)	47.7	22	+5.5
RIGHTS	46.9	27	-13.0
Personal Liberties (FH/V-DEM/WJP)	35.4	34	-33.4
Freedom of Expression & Belief (FH/V-DEM/WJP)	58.6	33	-15.7
Media Freedom (GI/V-DEM/RSF)	44.8	38	-17.8
Digital Rights (DSP & V-DEM/GI)	62.3	21	-23.2
Protection against Discrimination (GI)	33.3	8	+25.0
INCLUSION & EQUALITY	57.2	14	+3.8
Equal Political Power (V-DEM)	52.6	21	+2.4
Equal Political Representation (FH/IPU/V-DEM)	54.7	15	-12.6
Equal Civil Liberties (V-DEM)	68.7	13	+5.2
Equal Socioeconomic Opportunity (GI/V-DEM)	61.1	16	+24.7
Equal Access to Public Services (V-DEM)	48.9	13	-0.5
GENDER	44.3	35	-4.9
Political Power & Representation of Women (GI/IPU/V-DEM)	68.1	4	+3.7
Equal Civil Liberties for Women (V-DEM)	69.7	35	-2.4
Socioeconomic Opportunity for Women (GI/V-DEM)	38.4	35	+7.8
Equal Access to Public Services for Women (V-DEM)	20.4	46	0.0
Laws on Violence against Women (OECD)	25.0	20	-33.3



HUMAN DEVELOPMENT

SCORE/100 2019 RANK/54 2019 TREND 2010-2019

HUMAN DEVELOPMENT	SCORE/100	RANK/54	TREND
HUMAN DEVELOPMENT	57.8	17	+7.2
HEALTH	68.6	13	+11.3
Access to Healthcare (V-DEM/WHO)	63.7	9	+6.4
Access to Water & Sanitation (WHO & UNICEF)	47.7	24	+8.5
Control of Communicable Diseases (UNAIDS/WHO)	85.4	15	+29.3
Control of Non-Communicable Diseases (IHME)	78.2	8	-5.3
Control of Child & Maternal Mortality (ICGME/MMEIG)	68.0	32	+10.9
Compliance with International Health Regulations (IHR) (WHO)	68.8	17	+18.3
EDUCATION	52.5	24	+2.8
Equality in Education (V-DEM/WB)	70.0	9	+20.0
Education Enrolment (UNESCO)	22.3	39	-0.9
Education Completion (UNDP/WB)	38.9	40	-16.7
Human Resources in Education (UNESCO)	73.0	25	+2.8
Education Quality (BS/WB/WEF)	58.3	13	+8.7
SOCIAL PROTECTION	47.5	21	+8.1
Social Safety Nets (BS/GI)	29.8	28	0.0
Poverty Reduction Policies (AfDB/BS/WB)	65.8	9	+5.7
Socioeconomic Inequality Mitigation (AfDB/WB/WID.World)	67.3	8	+4.9
Access to Housing (CAHF/UN-Habitat)	32.2	22	+13.4
Absence of Undernourishment (FAO)	42.6	29	+16.8
SUSTAINABLE ENVIRONMENT	62.5	14	+6.5
Promotion of Environmental Sustainability (AfDB/BS/WB)	49.6	30	+0.8
Enforcement of Environmental Policies (WEF/WJP)	62.0	9	+18.6
Air Quality (HEI & IHME)	66.7	30	+7.7
Sustainable Management of Land & Forests (FAO/WB/WRI)	72.2	10	+3.0
Land & Water Biodiversity (WB/Yale & Columbia)	61.9	16	+2.1



OVERALL GOVERNANCE

2019 SCORE/100	2019 RANK/54	TREND 2010-2019
50.1	25 th	+4.8

TREND CLASSIFICATION KEY

- Increasing Improvement
- Slowing Improvement
- Bouncing Back
- Warning Signs
- Slowing Deterioration
- Increasing Deterioration
- No Change
- Not Classified



SECURITY & RULE OF LAW

SCORE/100 2019 RANK/54 2019 TREND 2010-2019

SECURITY & RULE OF LAW	51.3	25	+2.0
SECURITY & SAFETY	88.9	5	+0.8
Absence of Armed Conflict (ACLED/UCDP)	99.1	26	-0.9
Absence of Violence against Civilians (ACLED/PTS)	92.1	14	+1.8
Absence of Forced Migration (IDMC/UNHCR)	99.0	27	+2.0
Absence of Human Trafficking & Forced Labour (USDS/V-DEM)	71.7	5	-0.4
Absence of Criminality (WHO)	82.6	30	+1.3
RULE OF LAW & JUSTICE	43.4	30	-1.0
Executive Compliance with the Rule of Law (V-DEM/WJP)	29.0	49	-2.2
Impartiality of the Judicial System (GI/V-DEM)	32.7	32	-8.3
Judicial Processes (V-DEM/WJP)	42.5	28	-8.5
Equality before the Law (FH/WJP)	50.3	26	+3.0
Law Enforcement (GI/WEF/WJP)	46.5	17	+11.2
Property Rights (BS/V-DEM/WJP)	59.2	20	-1.5
ACCOUNTABILITY & TRANSPARENCY	27.3	35	-0.7
Institutional Checks & Balances (BS/V-DEM/WJP)	29.9	39	-6.0
Civic Checks & Balances (BS/V-DEM/WJP)	39.0	36	-11.3
Absence of Undue Influence on Government (BS/FH)	36.1	28	+18.0
Disclosure of Financial & Judicial Information (GI/IBP/WJP)	11.8	46	-5.6
Accessibility of Information (GI/WJP)	19.8	34	+1.4
ANTI-CORRUPTION	45.5	19	+9.0
Anti-Corruption Mechanisms (BS/GI)	34.5	27	+25.0
Absence of Corruption in State Institutions (V-DEM/WJP)	32.9	38	-4.1
Absence of Corruption in the Public Sector (V-DEM/WEF/WJP)	44.9	20	+6.6
Public Procurement Procedures (GI)	75.0	2	+37.5
Absence of Corruption in the Private Sector (WB/WEF)	40.0	24	-20.0



FOUNDATIONS FOR ECONOMIC OPPORTUNITY

SCORE/100 2019 RANK/54 2019 TREND 2010-2019

FOUNDATIONS FOR ECONOMIC OPPORTUNITY	45.4	33	+6.8
PUBLIC ADMINISTRATION	56.3	19	+6.6
Civil Registration (GI)	62.5	20	-12.5
Capacity of the Statistical System (GI/ODW/WB)	55.6	17	+8.2
Tax & Revenue Mobilisation (AfDB/ICTD&UNU-WIDER/WB)	52.5	13	+12.0
Budgetary & Financial Management (AfDB/WB)	56.5	26	-1.5
Professional Administration (AfDB/GI/WB)	54.6	12	+26.9
BUSINESS ENVIRONMENT	47.7	30	+5.1
Regional Integration (AfDB)	56.3	22	0.0
Trade Environment (WB)	56.5	23	+1.5
Business & Competition Regulation (AfDB/BS/WB/WEF)	64.1	15	+19.0
Access to Financial Services (WB)	36.7	16	+29.9
Labour Relations (GI/WEF)	25.0	46	-25.0
INFRASTRUCTURE	41.9	24	+11.0
Transport Network (WEF/UPU)	35.4	26	-34.1
Access to Energy (WB)	49.3	27	+21.5
Mobile Communications (ITU)	61.9	27	+36.7
Digital Access (ITU/WB)	21.2	19	+20.1
RURAL SECTOR	35.8	41	+4.8
Rural Land & Water Access (IFAD)	40.7	38	+17.1
Rural Market Access (IFAD)	25.0	42	-5.0
Rural Sector Support (IFAD)	41.7	40	+0.3
Rural Businesses & Organisations (IFAD)	35.7	41	+6.7



PARTICIPATION, RIGHTS & INCLUSION

SCORE/100 2019 RANK/54 2019 TREND 2010-2019

PARTICIPATION, RIGHTS & INCLUSION	48.2	22	+0.4
PARTICIPATION	40.2	27	+0.4
Freedom of Association & Assembly (FH/GI)	25.0	29	0.0
Political Pluralism (GI/V-DEM)	50.6	13	+14.9
Civil Society Space (GI/V-DEM)	47.8	27	-16.6
Democratic Elections (CDD/GI/V-DEM)	37.4	26	+3.3
RIGHTS	50.6	22	+1.7
Personal Liberties (FH/V-DEM/WJP)	39.9	29	+3.2
Freedom of Expression & Belief (FH/V-DEM/WJP)	74.4	19	+1.6
Media Freedom (GI/V-DEM/RSF)	72.6	10	+7.1
Digital Rights (DSP & V-DEM/GI)	41.0	39	-20.2
Protection against Discrimination (GI)	25.0	17	+16.7
INCLUSION & EQUALITY	47.8	25	-2.2
Equal Political Power (V-DEM)	55.5	14	+6.8
Equal Political Representation (FH/IPU/V-DEM)	40.7	31	+3.5
Equal Civil Liberties (V-DEM)	55.1	29	-14.1
Equal Socioeconomic Opportunity (GI/V-DEM)	50.6	21	-5.6
Equal Access to Public Services (V-DEM)	37.0	31	-1.8
GENDER	54.4	22	+2.1
Political Power & Representation of Women (GI/IPU/V-DEM)	54.3	20	+8.7
Equal Civil Liberties for Women (V-DEM)	82.0	21	+1.3
Socioeconomic Opportunity for Women (GI/V-DEM)	51.4	22	+13.6
Equal Access to Public Services for Women (V-DEM)	59.2	16	+3.4
Laws on Violence against Women (OECD)	25.0	20	-16.7



HUMAN DEVELOPMENT

SCORE/100 2019 RANK/54 2019 TREND 2010-2019

HUMAN DEVELOPMENT	55.5	18	+9.9
HEALTH	58.1	31	+15.1
Access to Healthcare (V-DEM/WHO)	31.0	43	+3.8
Access to Water & Sanitation (WHO & UNICEF)	27.3	45	+5.7
Control of Communicable Diseases (UNAIDS/WHO)	85.9	12	+18.3
Control of Non-Communicable Diseases (IHME)	72.8	18	+0.3
Control of Child & Maternal Mortality (IGCME/MMEIG)	67.3	34	+8.2
Compliance with International Health Regulations (IHR) (WHO)	64.0	23	+53.9
EDUCATION	60.4	13	+7.4
Equality in Education (V-DEM/WB)	74.1	6	+0.7
Education Enrolment (UNESCO)	41.3	13	+5.5
Education Completion (UNDP/WB)	71.8	12	+16.3
Human Resources in Education (UNESCO)	65.1	33	-1.7
Education Quality (BS/WB/WEF)	50.0	21	+16.7
SOCIAL PROTECTION	42.0	29	+6.6
Social Safety Nets (BS/GI)	22.6	37	0.0
Poverty Reduction Policies (AfDB/BS/WB)	44.8	28	+8.8
Socioeconomic Inequality Mitigation (AfDB/WB/WID.World)	52.6	23	+19.9
Access to Housing (CAHF/UN-Habitat)	36.3	19	-4.1
Absence of Undernourishment (FAO)	53.6	26	+8.4
SUSTAINABLE ENVIRONMENT	61.5	16	+10.4
Promotion of Environmental Sustainability (AfDB/BS/WB)	54.0	24	+17.9
Enforcement of Environmental Policies (WEF/WJP)	72.4	5	+9.4
Air Quality (HEI & IHME)	63.0	33	+12.2
Sustainable Management of Land & Forests (FAO/WB/WRI)	67.8	14	+12.5
Land & Water Biodiversity (WB/Yale & Columbia)	50.0	29	0.0

2020 IAG Scores, Ranks & Trends - Tunisia

136



OVERALL GOVERNANCE

2019 SCORE/100	2019 RANK/54	TREND 2010-2019
70.4	4 th	+8.2

TREND CLASSIFICATION KEY

- Increasing Improvement
- Warning Signs
- No Change
- Slowing Improvement
- Slowing Deterioration
- Not Classified
- Bouncing Back
- Increasing Deterioration



SECURITY & RULE OF LAW

SCORE/100 2019 RANK/54 2019 TREND 2010-2019

SECURITY & RULE OF LAW	SCORE/100	RANK/54	TREND
SECURITY & SAFETY	88.4	6	+0.5
Absence of Armed Conflict (ACLED/UCDP)	94.1	36	-5.9
Absence of Violence against Civilians (ACLED/PTS)	86.6	23	+2.2
Absence of Forced Migration (IDMC/UNHCR)	99.8	9	+0.2
Absence of Human Trafficking & Forced Labour (USDS/V-DEM)	65.7	10	+9.3
Absence of Criminality (WHO)	95.7	5	-3.1
RULE OF LAW & JUSTICE	68.1	9	+9.9
Executive Compliance with the Rule of Law (V-DEM/WJP)	92.0	3	+43.8
Impartiality of the Judicial System (GI/V-DEM)	68.8	8	+23.9
Judicial Processes (V-DEM/WJP)	58.6	15	-2.9
Equality before the Law (FH/WJP)	55.8	21	-6.3
Law Enforcement (GI/WEF/WJP)	50.2	12	-7.3
Property Rights (BS/V-DEM/WJP)	83.1	4	+8.1
ACCOUNTABILITY & TRANSPARENCY	62.9	7	+30.8
Institutional Checks & Balances (BS/V-DEM/WJP)	63.3	12	+32.2
Civic Checks & Balances (BS/V-DEM/WJP)	75.8	7	+31.8
Absence of Undue Influence on Government (BS/FH)	76.4	7	+45.8
Disclosure of Financial & Judicial Information (GI/IBP/WJP)	48.0	7	+33.9
Accessibility of Information (GI/WJP)	51.2	4	+10.7
ANTI-CORRUPTION	70.1	3	+12.3
Anti-Corruption Mechanisms (BS/GI)	56.0	8	-8.3
Absence of Corruption in State Institutions (V-DEM/WJP)	74.1	6	+36.3
Absence of Corruption in the Public Sector (V-DEM/WEF/WJP)	66.5	8	+6.5
Public Procurement Procedures (GI)	100.0	1	+50.0
Absence of Corruption in the Private Sector (WB/WEF)	53.8	12	-22.9



FOUNDATIONS FOR ECONOMIC OPPORTUNITY

SCORE/100 2019 RANK/54 2019 TREND 2010-2019

FOUNDATIONS FOR ECONOMIC OPPORTUNITY	SCORE/100	RANK/54	TREND
FOUNDATIONS FOR ECONOMIC OPPORTUNITY	66.2	6	+2.7
PUBLIC ADMINISTRATION	58.5	15	-2.1
Civil Registration (GI)	75.0	8	0.0
Capacity of the Statistical System (GI/ODW/WB)	67.1	5	-16.5
Tax & Revenue Mobilisation (AfDB/ICTD&UNU-WIDER/WB)	42.0	31	+8.2
Budgetary & Financial Management (AfDB/WB)	.	.	-
Professional Administration (AfDB/GI/WB)	50.0	15	0.0
BUSINESS ENVIRONMENT	59.0	17	-0.2
Regional Integration (AfDB)	.	.	-
Trade Environment (WB)	63.7	16	-0.1
Business & Competition Regulation (AfDB/BS/WB/WEF)	63.2	17	-15.4
Access to Financial Services (WB)	37.0	14	+13.8
Labour Relations (GI/WEF)	72.2	7	+1.1
INFRASTRUCTURE	82.1	3	+16.9
Transport Network (WEF/UPU)	60.5	9	-15.5
Access to Energy (WB)	99.8	5	+0.3
Mobile Communications (ITU)	81.9	2	+11.4
Digital Access (ITU/WB)	86.2	2	+71.5
RURAL SECTOR	65.2	6	-4.0
Rural Land & Water Access (IFAD)	75.9	9	0.0
Rural Market Access (IFAD)	66.8	3	-16.5
Rural Sector Support (IFAD)	63.0	14	+0.3
Rural Businesses & Organisations (IFAD)	55.0	23	0.0



PARTICIPATION, RIGHTS & INCLUSION

SCORE/100 2019 RANK/54 2019 TREND 2010-2019

PARTICIPATION, RIGHTS & INCLUSION	SCORE/100	RANK/54	TREND
PARTICIPATION, RIGHTS & INCLUSION	71.4	4	+17.6
PARTICIPATION	82.6	2	+30.6
Freedom of Association & Assembly (FH/GI)	75.0	7	0.0
Political Pluralism (GI/V-DEM)	79.9	1	+27.3
Civil Society Space (GI/V-DEM)	88.4	6	+48.4
Democratic Elections (CDD/GI/V-DEM)	87.0	1	+46.8
RIGHTS	62.1	11	+27.1
Personal Liberties (FH/V-DEM/WJP)	72.6	6	+28.5
Freedom of Expression & Belief (FH/V-DEM/WJP)	80.8	15	+18.5
Media Freedom (GI/V-DEM/RSF)	83.1	2	+38.1
Digital Rights (DSP & V-DEM/GI)	65.6	19	+42.0
Protection against Discrimination (GI)	8.3	26	+8.3
INCLUSION & EQUALITY	75.3	3	+12.0
Equal Political Power (V-DEM)	61.5	8	+23.1
Equal Political Representation (FH/IPU/V-DEM)	72.0	7	+11.2
Equal Civil Liberties (V-DEM)	81.7	2	+9.3
Equal Socioeconomic Opportunity (GI/V-DEM)	88.5	3	+14.8
Equal Access to Public Services (V-DEM)	73.0	4	+1.7
GENDER	65.5	6	+0.5
Political Power & Representation of Women (GI/IPU/V-DEM)	56.9	16	+6.3
Equal Civil Liberties for Women (V-DEM)	89.7	10	+14.3
Socioeconomic Opportunity for Women (GI/V-DEM)	70.1	7	+4.3
Equal Access to Public Services for Women (V-DEM)	60.9	13	+2.6
Laws on Violence against Women (OECD)	50.0	3	-25.0



HUMAN DEVELOPMENT

SCORE/100 2019 RANK/54 2019 TREND 2010-2019

HUMAN DEVELOPMENT	SCORE/100	RANK/54	TREND
HUMAN DEVELOPMENT	71.8	4	-0.7
HEALTH	71.9	10	-1.6
Access to Healthcare (V-DEM/WHO)	50.8	25	-4.5
Access to Water & Sanitation (WHO & UNICEF)	92.4	5	-0.6
Control of Communicable Diseases (UNAIDS/WHO)	73.9	35	+0.8
Control of Non-Communicable Diseases (IHME)	59.4	38	+0.2
Control of Child & Maternal Mortality (IGCME/MMEIG)	98.1	3	+0.6
Compliance with International Health Regulations (IHR) (WHO)	57.0	30	-5.6
EDUCATION	73.5	4	-4.8
Equality in Education (V-DEM/WB)	60.3	16	-0.4
Education Enrolment (UNESCO)	58.6	3	+1.8
Education Completion (UNDP/WB)	86.1	4	+0.4
Human Resources in Education (UNESCO)	97.0	2	+0.2
Education Quality (BS/WB/WEF)	65.7	7	-26.0
SOCIAL PROTECTION	73.9	3	+0.1
Social Safety Nets (BS/GI)	60.7	6	+4.2
Poverty Reduction Policies (AfDB/BS/WB)	66.7	6	0.0
Socioeconomic Inequality Mitigation (AfDB/WB/WID.World)	75.0	4	+11.0
Access to Housing (CAHF/UN-Habitat)	67.3	6	-17.0
Absence of Undernourishment (FAO)	100.0	1	+2.6
SUSTAINABLE ENVIRONMENT	68.0	7	+3.4
Promotion of Environmental Sustainability (AfDB/BS/WB)	71.4	6	+14.3
Enforcement of Environmental Policies (WEF/WJP)	52.8	18	-11.3
Air Quality (HEI & IHME)	99.7	2	+0.6
Sustainable Management of Land & Forests (FAO/WB/WRI)	95.8	1	+6.2
Land & Water Biodiversity (WB/Yale & Columbia)	20.2	42	+7.1

**OVERALL GOVERNANCE**

2019 SCORE/100 2019 RANK/54 TREND 2010-2019
51.8 **22nd** **+0.7**

TREND CLASSIFICATION KEY

- Increasing Improvement ■ Slowing Improvement ■ Bouncing Back
- Warning Signs ■ Slowing Deterioration ■ Increasing Deterioration
- No Change - Not Classified

**SECURITY & RULE OF LAW**

SCORE/100 RANK/54 TREND
 2019 2019 2010-2019

	SCORE/100	RANK/54	TREND
	2019	2019	2010-2019
SECURITY & RULE OF LAW	50.6	26	-3.8
SECURITY & SAFETY	78.9	33	-4.5
Absence of Armed Conflict (ACLED/UCDP)	95.6	34	-0.1
Absence of Violence against Civilians (ACLED/PTS)	66.9	40	-7.4
Absence of Forced Migration (IDMC/UNHCR)	99.7	15	+1.1
Absence of Human Trafficking & Forced Labour (USDS/V-DEM)	58.8	20	-10.9
Absence of Criminality (WHO)	73.7	46	-5.2
RULE OF LAW & JUSTICE	43.8	29	-3.9
Executive Compliance with the Rule of Law (V-DEM/WJP)	49.5	32	+2.0
Impartiality of the Judicial System (GI/V-DEM)	65.7	12	+9.3
Judicial Processes (V-DEM/WJP)	32.1	37	-4.3
Equality before the Law (FH/WJP)	22.5	42	-31.1
Law Enforcement (GI/WEF/WJP)	28.6	33	-10.0
Property Rights (BS/V-DEM/WJP)	64.6	14	+10.9
ACCOUNTABILITY & TRANSPARENCY	43.2	23	-2.6
Institutional Checks & Balances (BS/V-DEM/WJP)	45.1	26	-13.1
Civic Checks & Balances (BS/V-DEM/WJP)	68.1	13	+2.0
Absence of Undue Influence on Government (BS/FH)	23.6	31	-22.2
Disclosure of Financial & Judicial Information (GI/IBP/WJP)	47.6	9	+12.0
Accessibility of Information (GI/WJP)	31.8	23	+8.5
ANTI-CORRUPTION	36.5	27	-4.1
Anti-Corruption Mechanisms (BS/GI)	56.0	8	+8.4
Absence of Corruption in State Institutions (V-DEM/WJP)	37.9	32	+4.8
Absence of Corruption in the Public Sector (V-DEM/WEF/WJP)	27.8	41	+3.0
Public Procurement Procedures (GI)	37.5	17	-37.5
Absence of Corruption in the Private Sector (WB/WEF)	23.4	41	+0.9

**FOUNDATIONS FOR ECONOMIC OPPORTUNITY**

SCORE/100 RANK/54 TREND
 2019 2019 2010-2019

	SCORE/100	RANK/54	TREND
	2019	2019	2010-2019
FOUNDATIONS FOR ECONOMIC OPPORTUNITY	55.0	15	+4.7
PUBLIC ADMINISTRATION	56.9	16	+2.8
Civil Registration (GI)	50.0	32	0.0
Capacity of the Statistical System (GI/ODW/WB)	60.5	8	+9.1
Tax & Revenue Mobilisation (AfDB/ICTD&UNU-WIDER/WB)	44.9	24	+2.1
Budgetary & Financial Management (AfDB/WB)	71.0	10	0.0
Professional Administration (AfDB/GI/WB)	58.0	10	+2.5
BUSINESS ENVIRONMENT	66.2	8	+1.7
Regional Integration (AfDB)	93.8	2	0.0
Trade Environment (WB)	64.6	15	-0.8
Business & Competition Regulation (AfDB/BS/WB/WEF)	58.8	19	-8.2
Access to Financial Services (WB)	51.6	7	+16.5
Labour Relations (GI/WEF)	62.4	18	+1.1
INFRASTRUCTURE	37.0	35	+13.3
Transport Network (WEF/UPU)	38.1	22	-2.6
Access to Energy (WB)	40.2	35	+31.9
Mobile Communications (ITU)	56.3	31	+12.3
Digital Access (ITU/WB)	13.5	27	+11.9
RURAL SECTOR	60.0	16	+1.0
Rural Land & Water Access (IFAD)	73.4	11	+11.3
Rural Market Access (IFAD)	50.0	15	0.0
Rural Sector Support (IFAD)	55.4	25	-13.6
Rural Businesses & Organisations (IFAD)	61.1	15	+6.1

**PARTICIPATION, RIGHTS & INCLUSION**

SCORE/100 RANK/54 TREND
 2019 2019 2010-2019

	SCORE/100	RANK/54	TREND
	2019	2019	2010-2019
PARTICIPATION, RIGHTS & INCLUSION	46.8	26	-1.8
PARTICIPATION	28.2	41	-7.5
Freedom of Association & Assembly (FH/GI)	25.0	29	0.0
Political Pluralism (GI/V-DEM)	34.1	33	-4.1
Civil Society Space (GI/V-DEM)	23.4	46	-28.1
Democratic Elections (CDD/GI/V-DEM)	30.3	33	+2.3
RIGHTS	46.3	28	+5.8
Personal Liberties (FH/V-DEM/WJP)	29.9	38	-2.3
Freedom of Expression & Belief (FH/V-DEM/WJP)	59.4	32	-8.0
Media Freedom (GI/V-DEM/RSE)	59.4	24	+0.1
Digital Rights (DSP & V-DEM/GI)	49.3	32	+5.7
Protection against Discrimination (GI)	33.3	8	+33.3
INCLUSION & EQUALITY	54.1	19	+3.4
Equal Political Power (V-DEM)	44.8	26	+6.4
Equal Political Representation (FH/IPU/V-DEM)	55.3	14	-6.2
Equal Civil Liberties (V-DEM)	50.9	34	-6.6
Equal Socioeconomic Opportunity (GI/V-DEM)	68.8	13	+18.5
Equal Access to Public Services (V-DEM)	51.0	12	+5.3
GENDER	58.4	15	-9.2
Political Power & Representation of Women (GI/IPU/V-DEM)	65.9	7	-5.8
Equal Civil Liberties for Women (V-DEM)	90.0	9	-1.3
Socioeconomic Opportunity for Women (GI/V-DEM)	57.0	20	+1.1
Equal Access to Public Services for Women (V-DEM)	54.2	19	+1.6
Laws on Violence against Women (OECD)	25.0	20	-41.7

**HUMAN DEVELOPMENT**

SCORE/100 RANK/54 TREND
 2019 2019 2010-2019

	SCORE/100	RANK/54	TREND
	2019	2019	2010-2019
HUMAN DEVELOPMENT	54.9	20	+3.9
HEALTH	61.9	26	+9.5
Access to Healthcare (V-DEM/WHO)	36.8	36	-10.6
Access to Water & Sanitation (WHO & UNICEF)	33.2	41	+8.7
Control of Communicable Diseases (UNAIDS/WHO)	88.7	9	+23.2
Control of Non-Communicable Diseases (IHME)	78.8	6	+0.9
Control of Child & Maternal Mortality (IGCME/MMEIG)	75.8	20	+12.3
Compliance with International Health Regulations (IHR) (WHO)	58.0	28	+22.6
EDUCATION	47.5	32	-0.6
Equality in Education (V-DEM/WB)	51.9	23	-2.0
Education Enrolment (UNESCO)	21.3	40	-6.9
Education Completion (UNDP/WB)	43.8	36	-1.8
Human Resources in Education (UNESCO)	58.0	40	+8.2
Education Quality (BS/WB/WEF)	62.3	10	-0.8
SOCIAL PROTECTION	43.0	28	+0.5
Social Safety Nets (BS/GI)	25.6	36	0.0
Poverty Reduction Policies (AfDB/BS/WB)	61.6	10	-3.7
Socioeconomic Inequality Mitigation (AfDB/WB/WID.World)	56.0	22	+0.7
Access to Housing (CAHF/UN-Habitat)	28.6	27	+4.6
Absence of Undernourishment (FAO)	.	.	-
SUSTAINABLE ENVIRONMENT	67.1	8	+6.0
Promotion of Environmental Sustainability (AfDB/BS/WB)	63.1	12	-3.6
Enforcement of Environmental Policies (WEF/WJP)	40.3	30	+15.9
Air Quality (HEI & IHME)	73.9	17	+9.1
Sustainable Management of Land & Forests (FAO/WB/WRI)	62.9	23	+8.7
Land & Water Biodiversity (WB/Yale & Columbia)	95.2	6	0.0

2020 IAG Scores, Ranks & Trends - Zambia

138



OVERALL GOVERNANCE

2019 SCORE/100	2019 RANK/54	TREND 2010-2019
52	21 st	-0.8

TREND CLASSIFICATION KEY

- Increasing Improvement
- Warning Signs
- No Change
- Slowing Improvement
- Slowing Deterioration
- Not Classified
- Bouncing Back
- Increasing Deterioration



SECURITY & RULE OF LAW

SCORE/100 2019 RANK/54 2019 TREND 2010-2019

SECURITY & RULE OF LAW	SCORE/100	RANK/54	TREND
SECURITY & SAFETY	85.9	15	+3.1
Absence of Armed Conflict (ACLED/UCDP)	99.5	22	-0.3
Absence of Violence against Civilians (ACLED/PTS)	85.1	27	+4.9
Absence of Forced Migration (IDMC/UNHCR)	100.0	1	0.0
Absence of Human Trafficking & Forced Labour (USDS/V-DEM)	56.0	24	+0.9
Absence of Criminality (WHO)	89.0	16	+10.1
RULE OF LAW & JUSTICE	49.1	20	-7.2
Executive Compliance with the Rule of Law (V-DEM/WJP)	62.2	21	-15.4
Impartiality of the Judicial System (GI/V-DEM)	53.3	16	-4.1
Judicial Processes (V-DEM/WJP)	48.4	21	-3.7
Equality before the Law (FH/WJP)	52.1	25	-1.1
Law Enforcement (GI/WEF/WJP)	27.6	35	-20.3
Property Rights (BS/V-DEM/WJP)	51.2	32	+1.8
ACCOUNTABILITY & TRANSPARENCY	47.7	18	-8.3
Institutional Checks & Balances (BS/V-DEM/WJP)	47.6	21	-11.9
Civic Checks & Balances (BS/V-DEM/WJP)	53.5	26	-12.5
Absence of Undue Influence on Government (BS/FH)	63.9	15	-12.5
Disclosure of Financial & Judicial Information (GI/IBP/WJP)	32.7	22	-2.6
Accessibility of Information (GI/WJP)	40.6	12	-2.0
ANTI-CORRUPTION	41.9	23	-15.6
Anti-Corruption Mechanisms (BS/GI)	26.2	34	-21.4
Absence of Corruption in State Institutions (V-DEM/WJP)	51.9	19	-10.1
Absence of Corruption in the Public Sector (V-DEM/WEF/WJP)	37.2	28	-8.5
Public Procurement Procedures (GI)	62.5	6	-25.0
Absence of Corruption in the Private Sector (WB/WEF)	31.7	33	-12.9



FOUNDATIONS FOR ECONOMIC OPPORTUNITY

SCORE/100 2019 RANK/54 2019 TREND 2010-2019

FOUNDATIONS FOR ECONOMIC OPPORTUNITY	SCORE/100	RANK/54	TREND
FOUNDATIONS FOR ECONOMIC OPPORTUNITY	50.3	22	+4.0
PUBLIC ADMINISTRATION	55.7	20	-3.1
Civil Registration (GI)	75.0	8	0.0
Capacity of the Statistical System (GI/ODW/WB)	46.4	23	+1.5
Tax & Revenue Mobilisation (AfDB/ICTD&UNU-WIDER/WB)	49.2	17	+5.1
Budgetary & Financial Management (AfDB/WB)	62.4	18	-8.6
Professional Administration (AfDB/GI/WB)	45.5	21	-13.4
BUSINESS ENVIRONMENT	55.7	21	+2.0
Regional Integration (AfDB)	68.8	10	+6.3
Trade Environment (WB)	50.0	32	-3.2
Business & Competition Regulation (AfDB/BS/WB/WEF)	68.0	8	+0.8
Access to Financial Services (WB)	42.6	11	+14.9
Labour Relations (GI/WEF)	49.1	30	-8.7
INFRASTRUCTURE	38.1	33	+15.6
Transport Network (WEF/UPU)	32.8	32	+1.9
Access to Energy (WB)	37.2	38	+18.5
Mobile Communications (ITU)	67.0	19	+28.7
Digital Access (ITU/WB)	15.4	26	+13.1
RURAL SECTOR	51.7	27	+1.4
Rural Land & Water Access (IFAD)	47.8	35	0.0
Rural Market Access (IFAD)	50.0	15	0.0
Rural Sector Support (IFAD)	61.2	16	+3.3
Rural Businesses & Organisations (IFAD)	47.9	32	+2.5



PARTICIPATION, RIGHTS & INCLUSION

SCORE/100 2019 RANK/54 2019 TREND 2010-2019

PARTICIPATION, RIGHTS & INCLUSION	SCORE/100	RANK/54	TREND
PARTICIPATION, RIGHTS & INCLUSION	48.9	21	-2.1
PARTICIPATION	34.3	32	-12.1
Freedom of Association & Assembly (FH/GI)	37.5	17	-12.5
Political Pluralism (GI/V-DEM)	17.3	50	-28.8
Civil Society Space (GI/V-DEM)	50.2	25	-1.1
Democratic Elections (CDD/GI/V-DEM)	32.0	31	-6.4
RIGHTS	53.5	20	-1.5
Personal Liberties (FH/V-DEM/WJP)	53.6	18	-2.2
Freedom of Expression & Belief (FH/V-DEM/WJP)	68.8	24	-5.0
Media Freedom (GI/V-DEM/RSF)	53.8	33	-18.4
Digital Rights (DSP & V-DEM/GI)	58.0	26	+1.5
Protection against Discrimination (GI)	33.3	8	+16.6
INCLUSION & EQUALITY	49.4	23	-5.0
Equal Political Power (V-DEM)	44.8	26	-4.1
Equal Political Representation (FH/IPU/V-DEM)	51.9	19	-0.5
Equal Civil Liberties (V-DEM)	66.7	15	-5.9
Equal Socioeconomic Opportunity (GI/V-DEM)	38.1	34	-18.5
Equal Access to Public Services (V-DEM)	45.7	17	+4.3
GENDER	58.4	15	+10.0
Political Power & Representation of Women (GI/IPU/V-DEM)	59.8	14	+9.1
Equal Civil Liberties for Women (V-DEM)	90.7	6	+1.2
Socioeconomic Opportunity for Women (GI/V-DEM)	57.2	19	+27.5
Equal Access to Public Services for Women (V-DEM)	34.3	37	+20.5
Laws on Violence against Women (OECD)	50.0	3	-8.3



HUMAN DEVELOPMENT

SCORE/100 2019 RANK/54 2019 TREND 2010-2019

HUMAN DEVELOPMENT	SCORE/100	RANK/54	TREND
HUMAN DEVELOPMENT	52.7	25	+2.1
HEALTH	65.5	18	+5.1
Access to Healthcare (V-DEM/WHO)	58.6	18	+4.5
Access to Water & Sanitation (WHO & UNICEF)	34.2	39	+3.0
Control of Communicable Diseases (UNAIDS/WHO)	86.3	11	+15.4
Control of Non-Communicable Diseases (IHME)	72.3	20	-1.2
Control of Child & Maternal Mortality (ICGME/MMEIG)	78.1	17	+10.9
Compliance with International Health Regulations (IHR) (WHO)	63.4	24	-2.3
EDUCATION	51.1	27	+0.3
Equality in Education (V-DEM/WB)	41.9	39	-3.1
Education Enrolment (UNESCO)	17.9	43	-3.0
Education Completion (UNDP/WB)	63.9	20	-5.6
Human Resources in Education (UNESCO)	78.7	17	+11.2
Education Quality (BS/WB/WEF)	53.3	16	+2.4
SOCIAL PROTECTION	35.7	36	+1.1
Social Safety Nets (BS/GI)	35.1	18	+5.3
Poverty Reduction Policies (AfDB/BS/WB)	52.1	19	-2.0
Socioeconomic Inequality Mitigation (AfDB/WB/WID.World)	28.1	46	-2.9
Access to Housing (CAHF/UN-Habitat)	27.6	29	+4.3
Absence of Undernourishment (FAO)	.	.	-
SUSTAINABLE ENVIRONMENT	58.6	22	+1.9
Promotion of Environmental Sustainability (AfDB/BS/WB)	48.8	32	+2.8
Enforcement of Environmental Policies (WEF/WJP)	33.9	38	-4.1
Air Quality (HEI & IHME)	68.8	27	+10.2
Sustainable Management of Land & Forests (FAO/WB/WRI)	41.6	53	+1.0
Land & Water Biodiversity (WB/Yale & Columbia)	100.0	1	0.0



OVERALL GOVERNANCE

2019 SCORE/100	2019 RANK/54	TREND 2010-2019
46.1	33rd	+7.4

TREND CLASSIFICATION KEY

- Increasing Improvement
- Slowing Improvement
- Bouncing Back
- Warning Signs
- Slowing Deterioration
- Increasing Deterioration
- No Change
- Not Classified



SECURITY & RULE OF LAW

SCORE/100 2019 RANK/54 2019 TREND 2010-2019

SECURITY & RULE OF LAW	46.4	32	+6.9
SECURITY & SAFETY	81.5	29	+7.0
Absence of Armed Conflict (ACLED/UCDP)	99.1	26	0.0
Absence of Violence against Civilians (ACLED/PTS)	70.4	38	+7.2
Absence of Forced Migration (IDMC/UNHCR)	98.7	29	+2.2
Absence of Human Trafficking & Forced Labour (USDS/V-DEM)	64.8	13	+18.6
Absence of Criminality (WHO)	74.3	44	+7.0
RULE OF LAW & JUSTICE	37.5	37	+4.9
Executive Compliance with the Rule of Law (V-DEM/WJP)	37.0	39	+2.6
Impartiality of the Judicial System (GI/V-DEM)	48.3	18	+0.7
Judicial Processes (V-DEM/WJP)	47.2	23	+0.6
Equality before the Law (FH/WJP)	28.6	40	+3.4
Law Enforcement (GI/WEF/WJP)	46.1	18	+15.5
Property Rights (BS/V-DEM/WJP)	17.9	49	+6.7
ACCOUNTABILITY & TRANSPARENCY	32.4	32	+5.9
Institutional Checks & Balances (BS/V-DEM/WJP)	33.2	33	+1.9
Civic Checks & Balances (BS/V-DEM/WJP)	35.6	42	+5.6
Absence of Undue Influence on Government (BS/FH)	23.6	31	+5.5
Disclosure of Financial & Judicial Information (GI/IBP/WJP)	37.4	17	+27.2
Accessibility of Information (GI/WJP)	32.3	21	-10.9
ANTI-CORRUPTION	34.0	30	+9.6
Anti-Corruption Mechanisms (BS/GI)	46.4	20	+21.4
Absence of Corruption in State Institutions (V-DEM/WJP)	32.4	39	+6.0
Absence of Corruption in the Public Sector (V-DEM/WEF/WJP)	25.2	44	+2.7
Public Procurement Procedures (GI)	37.5	17	+25.0
Absence of Corruption in the Private Sector (WB/WEF)	28.6	36	-7.1



FOUNDATIONS FOR ECONOMIC OPPORTUNITY

SCORE/100 2019 RANK/54 2019 TREND 2010-2019

FOUNDATIONS FOR ECONOMIC OPPORTUNITY	47.2	29	+19.5
PUBLIC ADMINISTRATION	49.8	29	+8.0
Civil Registration (GI)	62.5	20	0.0
Capacity of the Statistical System (GI/ODW/WB)	42.4	29	+6.1
Tax & Revenue Mobilisation (AfDB/ICTD&UNU-WIDER/WB)	45.9	23	+1.9
Budgetary & Financial Management (AfDB/WB)	47.7	29	+21.6
Professional Administration (AfDB/GI/WB)	50.3	14	+10.1
BUSINESS ENVIRONMENT	42.0	40	+4.2
Regional Integration (AfDB)	37.5	33	+12.5
Trade Environment (WB)	44.7	37	-12.8
Business & Competition Regulation (AfDB/BS/WB/WEF)	45.5	36	+10.5
Access to Financial Services (WB)	47.5	9	+8.6
Labour Relations (GI/WEF)	34.8	41	+2.4
INFRASTRUCTURE	40.0	27	+16.1
Transport Network (WEF/UPU)	30.4	36	-7.9
Access to Energy (WB)	38.5	37	+1.3
Mobile Communications (ITU)	64.2	24	+47.4
Digital Access (ITU/WB)	26.8	17	+23.5
RURAL SECTOR	56.9	19	+49.4
Rural Land & Water Access (IFAD)	78.0	6	+67.0
Rural Market Access (IFAD)	50.0	15	+33.2
Rural Sector Support (IFAD)	50.7	30	+48.5
Rural Businesses & Organisations (IFAD)	48.9	30	+48.9



PARTICIPATION, RIGHTS & INCLUSION

SCORE/100 2019 RANK/54 2019 TREND 2010-2019

PARTICIPATION, RIGHTS & INCLUSION	36.0	38	-1.9
PARTICIPATION	22.0	45	-3.0
Freedom of Association & Assembly (FH/GI)	12.5	38	0.0
Political Pluralism (GI/V-DEM)	27.4	41	-7.7
Civil Society Space (GI/V-DEM)	19.0	49	-12.3
Democratic Elections (CDD/GI/V-DEM)	29.3	35	+8.0
RIGHTS	31.9	40	-3.7
Personal Liberties (FH/V-DEM/WJP)	29.9	38	-2.2
Freedom of Expression & Belief (FH/V-DEM/WJP)	40.3	41	-2.8
Media Freedom (GI/V-DEM/RSF)	36.7	46	-13.5
Digital Rights (DSP & V-DEM/GI)	44.5	36	-8.1
Protection against Discrimination (GI)	8.3	26	+8.3
INCLUSION & EQUALITY	36.2	38	+0.3
Equal Political Power (V-DEM)	30.4	42	+1.4
Equal Political Representation (FH/IPU/V-DEM)	34.8	40	+0.2
Equal Civil Liberties (V-DEM)	38.1	45	+5.5
Equal Socioeconomic Opportunity (GI/V-DEM)	47.6	24	-5.5
Equal Access to Public Services (V-DEM)	30.2	38	+0.1
GENDER	54.0	23	-1.1
Political Power & Representation of Women (GI/IPU/V-DEM)	58.1	15	+5.2
Equal Civil Liberties for Women (V-DEM)	65.9	39	-3.8
Socioeconomic Opportunity for Women (GI/V-DEM)	58.8	16	+26.6
Equal Access to Public Services for Women (V-DEM)	37.0	34	0.0
Laws on Violence against Women (OECD)	50.0	3	-33.3



HUMAN DEVELOPMENT

SCORE/100 2019 RANK/54 2019 TREND 2010-2019

HUMAN DEVELOPMENT	54.9	20	+5.3
HEALTH	66.0	16	+11.7
Access to Healthcare (V-DEM/WHO)	54.5	20	+8.2
Access to Water & Sanitation (WHO & UNICEF)	45.3	26	-2.2
Control of Communicable Diseases (UNAIDS/WHO)	91.7	5	+14.5
Control of Non-Communicable Diseases (IHME)	59.5	37	+6.3
Control of Child & Maternal Mortality (IGCME/MMEIG)	72.7	26	+18.6
Compliance with International Health Regulations (IHR) (WHO)	72.0	14	+24.5
EDUCATION	58.2	15	-4.6
Equality in Education (V-DEM/WB)	50.2	26	-23.3
Education Enrolment (UNESCO)	36.5	20	+1.3
Education Completion (UNDP/WB)	67.6	17	+2.6
Human Resources in Education (UNESCO)	75.1	22	-1.7
Education Quality (BS/WB/WEF)	61.6	11	-2.0
SOCIAL PROTECTION	36.4	34	+7.9
Social Safety Nets (BS/GI)	22.6	37	+3.0
Poverty Reduction Policies (AfDB/BS/WB)	47.0	25	+27.3
Socioeconomic Inequality Mitigation (AfDB/WB/WID.World)	39.4	37	+19.7
Access to Housing (CAHF/UN-Habitat)	36.3	19	-18.5
Absence of Undernourishment (FAO)	.	.	-
SUSTAINABLE ENVIRONMENT	59.2	19	+6.4
Promotion of Environmental Sustainability (AfDB/BS/WB)	44.0	36	+17.0
Enforcement of Environmental Policies (WEF/WJP)	53.2	16	+8.5
Air Quality (HEI & IHME)	52.4	41	+18.5
Sustainable Management of Land & Forests (FAO/WB/WRI)	46.5	48	-12.2
Land & Water Biodiversity (WB/Yale & Columbia)	99.7	4	0.0

Synthesis of the methodology

The Ibrahim Index of African Governance (IIAG) is a composite index which gives a statistical measure of governance performance in 54 African countries. Each IIAG dataset provides a window of comparable data within a ten-year period. Governance is defined by the Mo Ibrahim Foundation as the provision of the political, social and economic public goods and services that every citizen has the right to expect from their state, and that a state has the responsibility to deliver to its citizens.

The IIAG governance framework comprises of four categories: *Security & Rule of Law, Participation, Rights & Inclusion, Foundations for Economic Opportunity and Human Development*. These categories are made up of 16 sub-categories, consisting of 79 indicators. The 2020 IIAG is calculated using data from 40 independent African and global institutions.

A new IIAG dataset is released every two years. IIAG datasets are not comparable between themselves, as each iteration covers a different ten-year period, data are revised retrospectively, and revision of the theoretical framework takes place between iterations. Users of the Index should therefore always reference the most recent version of the IIAG dataset.

For the first time, citizens' assessments of various governance dimensions are given more prominence as part of a new IIAG section named *Citizens' Voices*. All the data in this section is sourced from Afrobarometer, the leading pan-African research institution conducting public opinion surveys. This section mirrors the IIAG framework and helps to contextualise the official and expert assessment data in the IIAG with the reality on the ground as perceived by citizens.

Nevertheless, *Citizens' Voices* scores are not counted in the calculation of IIAG scores. Caveats apply with regards to the direct comparison of scores from the two datasets, as the country samples differ (only 39 in the case of the new section) and, while the Afrobarometer variables are the closest available proxies, there is not always exact thematic overlap with the IIAG measures.

Calculation stages

The following methodology is applied to calculate both the 2020 IIAG and *Citizens' Voices* scores:

- Variables that are consistent with the Foundation's definition of governance and meet specific standards of quality, periodicity and country coverage are selected and missing raw data values are estimated.
- Raw data come on different scales from source. To be compared and combined, data are transformed to a standardised range of 0.0-100.0, where 100.0 is the best possible score.
- Once the 79 indicators have been transformed to a common scale, a simple method of aggregation is applied to calculate the scores. The *Overall Governance* score is the average of the underlying category scores; the category scores are the average of their underlying sub-categories; and the sub-categories are the average of their constituent indicators.

Please visit our website for a full technical Index methodology: mo.ibrahim.foundation.

For any other enquiries and clarifications please contact the Mo Ibrahim Foundation's Research Team at research@moibrahimfoundation.org.

Notes

The 2020 IIAG covers a ten-year time period from 2010 to 2019. The full IIAG dataset, including underlying raw data and normalised scores, as calculated for the express purposes of the Index, is available online via the Foundation's website.

In all 2020 IIAG publications and tables, default trends shown are for the ten-year period (2010-2019). However, users of the IIAG can carry out analysis of any other time periods by using our online and offline (Excel) Data Portals, also available via our website.

Country names in all IIAG resources, included in this report, are the abbreviations used in the African Union (AU) Handbook 2020. Furthermore, country ordering is based on the alphabetical order of their official names as of 1 September 2019, also outlined in the AU Handbook 2020.

Likewise, the list of countries pertaining to each regional group and Regional Economic Community is sourced from the AU Handbook 2020.

All figures on IIAG outputs are displayed to one decimal place. The calculation method to arrive at these scores is as follows:

- Country scores are calculated on full-precision raw data values (using the exact values as they are collected from source). All scores are then rounded to one decimal place.
- Group averages are calculated on the rounded, one decimal place country scores.
- Both trends over time and ranks are calculated on the scores to one decimal place.

The exception to this are the annual average trend figures. These are calculated on the rounded trends over time and displayed to two decimal places.

The 2020 IIAG publications also explore the correlations between different measures in the Index dataset. Correlation is a statistical measure that describes the extent to which two variables are associated. The correlation coefficient indicates the strength and direction of the relationship between two variables. Correlation

does not equal causation and users are advised to take care when interpreting these statistics. Correlation coefficients shown in this report are rounded to two decimal places.

The 2020 IIAG does not include data for South Sudan prior to secession in 2011. Due to the lack of data, ten-year trends are not available for this country. Since the country trend classifications are based on a comparison of a country's ten and five-year trends, these are not provided for South Sudan.

The absence of South Sudan scores prior to 2011 means that 53 countries are ranked in 2010 and 54 countries are ranked in 2011 to 2019 inclusive. This should be taken into account when looking at rank change over time. Similarly, averages calculated for groups which include South Sudan exclude the country in pre-secession years. All group averages, including Regional Economic Communities, are calculated on their current group composition.

Data for Sudan prior to 2011 (Former Sudan) have been used in the 2020 IIAG. Despite Sudan being a new country post-secession of South Sudan, pre-2011 data for 'Former Sudan' are deemed a suitable proxy for governance in Sudan.

Data for Morocco may or may not include Western Sahara depending on the source.

While Algeria, Libya and Somalia have no underlying raw data for all indicators in the Rural Sector sub-category (2010-2019), Namibia only has data for the 2015 data year. As such, these countries do not receive a score or rank. For these cases and any years where a country does not receive a score or rank, this is indicated by ".".

As the latest data year available from source for the indicators in the Rural Sector sub-category is 2015, all data points in 2016-2019 have had to be estimated and five-year trends (2015-2019) are static. While the data source for this sub-category, IFAD, released new data in 2018, changes in the framework render the latest scores non-comparable with previous data years. The IIAG is awaiting for the release of a second comparable year of data to be able to include the variables from their new framework. As a result of all of this, trend classifications, which are based on the comparison between the ten-year and five-year trends, are not considered relevant for the 2020 IIAG Rural Sector sub-category analysis.

The Mo Ibrahim Foundation (MIF) is aware that some sources update their datasets after our documentation is sent to print. IIAG raw data are correct as per the date "last accessed", which is stated for each variable in the 2020 IIAG Excel Data Portal as well as in the Metadata file (both downloadable via our website). Please see the Metadata for all information on all variables and sources used in the 2020 IIAG.

Trend classification approach

The annual average trends for the ten and five-year periods are calculated as follows:


- The annual average trend for the ten-year period (AAT10) is the total change in score between 2010 and 2019, divided by nine (the number of annual time periods experienced).
- The annual average trend for the five-year period (AAT5) is the total change in score between 2015 and 2019, divided by four (the number of annual time periods experienced).


Trend classifications are assigned based on the full precision of the ten and five-year annual average trends. They are applied to all measures in the IIAG. Depending on the size and direction of the annual average trends in the ten and five-year periods, countries and groups are assigned different trend classifications, which are best explained as follows:


- Increasing Improvement: progress over the last ten years, with the rate of improvement increasing in the latest five years.
- Slowing Improvement: progress over the last ten years, with the rate of improvement slowing in the latest five years.
- Bouncing Back: decline (or no change) over the last ten years, but showing progress in the latest five years.
- Warning Signs: progress (or no change) over the last ten years, but showing decline in the latest five years.
- Slowing Deterioration: decline over the last ten years, but the rate of decline is slowing in the latest five years.
- Increasing Deterioration: decline over the last ten years, with the rate of decline increasing in the latest five years.



mo.ibrahim.foundation

 /MolbrahimFoundation

 @Mo_IbrahimFdn #IIAG

 moibrahimfoundation

30.2	64.9	32.7	18.5	59.5	31.0	81.2	76.2	52.4	35.1	16.2	18.5	100.0
45.1	66.7	45.3	36.5	74.1	52.8	66.5	66.7	76.1	47.2	25.6	44.0	59.2
18.1	100.0	18.1	28.6	69.4	46.1	87.5	11.2	58.3	63.9	11.1	52.6	100.0
22.0	80.3	22.3	30.6	33.3	22.6	45.4	22.4	31.2	22.9	10.5	27.3	50.0
18.9	99.2	27.7	58.9	23.6	87.5	48.7	44.9	49.0	57.4	14.6	28.7	32.6
38.4	59.2	26.0	42.3	56.7	60.2	63.8	84.9	57.6	59.6	24.1	44.7	58.6
27.4	71.4	26.2	35.7	60.7	63.1	66.7	100.0	56.0	59.5	21.4	42.5	50.0
46.3	31.9	50.1	36.9	60.9	63.4	80.1	73.5	54.8	43.9	13.1	38.0	84.5
49.0	100.0	33.3	71.2	59.7	59.8	78.7	86.2	59.4	45.2	17.9	49.2	77.8
25.0	70.8	0.0	50.5	62.5	65.0	12.5	64.5	75.0	62.0	37.5	47.4	12.5
44.6	21.9	20.3	17.1	39.7	50.0	80.9	100.0	42.6	87.2	30.8	46.7	68.0
50.4	73.6	44.1	42.3	66.1	55.0	72.8	68.5	57.4	50.7	30.2	47.2	76.2
87.4	77.4	81.2	57.6	90.8	53.5	85.3	76.2	59.6	56.3	56.2	55.6	89.4
98.7	51.9	99.8	41.8	98.7	45.8	100.0	83.0	53.6	47.6	85.1	58.8	100.0
88.8	92.2	84.3	41.0	92.6	26.9	93.8	83.1	26.0	20.1	6.3	38.9	100.0
99.8	85.1	99.5	49.9	99.9	82.5	99.8	91.2	92.9	85.0	68.6	79.2	100.0
49.8	66.9	40.7	67.1	73.8	76.8	68.5	70.6	43.5	73.2	32.2	67.1	71.9
99.7	93.3	81.8	70.7	89.2	59.5	64.6	87.8	81.8	67.9	89.0	65.3	75.2
48.8	75.0	39.9	75.0	64.7	29.6	76.4	41.5	59.0	44.2	24.8	24.1	88.5
36.3	75.7	50.9	34.7	70.9	58.2	87.5	68.7	69.8	41.5	32.4	52.7	93.5
1.6	69.3	39.4	25.5	47.6	68.4	67.4	64.6	65.8	45.7	1.8	52.1	98.2
65.8	73.7	29.6	35.6	47.4	39.3	75.8	36.2	50.3	21.1	21.1	31.9	81.5
69.1	90.2	56.3	42.7	89.4	66.5	68.5	78.7	64.6	41.1	33.3	50.3	100.0
62.8	91.8	31.1	47.8	58.3	64.1	67.9	91.4	44.2	73.8	28.7	79.1	67.6
57.4	53.2	32.0	22.1	74.7	52.8	91.3	72.4	59.1	26.0	31.5	50.2	90.2
26.9	82.2	29.2	34.6	52.0	48.0	65.9	44.3	53.4	45.3	15.6	35.6	68.4
30.2	64.9	32.7	18.5	59.5	31.0	81.2	76.2	52.4	35.1	16.2	18.5	100.0
45.1	66.7	45.3	36.5	74.1	52.8	66.5	66.7	76.1	47.2	25.6	44.0	59.2
18.1	100.0	18.1	28.6	69.4	46.1	87.5	11.2	58.3	63.9	11.1	52.6	100.0
22.0	80.3	22.3	30.6	33.3	22.6	45.4	22.4	31.2	22.9	10.5	27.3	50.0
18.9	99.2	27.7	58.9	23.6	87.5	48.7	44.9	49.0	57.4	14.6	28.7	32.6
38.4	59.2	26.0	42.3	56.7	60.2	63.8	84.9	57.6	59.6	24.1	44.7	58.6
27.4	71.4	26.2	35.7	60.7	63.1	66.7	100.0	56.0	59.5	21.4	42.5	50.0
46.3	31.9	50.1	36.9	60.9	63.4	80.1	73.5	54.8	43.9	13.1	38.0	84.5
49.0	100.0	33.3	71.2	59.7	59.8	78.7	86.2	59.4	45.2	17.9	49.2	77.8
25.0	70.8	0.0	50.5	62.5	65.0	12.5	64.5	75.0	62.0	37.5	47.4	12.5
44.6	21.9	20.3	17.1	39.7	50.0	80.9	100.0	42.6	87.2	30.8	46.7	68.0
65.8	73.7	29.6	35.6	47.4	39.3	75.8	36.2	50.3	21.1	21.1	31.9	81.5
69.1	90.2	56.3	42.7	89.4	66.5	68.5	78.7	64.6	41.1	33.3	50.3	100.0
62.8	91.8	31.1	47.8	58.3	64.1	67.9	91.4	44.2	73.8	28.7	79.1	67.6
57.4	53.2	32.0	22.1	74.7	52.8	91.3	72.4	59.1	26.0	31.5	50.2	90.2
26.9	82.2	29.2	34.6	52.0	48.0	65.9	44.3	53.4	45.3	15.6	35.6	68.4
30.2	64.9	32.7	18.5	59.5	31.0	81.2	76.2	52.4	35.1	16.2	18.5	100.0